



CTI Server Message Reference Guide(Protocol Version 24) for Cisco Unified Contact Center Enterprise, Release 12.6(1)

First Published: 2021-05-14

Americas Headquarters

Cisco Systems, Inc.
170 West Tasman Drive
San Jose, CA 95134-1706
USA
<http://www.cisco.com>
Tel: 408 526-4000
800 553-NETS (6387)
Fax: 408 527-0883

THE SPECIFICATIONS AND INFORMATION REGARDING THE PRODUCTS IN THIS MANUAL ARE SUBJECT TO CHANGE WITHOUT NOTICE. ALL STATEMENTS, INFORMATION, AND RECOMMENDATIONS IN THIS MANUAL ARE BELIEVED TO BE ACCURATE BUT ARE PRESENTED WITHOUT WARRANTY OF ANY KIND, EXPRESS OR IMPLIED. USERS MUST TAKE FULL RESPONSIBILITY FOR THEIR APPLICATION OF ANY PRODUCTS.

THE SOFTWARE LICENSE AND LIMITED WARRANTY FOR THE ACCOMPANYING PRODUCT ARE SET FORTH IN THE INFORMATION PACKET THAT SHIPPED WITH THE PRODUCT AND ARE INCORPORATED HEREIN BY THIS REFERENCE. IF YOU ARE UNABLE TO LOCATE THE SOFTWARE LICENSE OR LIMITED WARRANTY, CONTACT YOUR CISCO REPRESENTATIVE FOR A COPY.

The Cisco implementation of TCP header compression is an adaptation of a program developed by the University of California, Berkeley (UCB) as part of UCB's public domain version of the UNIX operating system. All rights reserved. Copyright © 1981, Regents of the University of California.

NOTWITHSTANDING ANY OTHER WARRANTY HEREIN, ALL DOCUMENT FILES AND SOFTWARE OF THESE SUPPLIERS ARE PROVIDED "AS IS" WITH ALL FAULTS. CISCO AND THE ABOVE-NAMED SUPPLIERS DISCLAIM ALL WARRANTIES, EXPRESSED OR IMPLIED, INCLUDING, WITHOUT LIMITATION, THOSE OF MERCHANTABILITY, FITNESS FOR A PARTICULAR PURPOSE AND NON-INFRINGEMENT OR ARISING FROM A COURSE OF DEALING, USAGE, OR TRADE PRACTICE.

IN NO EVENT SHALL CISCO OR ITS SUPPLIERS BE LIABLE FOR ANY INDIRECT, SPECIAL, CONSEQUENTIAL, OR INCIDENTAL DAMAGES, INCLUDING, WITHOUT LIMITATION, LOST PROFITS OR LOSS OR DAMAGE TO DATA ARISING OUT OF THE USE OR INABILITY TO USE THIS MANUAL, EVEN IF CISCO OR ITS SUPPLIERS HAVE BEEN ADVISED OF THE POSSIBILITY OF SUCH DAMAGES.

Any Internet Protocol (IP) addresses and phone numbers used in this document are not intended to be actual addresses and phone numbers. Any examples, command display output, network topology diagrams, and other figures included in the document are shown for illustrative purposes only. Any use of actual IP addresses or phone numbers in illustrative content is unintentional and coincidental.

All printed copies and duplicate soft copies of this document are considered uncontrolled. See the current online version for the latest version.

Cisco has more than 200 offices worldwide. Addresses and phone numbers are listed on the Cisco website at www.cisco.com/go/offices.

Cisco and the Cisco logo are trademarks or registered trademarks of Cisco and/or its affiliates in the U.S. and other countries. To view a list of Cisco trademarks, go to this URL: <https://www.cisco.com/c/en/us/about/legal/trademarks.html>. Third-party trademarks mentioned are the property of their respective owners. The use of the word partner does not imply a partnership relationship between Cisco and any other company. (1721R)

© 1994–2021 Cisco Systems, Inc. All rights reserved.



CONTENTS

PREFACE

Preface	xiii
Change History	xiii
About This Guide	xiii
Audience	xiv
Related Documents	xiv
Communications, Services, and Additional Information	xiv
Field Notice	xiv
Documentation Feedback	xv
Conventions	xv

CHAPTER 1

CTI Server Overview	1
How CTI Server Works	1
Unified CCE Call Processing	2
Pre-Routed Normal Call	2
Translation Route Call	2
Post Route Call	3
Transfer Call	3
Conference Call	4
CTI Server Configurations	4
Simplex/Duplex Configuration	4
CTI Bridge Configuration	5
CTI Server Message Set	7

CHAPTER 2

CTI Client Application Guidelines	9
InvokeIDs	9
Heartbeat Messages	9

Generic vs ACD-Specific Applications 10

Message Masks 10

Message Order 10

Definitions of Symbolic Constants 10

Side AB Selection TCPIP Connections 10

Alignment of Data Elements 11

CTI Operations During Unified CCE Failures 11

CHAPTER 3

Messaging Conventions 13

CTI Message Convention 13

Message Types 13

Data Types 28

 MHDR Data Type 29

 NAMEDVAR Data Type 29

 NAMEDARRAY Data Type 30

 TASKID Data Type 30

Message Formats 31

Floating Fields 31

Call Event Data 32

 Device IDs 32

 CTI Client History 33

 Event Cause Codes 33

 Call Identification 33

Failure Indication Messages 34

CHAPTER 4

Session Management 35

Configuring TCPIP Transport Services 35

Connection Management 35

Session Initialization 35

 CTI Service Masks 36

 OPEN_REQ Message 38

 Unsolicited Call Event Message Masks 40

 Agent State Masks 42

 OPEN_CONF Message 43

Session Maintenance	46
Session Termination	48
PG and CTI Server Graceful Shutdown	49
STANDBY_ACTIVE_EVENT Message	49
ACTIVE_MAINTENANCE_REQ Message	49
ACTIVE_MAINTENANCE_RESP Message	50
ACTIVE_MAINTENANCE_EVENT Message	50
STOPPING_REQUESTS_TO_THIS_SIDE_IND Message	51

CHAPTER 5**Application Level Interfaces 53**

CTI Server Application Level Interfaces	53
Client Events Service	54
BEGIN_CALL_EVENT	56
END_CALL_EVENT	59
CALL_AGENT_GREETING_EVENT	60
CALL_DATA_UPDATE_EVENT	62
CALL_DELIVERED_EVENT	66
CALL_ESTABLISHED_EVENT	70
CALL_HELD_EVENT	73
CALL_RETRIEVED_EVENT	75
CALL_CLEARED_EVENT	76
CALL_CONNECTION_CLEARED_EVENT	77
CALL_ORIGINATED_EVENT	78
CALL_FAILED_EVENT	81
CALL_CONFERENCED_EVENT	82
CALL_TRANSFERRED_EVENT	86
CALL_DIVERTED_EVENT	89
CALL_SERVICE_INITIATED_EVENT	91
AGENT_STATE_EVENT	94
CALL_REACHED_NETWORK_EVENT	100
CALL_QUEUED_EVENT	102
CALL_DEQUEUED_EVENT	105
CALL_ATTRIBUTE_CHANGE_EVENT	108
AGENT_PRE_CALL_EVENT	109

AGENT_PRE_CALL_ABORT_EVENT 113

RTP_STARTED_EVENT 114

RTP_STOPPED_EVENT 116

NETWORK_RECORDING_STARTED_EVENT 117

NETWORK_RECORDING_ENDED_EVENT 118

NETWORK_RECORDING_FAILED_EVENT 119

NETWORK_RECORDING_TARGET_INFO_EVENT 120

All Events Service 123

 CALL_DELIVERED_EVENT 123

 CALL_TRANSLATION_ROUTE_EVENT 123

Peripheral Monitor Service 125

 MONITOR_START_REQ 126

 MONITOR_STOP_REQ 128

 CHANGE_MONITOR_MASK_REQ 129

Client Monitor Service 130

 CLIENT_SESSION_OPENED_EVENT 131

 CLIENT_SESSION_CLOSED_EVENT 132

 SESSION_MONITOR_START_REQ 133

 SESSION_MONITOR_STOP_REQ 135

Supervisor Service 136

 SUPERVISE_CALL_REQ 136

 EMERGENCY_CALL_REQ 140

 EMERGENCY_CALL_EVENT 143

 AGENT_TEAM_CONFIG_EVENT 144

 LIST_AGENT_TEAM_REQ 146

 MONITOR_AGENT_TEAM_START_REQ 147

 MONITOR_AGENT_TEAM_STOP_REQ 148

Call Data Update Service 149

 SET_CALL_DATA_REQ 149

 RELEASE_CALL_REQ 153

 SET_DEVICE_ATTRIBUTES_REQ 154

Miscellaneous Service 156

 SYSTEM_EVENT 157

 CLIENT_EVENT_REPORT_REQ 159

USER_MESSAGE_REQ	160
USER_MESSAGE_EVENT	163
QUERY_AGENT_STATISTICS_REQ	163
QUERY_SKILL_GROUP_STATISTICS_REQ	175
REGISTER_VARIABLES_REQ	197
SET_APP_DATA_REQ	199
START_RECORDING_REQ	201
STOP_RECORDING_REQ	205
AGENT_DESK_SETTINGS_REQ	208
SET_AGENT_SERVICE_DATA_REQ	212
Connection Monitor Service	214
Client Control Service	214
QUERY_AGENT_STATE_REQ	216
SET_AGENT_STATE_REQ	222
ALTERNATE_CALL_REQ	226
ANSWER_CALL_REQ	228
CLEAR_CALL_REQ	229
CLEAR_CONNECTION_REQ	230
CONFERENCE_CALL_REQ	231
CONSULTATION_CALL_REQ	237
DEFLECT_CALL_REQ	242
HOLD_CALL_REQ	244
MAKE_CALL_REQ	245
MAKE_PREDICTIVE_CALL_REQ	249
RECONNECT_CALL_REQ	253
RETRIEVE_CALL_REQ	255
TRANSFER_CALL_REQ	256
QUERY_DEVICE_INFO_REQ	262
SNAPSHOT_CALL_REQ	267
SNAPSHOT_DEVICE_REQ	273
SEND_DTMF_SIGNAL_REQ	276
SUPERVISOR_ASSIST_REQ	278
EMERGENCY_CALL_REQ	280
BAD_CALL_REQ	284

AGENT_GREETING_CONTROL_REQ 286

START_NETWORK_RECORDING_REQ 287

STOP_NETWORK_RECORDING_REQ 288

Server Service 290

 REGISTER_SERVICE_REQ 290

 UNREGISTER_SERVICE_REQ 291

Configuration Acquisition Messages 292

 Configuration keys 292

 Initial configuration acquisition 293

 Update messages 293

 Message Order 293

 CONFIG_REQUEST_KEY_EVENT 293

 CONFIG_KEY_EVENT 294

 CONFIG_REQUEST_EVENT 295

 CONFIG_BEGIN_EVENT 299

 CONFIG_SERVICE_EVENT 300

 CONFIG_SKILL_GROUP_EVENT 302

 CONFIG_AGENT_EVENT 304

 CONFIG_TERMINAL_EVENT 306

 CONFIG_AGENT_DESK_SETTINGS_EVENT 307

 CONFIG_PERIPHERAL_EVENT 310

 CONFIG_DEVICE_EVENT 310

 CONFIG_CALL_TYPE_EVENT 312

 CONFIG_MRD_EVENT 312

 CONFIG_AGENT_SERVICE_EVENT 313

 CONFIG_END_EVENT 315

CHAPTER 6

Constants and Status Codes 317

In this chapter 318

Failure Indication Message Status Codes 319

SystemEventID Values 326

Special Values 327

Tag Values 328

AgentState Values 344

PGStatusCode Values	345
PeripheralType Values	346
LocalConnectionState Values	347
EventCause Values	348
DeviceIDType Values	352
CallType Values	353
ConnectionDeviceIDType Values	356
LineType Values	356
ControlFailureCode Values	357
AllocationState Values	363
ForwardType Values	364
TypeOfDevice Values	364
ClassOfDevice Values	365
CallPlacementType Values	366
CallMannerType Values	366
CallOption Values	367
ConsultType Values	368
FacilityType Values	368
AnsweringMachine Values	368
AnswerDetectMode Values	369
AgentWorkMode Values	370
DestinationCountry Values	370
CTI Service Masks	371
Disposition Code Values	372
Agent Service Request Masks	375
Silent Monitor Status Values	375
Agent Internal States Message Values	375
TaskState Values	376
In this chapter	377
Failure Indication Message Status Codes	377
SystemEventID Values	384
Special Values	386
Tag Values	386
AgentState Values	402

PGStatusCode Values 403

PeripheralType Values 404

LocalConnectionState Values 405

EventCause Values 406

DeviceIDType Values 410

CallType Values 411

ConnectionDeviceIDType Values 414

LineType Values 414

ControlFailureCode Values 415

AllocationState Values 421

ForwardType Values 422

TypeOfDevice Values 422

ClassOfDevice Values 423

CallPlacementType Values 424

CallMannerType Values 424

CallOption Values 425

ConsultType Values 426

FacilityType Values 426

AnsweringMachine Values 426

AnswerDetectMode Values 427

AgentWorkMode Values 428

DestinationCountry Values 428

CTI Service Masks 429

Disposition Code Values 430

Agent Service Request Masks 433

Silent Monitor Status Values 433

Agent Internal States Message Values 433

TaskState Values 434

CHAPTER 7

Changes and Additions 435

Protocol Version 24 435

Protocol Version 23 436

Protocol Version 22 437

Protocol Version 21 437

Protocol Version 20	437
Protocol Version 19	438
Protocol Version 18	439
Protocol Version 17	439
Protocol Version 16	439
Protocol Version 15	439
Protocol Version 14	440
Protocol Versions 10-13	442
Protocol Version 9	443
Protocol Version 8	444
Protocol Version 7	445
Protocol Version 6	446
Protocol Version 5	448



Preface

- [Change History](#), on page xiii
- [About This Guide](#), on page xiii
- [Audience](#), on page xiv
- [Related Documents](#), on page xiv
- [Communications, Services, and Additional Information](#), on page xiv
- [Field Notice](#), on page xiv
- [Documentation Feedback](#), on page xv
- [Conventions](#), on page xv

Change History

Changes	Section	Date
Initial Release of Document for Release 12.6(1)		May 2021
Added new messages for graceful shutdown	STANDBY_ACTIVE_EVENT_MSG ACTIVE_MAINTENANCE_REQ_MSG ACTIVE_MAINTENANCE_RESP_MSG ACTIVE_MAINTENANCE_EVENT_MSG STOPPING_REQUESTS_TO_THIS_SIDE_IND	
New and updated messages for Agent Assist	CONFIG_AGENT_SERVICE_EVENT SET_AGENT_SERVICE_DATA_REQ AGENT_PRE_CALL_EVENT SNAPSHOT_CALL_CONF	

About This Guide

This manual describes the Customer Telephony Integration (CTI) Server message interface between Unified Contact Center Enterprise (Unified CCE) and application programs.

Audience

This manual is for system integrators and programmers who want to integrate CTI client applications with Unified CCE.

Related Documents

Communications, Services, and Additional Information

- To receive timely, relevant information from Cisco, sign up at [Cisco Profile Manager](#).
- To get the business impact you're looking for with the technologies that matter, visit [Cisco Services](#).
- To submit a service request, visit [Cisco Support](#).
- To discover and browse secure, validated enterprise-class apps, products, solutions and services, visit [Cisco Marketplace](#).
- To obtain general networking, training, and certification titles, visit [Cisco Press](#).
- To find warranty information for a specific product or product family, access [Cisco Warranty Finder](#).

Cisco Bug Search Tool

[Cisco Bug Search Tool](#) (BST) is a web-based tool that acts as a gateway to the Cisco bug tracking system that maintains a comprehensive list of defects and vulnerabilities in Cisco products and software. BST provides you with detailed defect information about your products and software.

Field Notice

Cisco publishes Field Notices to notify customers and partners about significant issues in Cisco products that typically require an upgrade, workaround, or other user action. For more information, see *Product Field Notice Summary* at <https://www.cisco.com/c/en/us/support/web/tsd-products-field-notice-summary.html>.

You can create custom subscriptions for Cisco products, series, or software to receive email alerts or consume RSS feeds when new announcements are released for the following notices:

- Cisco Security Advisories
- Field Notices
- End-of-Sale or Support Announcements
- Software Updates
- Updates to Known Bugs

For more information on creating custom subscriptions, see *My Notifications* at <https://cway.cisco.com/mynotifications>.

Documentation Feedback

To provide comments about this document, send an email message to the following address:
contactcenterproducts_docfeedback@cisco.com

We appreciate your comments.

Conventions

This document uses the following conventions:

Convention	Description
boldface font	<p>Boldface font is used to indicate commands, such as user entries, keys, buttons, folder names, and submenu names.</p> <p>For example:</p> <ul style="list-style-type: none"> • Choose Edit > Find. • Click Finish.
<i>italic font</i>	<p>Italic font is used to indicate the following:</p> <ul style="list-style-type: none"> • To introduce a new term. Example: A <i>skill group</i> is a collection of agents who share similar skills. • A syntax value that the user must replace. Example: IF (<i>condition, true-value, false-value</i>) • A book title. Example: See the <i>Cisco Unified Contact Center Enterprise Installation and Upgrade Guide</i>.
window font	<p>Window font, such as Courier, is used for the following:</p> <ul style="list-style-type: none"> • Text as it appears in code or that the window displays. Example: <pre><html><title>Cisco Systems, Inc. </title></html></pre>
< >	<p>Angle brackets are used to indicate the following:</p> <ul style="list-style-type: none"> • For arguments where the context does not allow italic, such as ASCII output. • A character string that the user enters but that does not appear on the window such as a password.



CHAPTER 1

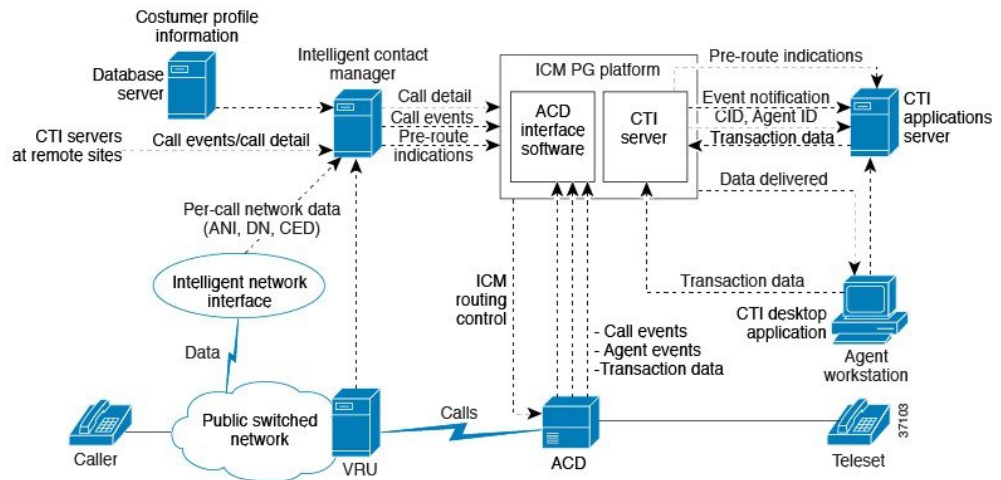
CTI Server Overview

- [How CTI Server Works, on page 1](#)
- [Unified CCE Call Processing, on page 2](#)
- [CTI Server Configurations, on page 4](#)
- [CTI Server Message Set, on page 7](#)

How CTI Server Works

The CTI Server provides an interface between Unified CCE and client CTI applications. CTI Server runs on the same platform where Unified CCE Peripheral Gateway (PG) runs. This figure shows a sample CTI system in which the CTI Server runs on a PG platform along with the ACD interface software. CTI Servers may be running at one or several call centers in the enterprise.

Figure 1: CTI Server Overview



CTI Server forwards pre-routes indications to CTI application servers. Pre-route indications identify the caller and provide associated call attributes to applications before the call is connected to an agent or Voice Response Unit (VRU).

In a direct desktop application environment, call event information is delivered to the targeted desktop when the call is delivered. CTI Server reports call events and agent work state changes to the application as they

occur through each stage of the call flow. This lasts from when a call arrives at an answering resource (Automatic Call Distributor (ACD), Private Branch Exchange (PBX), or VRU), until the caller hangs up.

Unified CCE Call Processing

The following brief review of several different Unified CCE call processing flows may be helpful when considering the CTI services and data provided by this interface. In the following discussions:

- Agent represents either a human representative or a VRU port.
- ACD represents a peripheral that is directly monitored by Unified CCE. It may be an actual ACD or a VRU.
- Call context refers to the user data associated with a specific call collected by Unified CCE. Call context includes Dialed Number, Calling Line ID or ANI, Caller Entered Digits, and an array of Call Variables.

Pre-Routed Normal Call

1. A customer dials an Enterprise “800” number.
2. The caller responds to in-network prompting (if any).
3. The network forwards a route request to Unified CCE (including any caller entered digits collected by the network).
4. Unified CCE, through the use of a routing script, chooses a destination to handle the call. The routing script almost certainly makes use of any caller entered digits.
5. A route response is returned to the network.
6. The call arrives at the chosen ACD and is monitored by the Peripheral Gateway (PG).
7. The call may pass through several states (queued, alerting, etc.) before finally being connected to an agent.
8. The agent may either handle the call directly or transfer the call to another agent.
9. Upon completion of the call, a Termination Call Detail record is created and sent to the Central Controller (CC) database.

Translation Route Call

1. A customer dials an Enterprise “800” number.
2. The caller responds to in-network prompting (if any).
3. The network forwards a route request to Unified CCE (including any caller entered digits collected by the network).
4. Unified CCE, through the use of a routing script, chooses two destinations for the call: an intermediate target and an ultimate target. The intermediate target is chosen from a special “pool” of targets reserved for just this purpose. No other calls are expected to arrive at the intermediate target.
5. A route response is returned to the network to send the call to the intermediate target. At the same time, the ultimate target data is sent to the PG monitoring the ACD where the call is expected to arrive. Caller

entered digits collected in the network and any other call data set by the routing script is also sent to the PG in the message.

6. The call arrives at the chosen ACD and is monitored by the Peripheral Gateway (PG).
7. The ACD, recognizing the “special” nature of the call, performs a Route Request to collect the call’s ultimate target.
8. The ultimate target and other “call context” data determined by Unified CCE in step 5 is returned by the PG in a Route Response
9. The ACD routes the call to the ultimate target. As in the “normal” call case, the PG is informed of the call’s state changes as they occur. Eventually the call is connected to an agent.
10. The agent may either handle the call directly or transfer the call to another agent.
11. Upon completion of the call, a Termination Call Detail record is created and sent to the CC database.

Post Route Call

1. An ACD sends a Route Request to Unified CCE in order to determine the destination for a call it wishes to redirect. The Route Request may supply call data such as caller entered digits and any other call context data that peripheral type supports.
2. Unified CCE, through the use of a routing script, chooses a destination to handle the call. The routing script almost certainly makes use of any caller entered digits.
3. A route response is returned to the ACD, along with call context data (that may have been updated by the routing script).
4. The ACD routes the call to the ultimate target. As in the “normal” call case, the PG is informed of the call’s state changes as they occur. Eventually the call is connected to an agent.
5. The agent may either handle the call directly or transfer the call to another agent.
6. Upon completion of the call, a Termination Call Detail record is created and sent to the Central Controller database.

Transfer Call

1. In the case of a “local” transfer, the agent handling a call directs the ACD to transfer the call to another destination on the same ACD.
2. The peripheral gateway (PG) is informed of the various events associated with the call’s transfer.
3. Call transfers are handled differently by different types of ACDs. In general a new logical call is created for the resulting call. A Termination Call Detail record is created for the original call.
4. The new call is connected to an agent and is then handled or transferred (again) like any other call.

In the case of a “remote” transfer, the call leaves the realm of the monitoring PG and the original call is terminated in the usual way. The Unified CCE monitor the ACD and the "remote" transfer takes place into this ACD, the new call is monitored on that ACD's PG when the call arrives. This new call has none of the call context of the original call.

Depending upon the particular ACD's capabilities and tie-line configuration, some ACDs may be set up to affect call transfers using the post route and translation route features previously described. In this case, the call context is preserved by being sent through Unified CCE via the route request and translation route mechanisms to the remote PG, and is thus available to the CTI Client, if any, associated with the destination device.

Conference Call

Like call transfers, call conferences are handled differently by different types of ACDs and may involve the creation of several calls that are all linked together.

CTI Server Configurations

The CTI Interface uses TCP/IP Ethernet for network connectivity to the CTI Server. You can use multi-protocol IP routers to provide connectivity to CTI clients on other types of LANs. You can use the Ethernet interface used for CTI client communication with the CTI Server for other purposes, such as the PG's public network interface; a dedicated interface is not required.

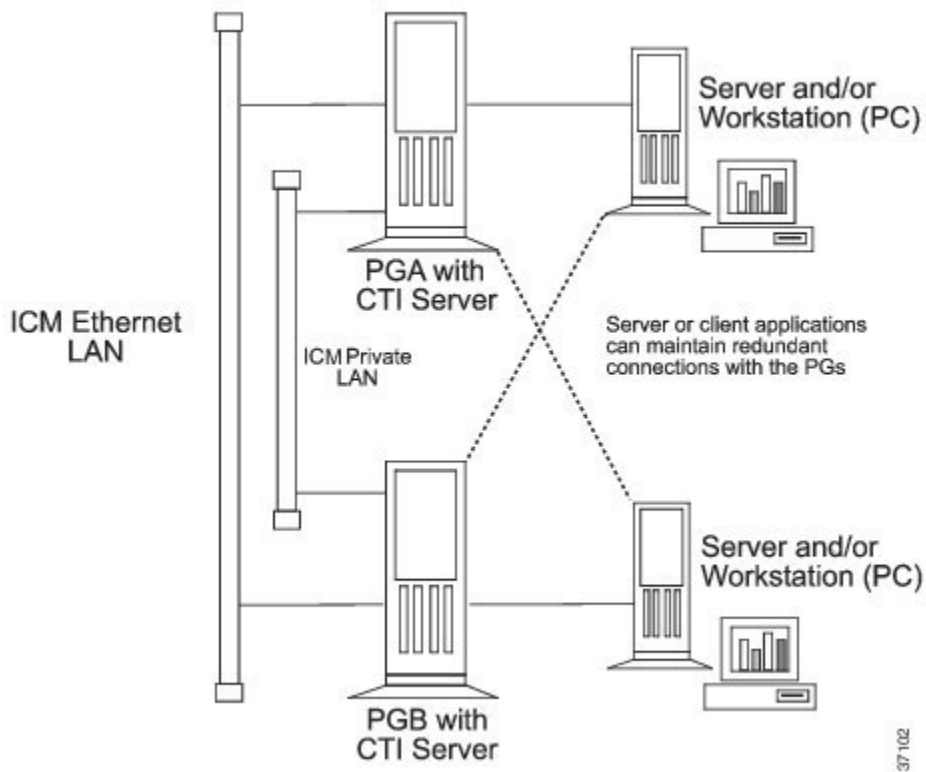


Note Do not use the PG private network for CTI communication.

Simplex/Duplex Configuration

In simplex configurations, there is one CTI Server on the local network with the CTI clients. In duplex configurations, two CTI Servers are present. There may be other equipment (for example, ACDs) on the network as well.

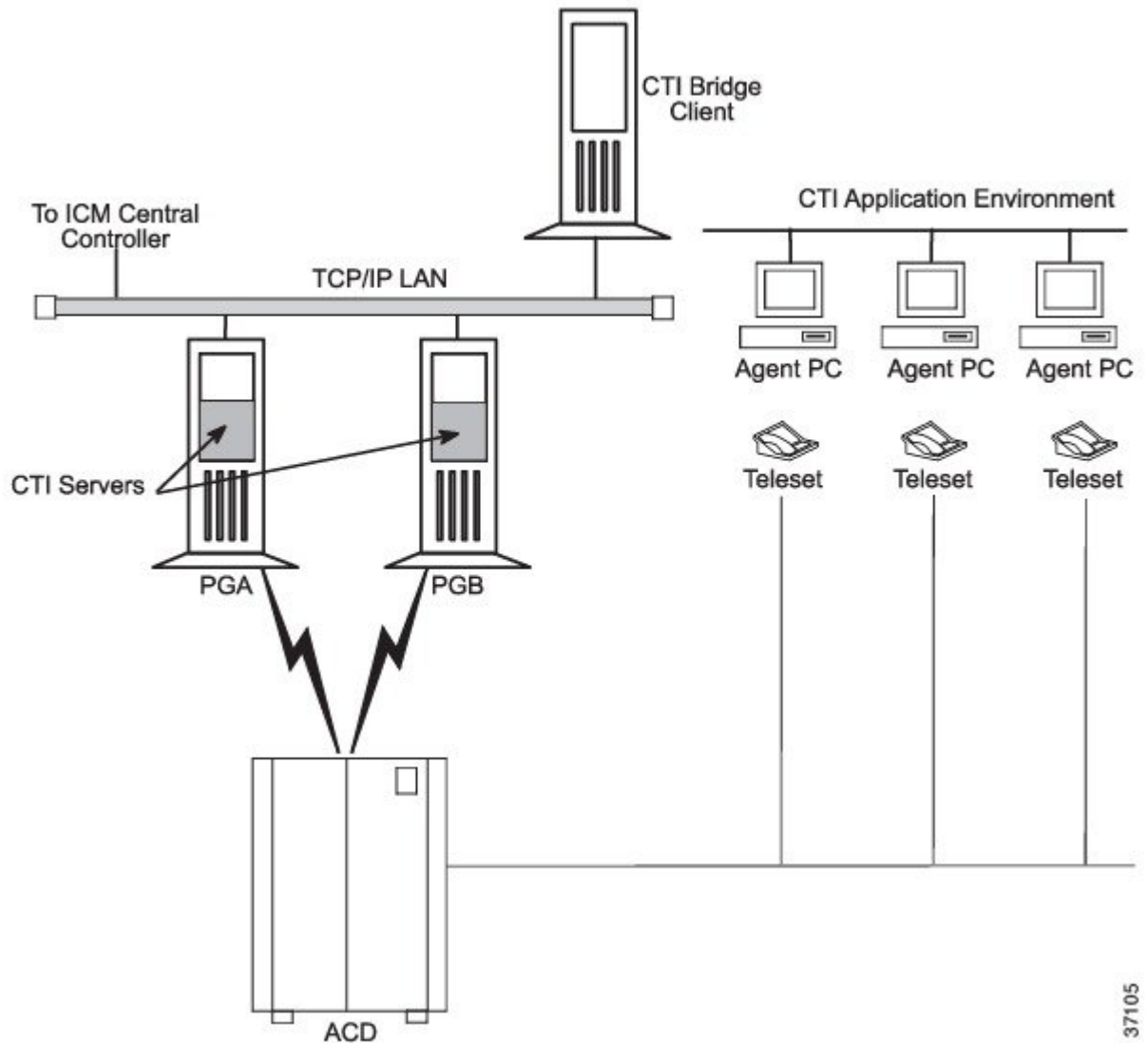
Figure 2: Typical Duplex Configuration Environment



CTI Bridge Configuration

In CTI Bridge configurations, a CTI Bridge Client provides the connection between an existing CTI Application and Unified CCE, as shown in this figure.

Figure 3: CTI Bridge to Existing CTI Application



37105

CTI Bridge applications are interested in all call and agent state events that are occurring on the ACD. By comparison, agent workstation applications are interested only in the events associated with a particular agent device. The CTI Bridge application is a specially written program that converts or adapts the CTI messages into another format, as needed. A single CTI Bridge application provides such translation services for multiple agent desktops. The CTI Bridge application can be designed to interface with CTI Servers or similar applications on systems that are already in use in the call center.

Some examples of CTI Bridge applications include:

- Message converter applications. For example, an application may convert the CTI message set to the message set of a foreign telephony server.
- Server-to-server communication applications. For example, an application may enable the CTI Server to speak directly to a help desk application's middle tier server.

CTI Server Message Set

The CTI Server makes call data available to applications in real time. To accomplish this task, the CTI Server process responds to requests from clients and originates unsolicited messages. All messages share a common message header and use the same set of data types.

This following table groups the messages into broad categories based on the nature of the message data.

Table 1: CTI Server Message Categories

Category	Description
Session Management	Messages related to the establishment and maintenance of a client connection to the CTI Server.
Miscellaneous	Messages related to system-level events on the PG (for example, peripheral off-line, loss of PG-to-Central Controller communications).
Call Events	Messages related to call state changes.
Agent Events	Messages related to agent state changes.
Call Data Update	Messages related to CTI client modification of call data.
Client Control	Messages related to the direct control of agent state (for example, sign-in, sign-out) and control of inbound and outbound calls.

Related Topics

[Session Management](#), on page 35



CHAPTER 2

CTI Client Application Guidelines

- [InvokeIDs, on page 9](#)
- [Heartbeat Messages, on page 9](#)
- [Generic vs ACD-Specific Applications, on page 10](#)
- [Message Masks, on page 10](#)
- [Message Order, on page 10](#)
- [Definitions of Symbolic Constants, on page 10](#)
- [Side AB Selection TCPIP Connections, on page 10](#)
- [Alignment of Data Elements, on page 11](#)
- [CTI Operations During Unified CCE Failures, on page 11](#)

InvokeIDs

The CTI protocol provides an integer InvokeID field in each request message. This field is always returned in the corresponding response message. You can set the Invoke ID to a unique value for each request you sent to the server. This allows you to have multiple requests outstanding and to correctly determine which request's response has been received. For example, you can implement a simple counter that is incremented with each request.

Heartbeat Messages

The Heartbeat Interval designates the time in seconds between sending heartbeat messages to the CTI Server. A Heartbeat Interval of -1 disables heartbeats. The default setting for application developers is -1.

You must determine the appropriate heartbeat interval for a production environment -- it depends on the application and the environment. It should represent a reasonable balance between the speed of failure detection and the network bandwidth consumed by heartbeat messages and their corresponding confirmations.

In cases where there are very few CTI clients, such as a CTI Bridge, the minimum heartbeat interval of 5 seconds should suffice. Workstation (desktop) clients should use a much larger heartbeat interval (at least 90 seconds), since these clients typically number into the hundreds and possibly thousands. However, if the TCP/IP time-out period is adequate, or if there is nothing the application can do even if it is aware that something is wrong, it may be appropriate to disable heartbeats even in a production environment.

Generic vs ACD-Specific Applications

Although CTI Server provides a great deal of call event detail, be aware that the events reported and details provided with each call event vary depending upon the type of ACD involved and possibly the specific software version or other options configured. To remain completely generic and independent of the ACD type, the CTI client should only utilize the `BEGIN_CALL_EVENT`, `END_CALL_EVENT`, and `CALL_DATA_UPDATE_EVENT` messages.

In an object oriented model, you could use the `BEGIN_CALL_EVENT` message to construct an object that represents this specific call and initializes its contents. Any subsequent call event messages operate on the object and possibly change its state. Finally, you can use the `END_CALL_EVENT` to trigger any needed cleanup operations and destruction of the call object.

When you need other call event messages to satisfy the application's requirements, try to use as little event data as possible other than the event type (message type). Your application will have fewer ACD specific dependencies.

For a list of the basic differences between ACD types that are potentially visible to a CTI client, see the *CTI OS Developer Guide for Cisco Unified ICM*.

Message Masks

CTI Server can provide much more real-time data than the typical CTI client needs. The CTI Server provides message masks to suppress the transmission of unneeded data and avoid wasting network bandwidth. You should carefully consider the network impact of the expected number of simultaneously connected CTI clients before deploying a CTI client application that un.masks a large number of messages.

Message Order

When an event occurs that would conceptually result in two or more event messages being generated at the same time, the CTI client must be prepared to handle the messages arriving in any order. For example, an agent answering an inbound call might generate both a `CALL_ESTABLISHED_EVENT` and an `AGENT_STATE_EVENT` message. These may be received by a CTI client in either order, and other event messages may be sent to the client in between. Also, since ACD event data is often obtained from multiple sources, there can be a noticeable delay between event reports that logically occur at the same time.

Definitions of Symbolic Constants

The symbolic constants shown in tables in this document are available in a C include file, `CTILink.h`, that is included with every CTI Gateway installation in the `\icm\include` directory.

Side AB Selection TCP/IP Connections

The following algorithm establishes TCP/IP connections with the CTI Server. This algorithm attempts to strike a balance between rapid reconnection following loss of connection and network saturation (due to

hundreds of clients attempting to connect simultaneously). The algorithm is terminated as soon as a successful TCP/IP connection is achieved:

1. Attempt to connect to the same side as the last successful connection.
2. Attempt to connect to the opposite side.
3. Generate a random integer number N between 0 and the expected number of CTI clients divided by 10.
4. Wait for N seconds. This step helps avoid “rush hour” traffic when all clients at a site are reconnecting simultaneously.
5. Attempt to connect to the same side as the last successful connection.
6. Attempt to connect to the opposite side.
7. Wait for 15 seconds.
8. Attempt to connect to the same side as the last successful connection.
9. Attempt to connect to the opposite side.
10. Wait for 30 seconds.
11. Attempt to connect to the same side as the last successful connection.
12. Attempt to connect to the opposite side.
13. Wait for 60 seconds.
14. Attempt to connect to the same side as the last successful connection.
15. Attempt to connect to the opposite side.
16. Wait for 120 seconds.
17. Repeat steps 14 – 16 until a connection is achieved.

Alignment of Data Elements

The messages described in this document are sent as a stream of bytes. If the CTI client application uses data structures to represent the messages, be sure that the data structures do not have padding inserted to align elements on particular boundaries, such as aligning 32-bit integers so that they are located on a 4-byte boundary.

CTI Operations During Unified CCE Failures

The Unified CCE is fault tolerant and recovers from failures quickly, but certain types of failures are not transparent and require consideration during application design:

- A failure of the active CTI Server causes all client connections to be closed. Clients may reconnect immediately (to the other side’s CTI Server in duplex configurations, or to the restarted CTI Server in simplex configurations), but clients will not receive messages for events that occurred while the client session was not open. ClientEvent clients will receive a BEGIN_CALL_EVENT for all calls that are already in progress when their session is opened.

- A failure of the data link or related software between the ACD and the Unified CCE will cause applications not to receive event messages for the duration of the outage. This type of failure is reported to all CTI clients via a `SYSTEM_EVENT` indicating that the peripheral (ACD) is offline. In addition, the Unified CCE may take additional action depending upon the type of failure and the ACD involved. In many cases, an `END_CALL_EVENT` will be sent immediately for every call that was in progress, even though the actual voice calls may still be in progress. When normal operation is restored, calls that are in progress may or may not have their call events reported, depending upon the particular type of ACD. If so, a new `BEGIN_CALL_EVENT` is sent for each call that will have event reporting resumed. In other cases, the calls will be allowed to linger for a short time after the failure without sending an `END_CALL_EVENT`. If the data link is restored within the short time interval, normal call event reporting continues (although events that occurred during the outage are not reported and the call may now be in a different state). If normal operation is not restored within the allotted time an `END_CALL_EVENT` is then sent for each call.
- A failure of the datalink between the Unified CCE Peripheral Gateway and the Central Controller does not prevent event messages, however, the failure does prevent use of the Unified CCE post-routing and translation-routing features.



CHAPTER 3

Messaging Conventions

- [CTI Message Convention, on page 13](#)
- [Message Types, on page 13](#)
- [Data Types, on page 28](#)
- [Message Formats, on page 31](#)
- [Floating Fields, on page 31](#)
- [Call Event Data, on page 32](#)
- [Failure Indication Messages, on page 34](#)

CTI Message Convention

The CTI client and the CTI Server communicate by exchanging messages. Cisco's CTI Server message set is modeled after the Computer-Supported Telecommunications Applications (CSTA) messaging conventions defined by the European Computer Manufacturers Association. CTI Server messages, in general, follow CSTA naming conventions and the request/confirmation and unsolicited event paradigms. However, CTI Server messages use a simpler set of data types than those defined by CSTA.

In the CSTA model, one party acts as a server and the other as a client. In the Cisco interface, as the names suggest, the CTI client takes the client role and issues requests to the Unified CCE. The Unified CCE CTI Server takes the server role, responding to requests from the CTI clients and originating unsolicited events.

Message Types

This table defines the complete CTI server message set. The messages are described in greater detail in the remainder of this document. The length of the largest possible message (including the message header) defined by this protocol is 12500 bytes.

Table 2: Message Set

Number	Message Type	Purpose
1	FAILURE_CONF	Negative confirmation; may be sent in response to any request.
2	FAILURE_EVENT	Unsolicited notification of a failure or error.

Number	Message Type	Purpose
3	OPEN_REQ	Client initializes a communications session with CTI Server by sending an OPEN_REQ message.
4	OPEN_CONF	The CTI Server responds with an OPEN_CONF message to confirm successful establishment of a session.
5	HEARTBEAT_REQ	Communication session maintenance request.
6	HEARTBEAT_CONF	Communication session maintenance confirmation.
7	CLOSE_REQ	Communication session termination request.
8	CLOSE_CONF	Communication session termination confirmation.
9	CALL_DELIVERED_EVENT	Notification of inbound call arrival.
10	CALL_ESTABLISHED_EVENT	Notification of answering of inbound call.
11	CALL_HELD_EVENT	Notification of call placed on hold.
12	CALL_RETRIEVED_EVENT	Notification of call taken off hold.
13	CALL_CLEARED_EVENT	Notification of call termination.
14	CALL_CONNECTION_CLEARED_EVENT	Notification of the termination of a conference party connection.
15	CALL_ORIGINATED_EVENT	Notification of outbound call initiation.
16	CALL_FAILED_EVENT	Notification of inability to complete call.
17	CALL_CONFERENCED_EVENT	Notification of tandem connection of two calls.
18	CALL_TRANSFERRED_EVENT	Notification of call transfer.
19	CALL_DIVERTED_EVENT	Notification of call changing to a different service.
20	CALL_SERVICE_INITIATED_EVENT	Notification of the initiation of telecommunications service at a device (“dial-tone”).
21	CALL_QUEUED_EVENT	Notification of call being placed in a queue pending the availability of some resource.

Number	Message Type	Purpose
22	CALL_TRANSLATION_ROUTE_EVENT	Notification of call context data for a call that has been routed to the peripheral by a translation route.
23	BEGIN_CALL_EVENT	Notification that a call has been associated with the CTI client.
24	END_CALL_EVENT	Notification that a call is no longer associated with a CTI client.
25	CALL_DATA_UPDATE_EVENT	Notification of a change in a call's context data.
26	SET_CALL_DATA_REQ	Request to update one or more call variables or call wrap-up data.
27	SET_CALL_DATA_CONF	Response confirming a previous SET_CALL_DATA request.
28	RELEASE_CALL_REQ	Notification that all call data updates are complete.
29	RELEASE_CALL_CONF	Response confirming a previous RELEASE_CALL request.
30	AGENT_STATE_EVENT	Notification of new agent state.
31	SYSTEM_EVENT	Notification of a PG Status change.
32	CLIENT_EVENT_REPORT_REQ	Request to report a CTI client event.
33	CLIENT_EVENT_REPORT_CONF	Response confirming a previous CLIENT_EVENT_REPORT request.
34	CALL_REACHED_NETWORK_EVENT	Notification of outbound call being connected to the network.
35	CONTROL_FAILURE_CONF	Response indicating the failure of a proceeding control request.
36	QUERY_AGENT_STATE_REQ	Request to obtain the current state of an agent position.
37	QUERY_AGENT_STATE_CONF	Response to a QUERY_AGENT_STATE request.
38	SET_AGENT_STATE_REQ	Request to alter the current state of an agent position.
39	SET_AGENT_STATE_CONF	Response confirming a previous SET_AGENT_STATE request.

Number	Message Type	Purpose
40	ALTERNATE_CALL_REQ	Request to alternate between a held and an active call.
41	ALTERNATE_CALL_CONF	Response confirming a previous ALTERNATE_CALL request.
42	ANSWER_CALL_REQ	Request to answer an alerting call.
43	ANSWER_CALL_CONF	Response confirming a previous ANSWER_CALL request.
44	CLEAR_CALL_REQ	Request to release all devices from a call.
45	CLEAR_CALL_CONF	Response confirming a previous CLEAR_CALL request.
46	CLEAR_CONNECTION_REQ	Request to release a single device from a call.
47	CLEAR_CONNECTION_CONF	Response confirming a previous CLEAR_CONNECTION request.
48	CONFERENCE_CALL_REQ	Request to conference a held call with an active call.
49	CONFERENCE_CALL_CONF	Response confirming a previous CONFERENCE_CALL request.
50	CONSULTATION_CALL_REQ	Request to hold an active call and start a new call.
51	CONSULTATION_CALL_CONF	Response confirming a previous CONSULTATION_CALL request.
52	DEFLECT_CALL_REQ	Request to move an alerting call to a different device.
53	DEFLECT_CALL_CONF	Response confirming a previous DEFLECT_CALL request.
54	HOLD_CALL_REQ	Request to place a call connection in the held state.
55	HOLD_CALL_CONF	Response confirming a previous HOLD_CALL request.
56	MAKE_CALL_REQ	Request to start a new call between two devices.
57	MAKE_CALL_CONF	Response confirming a previous MAKE_CALL request.
58	MAKE_PREDICTIVE_CALL_REQ	Request to start a new predictive call.

Number	Message Type	Purpose
59	MAKE_PREDICTIVE_CALL_CONF	Response confirming a previous MAKE_PREDICTIVE_CALL request.
60	RECONNECT_CALL_REQ	Request to clear a connection and retrieve a held call.
61	RECONNECT_CALL_CONF	Response confirming a previous RECONNECT_CALL request.
62	RETRIEVE_CALL_REQ	Request to reconnect a held call.
63	RETRIEVE_CALL_CONF	Response confirming a previous RETRIEVE_CALL request.
64	TRANSFER_CALL_REQ	Request to transfer a held call to an active call.
65	TRANSFER_CALL_CONF	Response confirming a previous TRANSFER_CALL request.
66 to 77	Reserved	Reserved
78	QUERY_DEVICE_INFO_REQ	Request to obtain general device information.
79	QUERY_DEVICE_INFO_CONF	Response to a previous QUERY_DEVICE_INFO request.
80 to 81	Reserved	Reserved
82	SNAPSHOT_CALL_REQ	Request to obtain information about a specified call.
83	SNAPSHOT_CALL_CONF	Response to a previous SNAPSHOT_CALL request.
84	SNAPSHOT_DEVICE_REQ	Request to obtain information about a specified device.
85	SNAPSHOT_DEVICE_CONF	Response to a previous SNAPSHOT_DEVICE request.
86	CALL_DEQUEUED_EVENT	Notification of call being removed from a queue.
87 to 90	Reserved	Reserved
91	SEND_DTMF_SIGNAL_REQ	Request to send a sequence of DTMF tones.
92	SEND_DTMF_SIGNAL_CONF	Response to a previous SEND_DTMF_SIGNAL_REQ request.

Number	Message Type	Purpose
93	MONITOR_START_REQ	Request to start monitoring of a given call or device.
94	MONITOR_START_CONF	Response to a previous MONITOR_START request.
95	MONITOR_STOP_REQ	Request to terminate monitoring of a given call or device.
96	MONITOR_STOP_CONF	Response to a previous MONITOR_STOP request.
97	CHANGE_MONITOR_MASK_REQ	Request to change the message masks of a given call or device monitor.
98	CHANGE_MONITOR_MASK_CONF	Response to a previous CHANGE_MONITOR_MASK request.
99	CLIENT_SESSION_OPENED_EVENT	Notification that a new CTI Client session has been opened.
100	CLIENT_SESSION_CLOSED_EVENT	Notification that a CTI Client session has been terminated.
101	SESSION_MONITOR_START_REQ	Request to start monitoring of a given CTI Client session.
102	SESSION_MONITOR_START_CONF	Response to a previous SESSION_MONITOR_START request.
103	SESSION_MONITOR_STOP_REQ	Request to terminate monitoring of a given CTI Client session.
104	SESSION_MONITOR_STOP_CONF	Response to a previous SESSION_MONITOR_STOP request.
105	AGENT_PRE_CALL_EVENT	Advance notification of a call routed to an Enterprise Agent.
106	AGENT_PRE_CALL_ABORT_EVENT	Cancellation of advance notification of a call routed to an Enterprise Agent.
107	USER_MESSAGE_REQ	Request to send a message to other CTI Server clients.
108	USER_MESSAGE_CONF	Response to a previous USER_MESSAGE_REQ request.
109	USER_MESSAGE_EVENT	Notification of a message sent by another CTI Server client.
110	REGISTER_VARIABLES_REQ	Request to register call context variables used by application.

Number	Message Type	Purpose
111	REGISTER_VARIABLES_CONF	Response to a previous REGISTER_VARIABLES_REQ request.
112	QUERY_AGENT_STATISTICS_REQ	Request for current agent call handling statistics.
113	QUERY_AGENT_STATISTICS_CONF	Response to a previous QUERY_AGENT_STATISTICS_REQ request.
114	QUERY_SKILL_GROUP_STATISTICS_REQ	Request for current skill group call handling statistics.
115	QUERY_SKILL_GROUP_STATISTICS_CONF	Response to a previous QUERY_SKILL_GROUP_STATISTICS_REQ request.
116	RTP_STARTED_EVENT	Indicates that an RTP input has been started.
117	RTP_STOPPED_EVENT	Indicates that an RTP input has been stopped.
118	SUPERVISOR_ASSIST_REQ	An agent requests for assistance to their supervisor.
119	SUPERVISOR_ASSIST_CONF	Response to a previous SUPERVISOR_ASSIST_REQ request.
120	SUPERVISOR_ASSIST_EVENT	Notification of a supervisor assist request sent by a CTI Server client.
121	EMERGENCY_CALL_REQ	An agent declaring an emergency situation to their supervisor.
122	EMERGENCY_CALL_CONF	Response to a previous EMERGENCY_CALL_REQ request.
123	EMERGENCY_CALL_EVENT	Notification of an emergency call request sent by a CTI Server client.
124	SUPERVISE_CALL_REQ	A supervisor request to perform monitor or barge-in operations.
125	SUPERVISE_CALL_CONF	Response to a previous SUPERVISE_CALL_REQ request.
126	AGENT_TEAM_CONFIG_REQ	Request sent by client to CTI Server, to change agent team configuration.
127	AGENT_TEAM_CONFIG_CONF	Response to a previous AGENT_TEAM_CONFIG_REQ request.

Number	Message Type	Purpose
128	AGENT_TEAM_CONFIG_EVENT	Notification of passing the team member list.
129	SET_APP_DATA_REQ	Request to update one or more application variables.
130	SET_APP_DATA_CONF	Response confirming a previous SET_APP_DATA request.
131	AGENT_DESK_SETTINGS_REQ	Request to obtain Agent Desk Settings.
132	AGENT_DESK_SETTINGS_CONF	Response to a previous AGENT_DESK_SETTINGS_REQ request.
133	LIST_AGENT_TEAM_REQ	Request to obtain a list of Agent Teams.
134	LIST_AGENT_TEAM_CONF	Response to a previous LIST_AGENT_TEAM_REQ request.
135	MONITOR_AGENT_TEAM_START_REQ	Request to start monitoring an Agent Team.
136	MONITOR_AGENT_TEAM_START_CONF	Response to a previous MONITOR_AGENT_TEAM_START_REQ request.
137	MONITOR_AGENT_TEAM_STOP_REQ	Request to stop monitoring an Agent Team.
138	MONITOR_AGENT_TEAM_STOP_CONF	Response to a previous MONITOR_AGENT_TEAM_STOP_REQ request.
139	BAD_CALL_REQ	Request to mark a call as having poor voice quality.
140	BAD_CALL_CONF	Response to a previous BAD_CALL_REQ request.
141	SET_DEVICE_ATTRIBUTES_REQ	Request to set the default attributes of a calling device.
142	SET_DEVICE_ATTRIBUTES_CONF	Response to a previous SET_DEVICE_ATTRIBUTES_REQ request.
143	REGISTER_SERVICE_REQ	Request to register service for the server application.
144	REGISTER_SERVICE_CONF	Response to a previous REGISTER_SERVICE_REQ request.
145	UNREGISTER_SERVICE_REQ	Request to unregister service for the server application.

Number	Message Type	Purpose
146	UNREGISTER_SERVICE_CONF	Response to a previous UNREGISTER_SERVICE_REQ request.
147	START_RECORDING_REQ	Request to start recording.
148	START_RECORDING_CONF	Response to a previous START_RECORDING_REQ request.
149	STOP_RECORDING_REQ	Request to stop recording.
150	STOP_RECORDING_CONF	Response to a previous STOP_RECORDING_REQ request.
151	MEDIA_LOGIN_REQ	Report agent sign in to MRD.
152	MEDIA_LOGIN_RESP	Response to MEDIA_LOGIN_REQ.
153	MEDIA_LOGOUT_IND	Report agent sign out from MRD.
154	MAKE_AGENT_ROUTABLE_IND	Make agent routable for MRD request.
155	MAKE_AGENT_NOT_ROUTABLE_REQ	Make agent not routable for MRD request.
156	MAKE_AGENT_NOT_ROUTABLE_RESP	Response to MAKE_AGENT_NOT_ROUTABLE_REQ.
157	MAKE_AGENT_READY_IND	Report agent made ready.
158	MAKE_AGENT_NOT_READY_REQ	Report agent made not ready.
159	MAKE_AGENT_NOT_READY_RESP	Response to MAKE_AGENT_NOT_READY_REQ.
160	OFFER_TASK_IND	Report agent has been offered task, agent selected by Unified CCE.
161	OFFER_APPLICATION_TASK_REQ	Report agent has been offered task, agent not selected by Unified CCE.
162	OFFER_APPLICATION_TASK_RESP	Response to OFFER_APPLICATION_TASK_REQ.
163	START_TASK_IND	Report agent has begun task, agent selected by Unified CCE.
164	START_APPLICATION_TASK_REQ	Report agent has begun task, agent not selected by Unified CCE.
165	START_APPLICATION_TASK_RESP	Response to START_APPLICATION_TASK_REQ.
166	PAUSE_TASK_IND	Report agent has paused task.
167	RESUME_TASK_IND	Report agent has resumed task.

Number	Message Type	Purpose
168	WRAPUP_TASK_IND	Report agent has entered wrap-up for task.
169	END_TASK_IND	Report agent has ended task.
170	AGENT_MADE_NOT_ROUTABLE_EVENT	Notify client that agent made not routable for MRD.
171	AGENT_INTERRUPT_ADVISORY_EVENT	Notify client that agent has been interrupted by noninterruptible task.
172	AGENT_INTERRUPT_ACCEPTED_IND	Report acceptance of the interrupt.
173	AGENT_INTERRUPT_UNACCEPTED_IND	Report nonacceptance of the interrupt.
174	AGENT_INTERRUPT_DONE_ADVISORY_EVENT	Notify client that interrupt has been ended.
175	AGENT_INTERRUPT_DONE_ACCEPTED_IND	Report acceptance of interrupt end.
176	CHANGE_MAX_TASK_LIMIT_REQ	Change the maximum number of simultaneous tasks for the agent MRD combination.
177	CHANGE_MAX_TASK_LIMIT_RESP	Response to CHANGE_MAX_TASK_LIMIT_REQ.
178	OVERRIDE_LIMIT_REQ	Request a task assignment even though it would exceed agent's maximum number of simultaneous tasks for the MRD.
179	OVERRIDE_LIMIT_RESP	Response to OVERRIDE_LIMIT_REQ.
180	UPDATE_TASK_CONTEXT_IND	Update Unified CCE task context.
181	BEGIN_AGENT_INIT_IND	Report begin agent and task resynchronization.
182	AGENT_INIT_REQ	Report agent's current state.
183	AGENT_INIT_RESP	Response to AGENT_INIT_REQ.
184	END_AGENT_INIT_IND	Report end of agent and task resynchronization.
185	TASK_INIT_IND	Report task's state.
186	AGENT_INIT_READY_EVENT	Notify client that Unified CCE is ready to receive agent and task resynchronization messages.
187	GET_PRECALL_MESSAGES_REQ	Request any pending PRE-CALL messages.
188	GET_PRECALL_MESSAGES_RESP	Response to GET_PRECALL_MESSAGES_REQ.

Number	Message Type	Purpose
189	AGENT_LEGACY_PRE_CALL_EVENT	Current task context.
190	FAILURE_RESP	Failure response to ARM indication messages.
191	BEGIN_TASK_EVENT	Indicates that the specified task has entered the system, either queued, offered, or begun.
192	QUEUED_TASK_EVENT	Indicate that the specified task has been queued in the router.
193	DEQUEUED_TASK_EVENT	Indicate that the specified task has been dequeued from the router.
194	OFFER_TASK_EVENT	Indicates that the specified agent has been reserved to handle the specified task.
195	START_TASK_EVENT	Indicates that the specified agent has started handling the task.
196	PAUSE_TASK_EVENT	Indicates that the specified agent has temporarily suspended handling of the specified task.
197	RESUME_TASK_EVENT	Indicates that the specified agent has resumed handling of the specified task after having previously sent a Pause Task message.
198	WRAPUP_TASK_EVENT	Indicates that the specified agent is no longer actively handling the task but is doing followup work related to the task.
199	END_TASK_EVENT	Indicates that the specified agent has ended handling of the specified task.
200	TASK_DATA_UPDATE_EVENT	Update task context for the specified task.
201	TASK_MONITOR_START_REQ	Request to start the task monitor with the task mask in the request message.
202	TASK_MONITOR_START_CONF	Response to TASK_MONITOR_START_REQ.
203	TASK_MONITOR_STOP_REQ	Request to stop the task monitor with the monitor ID in the request message.
204	TASK_MONITOR_STOP_CONF	Response to TASK_MONITOR_STOP_REQ.
205	CHANGE_TASK_MONITOR_MASK_REQ	Request to change the task monitor mask with the new mask in the request message.

Number	Message Type	Purpose
206	CHANGE_TASK_MONITOR_MASK_CONF	Response to CHANGE_TASK_MONITOR_MASK_REQ.
207	MAX_TASK_LIFETIME_EXCEEDED_EVENT	Unified CCE terminated a task which had exceeded its configured maximum lifetime. The result is equivalent to the task ending due to an end task but with a special reason code in the Termination Call Detail record.
208	SET_APP_PATH_DATA_IND	Set or update the application path-specific data variables available to routing scripts.
209	TASK_INIT_REQ	Report task's state. Use this when a Unified CCE taskID is not yet assigned to the task because the task began when the ARM client interface was down.
210	TASK_INIT_RESP	Response to the TASK_INIT_REQ message.
211	ROUTE_REGISTER_EVENT	Register to receive route requests.
212	ROUTE_REGISTER_REPLY_EVENT	Reply to registration message.
213	ROUTE_REQUEST_EVENT	Route request for a destination for a call.
214	ROUTE_SELECT_EVENT	Supplies a route destination for a route request.
215	ROUTE_END_EVENT	End Routing dialog.
216 to 229	Reserved	Reserved
230	CONFIG_REQUEST_KEY_EVENT	Sent by client to CTI Server, to request configuration keys for different items.
231	CONFIG_KEY_EVENT	Response to previous CONFIG_REQUEST_KEY_EVENT request.
232	CONFIG_REQUEST_EVENT	Sent by client to CTI Server, to receive configuration.
233	CONFIG_BEGIN_EVENT	Signifies the beginning of configuration
234	CONFIG_END_EVENT	Signifies the end of configuration
235	CONFIG_SERVICE_EVENT	Sent by the CTI Server to client, to update information about a service or application.
236	CONFIG_SKILL_GROUP_EVENT	Sent by the CTI Server to client, to update information about skill group configuration.

Number	Message Type	Purpose
237	CONFIG_AGENT_EVENT	Request sent by the CTI Server to client, to update information about agent.
238	CONFIG_DEVICE_EVENT	Request sent by the CTI Server to client, to update information about a device.
239 to 241	Reserved	Reserved
242	TEAM_CONFIG_REQ	Request sent by client to CTI server, to request team configuration data.
243	TEAM_CONFIG_EVENT	Response to previous TEAM_CONFIG_REQ request.
244	TEAM_CONFIG_CONF	Sent by the CTI Server to client, to mark end of team configuration data.
245	CONFIG_CALL_TYPE_EVENT	Sent by the CTI server to client, to provide information about a call type.
246 to 247	Reserved	Reserved
248	CALL_AGENT_GREETING_EVENT	Status Notification of Agent Greeting request.
249	AGENT_GREETING_CONTROL_REQ	Stop the greeting that is playing; disable or enable the Agent Greeting feature for this current sign-in session.
250	AGENT_GREETING_CONTROL_CONF	Confirmation of AGENT_GREETING_CONTROL_REQ.
251 to 253	Reserved	Reserved
254	CONFIG_MRD_EVENT	Sent by the CTI server to client, to provide information about a Media Routing Domain.
255	GET_AGENT_TASKS_REQ	Request sent to obtain an agent's Tasks list in a specified MRD. The message acts as an indication to a PG that the client has reconnected; the PG then recalculates the agent's state based on the Tasks the agent has. If there are no tasks, the agent state is Not-Ready.
256	AGENT_TASKS_RESP	Sent by the CTI Server to client, as a response to a previous GET_AGENT_TASKS_REQ message.
257	SNAPSHOT_TASK_REQ	Request sent to obtain information about a specified agent's task.

Number	Message Type	Purpose
258	SNAPSHOT_TASK_RESP	Sent by the CTI Server to client, as a response to a previous SNAPSHOT_TASK_REQ message.
259	Reserved	Reserved
260	CONFIG_PERIPHERAL_EVENT	Configuration message for peripheral devices.
261	CONFIG_AGENT_DESK_SETTINGS_EVENT	Configuration message for Agent Desk Settings.
262	AGENT_TASKS_EVENT	Sent by CTI server to provide details on Agent's Tasks in each logged-in MRD.
263	SNAPSHOT_TASK_EVENT	Sent by CTI server to provide details on each Task Agent.
264	AGENT_TASKS_REQUEST_EVENT	Serves as a request to obtain an agent's Tasks list in a specified MRD.
265	AGENT_TASKS_END_EVENT	Message signifies end of asynchronous task events
266	DESKTOP_CONNECTED_IND	ent by CTI server to indicate that browser/desktop is re-connected for Agent in given array of MRDs.
267	START_NETWORK_RECORDING_REQ	Start recording the call
268	START_NETWORK_RECORDING_CONF	Start recording confirmation for the request sent.
269	STOP_NETWORK_RECORDING_REQ	Stop recording the call.
270	STOP_NETWORK_RECORDING_CONF	Stop recording confirmation for the request sent.
271	NETWORK_RECORDING_STARTED_EVENT	This message will be sent by a CTI server to clients indicating start of recording at recording server.
272	NETWORK_RECORDING_ENDED_EVENT	This message will be sent by a CTI server to clients indicating recording ended at recording server. Recording End is signaled either by Network Recording End event or by Call Cleared Event.
273	NETWORK_RECORDING_FAILED_EVENT	This message will be sent by a CTI server to clients indicating recording failed at recording server.

Number	Message Type	Purpose
274	NETWORK_RECORDING_TARGET_INFO_EVENT	This message will be sent by a CTI server to recording initiator providing info about Recorder.
277	STANDBY_ACTIVE_EVENT_MSG	Standby CTI Server informs the clients when it is changing from Standby to Active.
278	ACTIVE_MAINTENANCE_REQ_MSG	<p>This request is sent from Active CTI Server to all the clients that opened the session with the Service Mask 0x02000000.</p> <p>This requests the clients whether or not it is in a position to accept the PG when going into maintenance mode.</p>
279	ACTIVE_MAINTENANCE_RESP_MSG	<p>This is a response from the client for ACTIVE_MAINTENANCE_REQ_MSG request.</p> <p>This response indicates whether or not it accepts the PG maintenance mode. The CTI Server expects this response within 5secs of the request sent. If no response is received, it is considered as the negative acknowledgement from the client.</p>
280	ACTIVE_MAINTENANCE_EVENT_MSG	<p>This event indicates the final decision of the PG; whether or not it is going into maintenance mode.</p> <p>The decision depends on the responses from all the clients to which the ACTIVE_MAINTENANCE_REQ_MSG request message is sent. If any one client negatively acknowledges the ACTIVE_MAINTENANCE_REQ_MSG, PG Maintenance Mode will be rejected. This event is sent from the Active CTI Server</p>

Number	Message Type	Purpose
281	STOPPING_REQUESTS_TO_THIS_SIDE_IND	<p>Clients send this message to the CTI Server that just went into maintenance mode to indicate that it will no longer send any requests to this side.</p> <p>Typically, clients are expected to send this message after it receives the STANDBY_ACTIVE_EVENT_MSG from the Standby CTI Server.</p> <p>Once CTI Server in maintenance mode receives this message, it will disconnect socket. It expects this message within 5secs from the time it sent ACTIVE_MAINTENANCE_EVENT_MSG to indicate that it is continuing with the maintenance mode.</p>
282	CONFIG_AGENT_SERVICE_EVENT	<p>Configuration event to publish Agent Services configuration to CTI Clients.</p> <p>Sent by CTI Server in the following scenario:</p> <ol style="list-style-type: none"> 1. During the startup and at least one feature is enabled for the agent. If not the message will not be sent. 2. When a feature for agent is enabled or disabled. 3. When all the features are disabled for the agent then message will be triggered with NumOfEnabledServices set to 0.

Data Types

This table lists the data types that define fields within messages. All numeric data longer than 1 byte are sent in order of most significant byte to least significant byte. This is the canonical network byte order defined by TCP/IP standards.

Table 3: Data Types

Data Type	Meaning	Byte Size
CHAR	Signed integer, -128 to 127.	1
UCHAR	Unsigned integer, 0 to 255.	1
SHORT	Signed integer, -32,768 to 32,767.	2

Data Type	Meaning	Byte Size
USHORT	Unsigned integer, 0 to 65,535.	2
INT	Signed Integer, -2,147,483,648 to 2,147,483,647.	4
UINT	Unsigned Integer, 0 to 4,294,967,295.	4
BOOL	Boolean (False = 0, True = 1).	2
STRING[n]	ASCII string of length n.	n
UNSPEC[n]	Unspecified data occupying n consecutive bytes.	n
TIME	A date/time, expressed as the number of seconds since midnight January 1, 1970 Coordinated Universal Time (UTC).	4
MHDR	Message header	8
NAMEDVAR	A named call context variable	3 ... 251
NAMEDARRAY	A named call context array element	4 ... 252
TASKID	Task group identifier	12
APPPATHID	Application path identifier	5

MHDR Data Type

The MHDR data type is a common message header that precedes all messages exchanged between a CTI client and the CTI Server. This table defines the message header format.

Table 4: Message Header (MHDR) Format

Field Name	Value	Data Type	Byte Size
MessageLength	The length of the message in bytes, excluding the size of the message header (the first 8 bytes).	UINT	4
MessageType	The type of message. This value determines the format of the remainder of the message.	UINT	4

NAMEDVAR Data Type

The NAMEDVAR data type is a call context variable that is defined in the Unified CCE Expanded_Call_Variable_Table. This variable-length data type may appear in the floating part of a message and has the format shown in this table:

Table 5: Named Call Context Variable (NAMEDVAR) Format

Subfield	Value	Data Type	Max. Size
Tag	NAMED_VARIABLE_TAG (= 82). The floating field tag that indicates that the following data is a named call context variable.	UCHAR	2
FieldLength	The total length of the VariableName and Variable Value fields, including the null-termination bytes. The value of this field may range from 3 to 251.	UCHAR	2
VariableName	The null-terminated defined name of the variable.	STRING	33
VariableValue	The null-terminated value of the variable.	STRING	211

NAMEDARRAY Data Type

The NAMEDARRAY data type is a call context variable that is defined in the Unified CCE Expanded_Call_Variable_Table. This variable length data type may appear in the floating part of a message and has the format shown in this table:

Table 6: Named Call Context Array Variable (NAMEDARRAY) Format

Subfield	Value	Data Type	Max. Size
Tag	NAMED_ARRAY_TAG (= 83). The floating field tag that indicates that the following data is a named call context array variable.	UCHAR	2
FieldLength	The total length of the VariableIndex, Variable Name, and VariableValue fields, including the null-termination bytes. The value of this field may range from 4 to 252.	UCHAR	2
VariableIndex	The index of the array variable.	UCHAR	1
VariableName	The null-terminated defined name of the array variable.	STRING	33
VariableValue	The null-terminated value of the array variable.	STRING	211

TASKID Data Type

This table defines the TASKID field format.

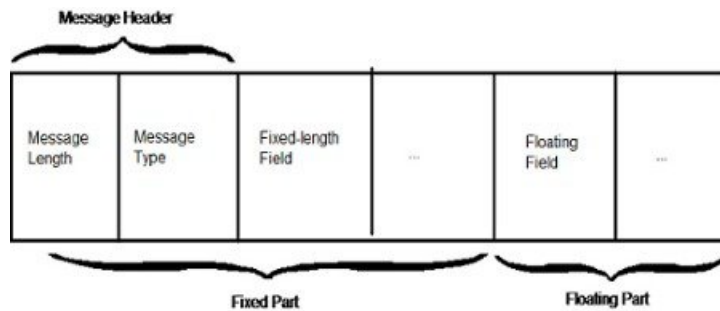
Table 7: TASKID Format

Field Name	Value	Data Type	Byte Size
TaskGroupHigh	The most significant 4 bytes of the Task Group ID. The Task Group ID links multiple Termination Call Detail (TCD) records together for reporting purposes. Use this when the same customer interaction involves multiple tasks over time. For example, this might happen if an agent stops the work and then another agent restarts it.	INT	4
TaskGroupLow	The least significant 4 bytes of the Task Group ID.	INT	4
SequenceNumber	The Task Group ID is unchanged for the lifetime of all tasks that are related to the group. The combination of Task Group ID and Sequence Number is unique for every termination record.	INT	4

Message Formats

Messages contain either a fixed part only or a fixed part and a floating part. The fixed part of a message contains the message header and all required, fixed length fields. The variable part of a message immediately follows the fixed part. It contains one or more floating fields that are optional and/or variable in length. The message type field in the message header determines the format of the message, and therefore indicates if the message includes a floating part and what types of floating fields may appear within it.

Figure 4: CTI Server Message Format

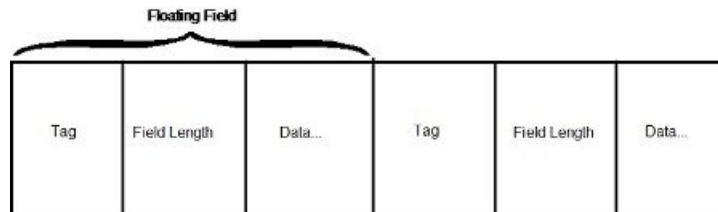


Floating Fields

Each floating field has the same format. The field begins with a two-byte tag, which identifies the field type. Following the tag is a two-byte field length, which indicates the number of bytes of data in the field (excluding the tag and field length). The data immediately follows the FieldLength. The maximum size listed for each floating field is the maximum number of data bytes allowed. It does not include the tag and field length bytes. For string data, it includes the null termination byte.

Floating fields are packed together in the floating part of the message. The tag of one floating field immediately follows the data of the previous field. The message length (in the message header) indicates the end of the message. This figure shows the format of a floating field.

Figure 5: CTI Server Floating Field Format



Within the floating part, floating fields may appear in any order. In general, each floating field appears only once unless the field is a member of a list. In this case, a fixed field in the message indicates the number of list entries present. This table defines the format of the floating field:

Table 8: Floating Field Subfields

Subfield	Value	Data Type	Byte Size
Tag	The type of the floating field	USHORT	2
FieldLength	The number of bytes, n, in the Data subfield of the floating field.	USHORT	2
Data	The data	Depends on field type	n

For a list of possible floating field tag values, see the Tag Values table.

Related Topics

[Tag Values](#), on page 328

Call Event Data

The Cisco CTI Interface presents Call Event data using a CSTA-like model; however, the underlying ACD datalink may or may not conform to this model. This means that, depending upon the type of ACD being used, some Call Event messages may not be generated, and some of the CSTA message data for other events may not be available. Be aware that the interpretation of Call Event data is very peripheral-specific, particularly when multiple ACD types are being used.

For a discussion of peripheral-specific considerations, see the *CTI OS Developer Guide for Cisco Unified ICM* at <https://www.cisco.com/c/en/us/support/customer-collaboration/unified-contact-center-enterprise/products-programming-reference-guides-list.html>.

Device IDs

The Call Event messages detailed later in this document typically provide several different device ID fields. Depending upon the type of peripheral and the nature of the event, the device ID may represent a Trunk number, a Trunk Group number, or an agent teletset number (extension). Some peripheral types may not

provide a device ID for one or more fields. To handle these situations, the Call Event messages provide device IDs using two fields: a fixed field indicating whether or not the device ID was provided and enumerating the type of device identified, and a floating field containing the device ID (if provided).

CTI Client History

The Call Event messages also provide a list of CTI clients associated with the current call (if any). This information is provided using a separate floating field for each CTI client in the list, and a fixed field providing a count of the number of entries in the list. Each list entry's floating field uses the same tag value.

Event Cause Codes

Most Call Event messages include an EventCause fixed field that may provide a reason for the occurrence of the event. Usually no event cause information is supplied (CEC_NONE).

For a list of EventCause codes that may be reported, see the EventCause Values table.

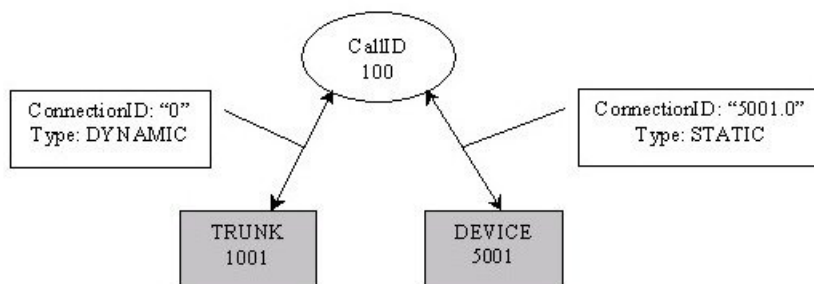
Related Topics

[EventCause Values](#), on page 348

Call Identification

CTI Server uses the CSTA method of identifying calls. A numeric ConnectionCallID identifies a call; each connection of a device to that call is identified by a ConnectionDeviceID string and an enumerated ConnectionDeviceIDType value. All call related messages identify the ConnectionCallID as well as the ConnectionDeviceIDType and ConnectionDeviceID of the call connection that is the subject of the event.

Figure 6: Sample CSTA Call/Device/ConnectionID Values



A ConnectionDeviceID uniquely identifies a call connection. However, it cannot directly identify the connected device; use other event message fields for that purpose. In some cases, the ConnectionDeviceID may simply be the ID of the connected device, the connected deviceID with additional identifying data included, or a string that does not contain the deviceID at all. A valid CTI Server application can make no assumption about the content or format of a ConnectionDeviceID.

Occasionally, both the ConnectionDeviceID and the numeric ConnectionCallID are required in order to properly identify the subject call. This occurs when the ACD uses the ConnectionCallID value from an ACD call as the ConnectionCallID value for any related consultative calls. This poses two particularly significant requirements for applications: they must be able to keep track of two calls with the same numeric ConnectionCallID value, and they must be able to decide which of the two calls is being referenced by any

given call event message. These requirements are relatively easy to implement by keeping track of the ConnectionDeviceIDs associated with each call. The call that has a ConnectionDeviceID that matches the ConnectionDeviceID provided in the call event message is the call that is the subject of the event. The only difficult case is determining which call is the subject when a new call connection is created. For this case, the following rule applies:

- When more than one call with the same ConnectionCallID value exists, the connection being created by a CALL_ESTABLISHED_EVENT shall apply to the call that does not yet have a destination connection established.

Typically, when this occurs, one call will have been the subject of a prior CALL_ESTABLISHED_EVENT and will have two connections; the other will have only one originating connection. The CALL_ESTABLISHED_EVENT will therefore create the second connection on that call. It should never be the case that both calls have already been the subject of a CALL_ESTABLISHED_EVENT.

Failure Indication Messages

The CTI Server may indicate errors to the CTI client using the FAILURE_CONF and FAILURE_EVENT messages. The CTI Server may use the FAILURE_CONF message in response to any request message from the CTI client. The CTI Server sends the FAILURE_CONF message instead of the positive confirmation message specific to the request. The format of the FAILURE_CONF message is defined in this table:

Table 9: FAILURE_CONF Message Format

Field Name	Value	Data Type	Byte Size
MessageHeader	Standard message header. MessageType = 1.	MHDR	8
InvokeID	Set to the value of the InvokeID from the corresponding request message.	UINT	4
FailureCode	A Status Code value specifying the reason that the request failed.	USHORT	2
PeripheralError Code	Peripheral-specific error data, if available. Zero otherwise	UINT	4

The CTI Server may use the FAILURE_EVENT message to asynchronously indicate a failure or error condition to the CTI client. The format of the FAILURE_EVENT message is defined in this table:

Table 10: FAILURE_EVENT Message Format

Field Name	Value	Data Type	Byte Size
MessageHeader	Standard message header. MessageType = 2.	MHDR	8
Status	A status code indicating the cause of the failure. The possible status codes are defined in the Failure Indication Message status code table.	UINT	4

Related Topics

[Failure Indication Message Status Codes](#), on page 319



CHAPTER 4

Session Management

- [Configuring TCPIP Transport Services, on page 35](#)
- [Connection Management, on page 35](#)
- [Session Initialization, on page 35](#)
- [Session Maintenance, on page 46](#)
- [Session Termination, on page 48](#)
- [PG and CTI Server Graceful Shutdown, on page 49](#)

Configuring TCPIP Transport Services

TCP/IP transport services are used in CTI client/server communications. From the Windows Socket interface, enable the TCP “linger” option and set it to zero to close TCP connections immediately upon request without waiting for previously transmitted data to be acknowledged. This ensures that communications can be re-established quickly after a failure.

If possible, disable the Nagle transmit delay algorithm of TCP to ensure timely delivery of all data. (Disabling the Nagle algorithm is sometimes referred to as the TCP_NODELAY option.) Disabling this algorithm ensures that messages are always transmitted immediately upon request.

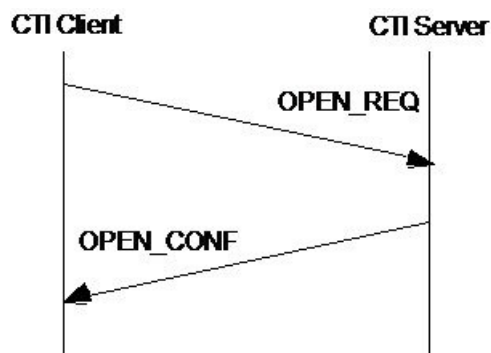
Connection Management

You should configure the CTI clients with two sets of hostname/port number pairs; one for the IP address and TCP port number of the CTI Server on side “A” and the other for the corresponding CTI Server on side “B”. The CTI clients should alternately attempt to connect to each side until a connection is established. Once a connection between the CTI client and the CTI Server has been established, the connection remains in place until a failure occurs or the client closes the connection. Connection failures may be detected by the TCP layer or by the heartbeat message mechanism described later in this chapter. If a failure occurs, the CTI client should again alternately attempt to establish a connection to either side until a new connection is established.

Session Initialization

Once a TCP connection has been established, you can attempt to initialize a communications session by sending an OPEN_REQ message to the CTI Server. The CTI Server responds with an OPEN_CONF message to confirm the successful establishment of a session. This figure depicts the message flow.

Figure 7: Session Initialization Message Flow



CTI Service Masks

This table shows the CTI Service masks.

Table 11: CTI Service Masks

MaskName	Description	Value
CTI_SERVICE_DEBUG	Causes all messages exchanged during the current session to be captured to a file for later analysis.	0x80000000
CTI_SERVICE_CLIENT_EVENTS	Client receives call and agent state change events associated with a specific ACD phone.	0x00000001
CTI_SERVICE_CALL_DATA_UPDATE	Client may modify call context data.	0x00000002
CTI_SERVICE_CLIENT_CONTROL	Client may control calls and agent states associated with a specific ACD phone.	0x00000004
CTI_SERVICE_CONNECTION_MONITOR	Establishment and termination of this session cause corresponding Unified CCE Alarm events to be generated.	0x00000008
CTI_SERVICE_ALL_EVENTS	Client receives all call and agent state change events (associated with any ACD phone).	0x00000010
CTI_SERVICE_PERIPHERAL_MONITOR	Client may dynamically add and remove devices and calls for which it wishes to receive call and agent state events.	0x00000020

MaskName	Description	Value
CTI_SERVICE_CLIENT_MONITOR	Client receives notification when all other CTI client sessions are opened and closed, and may monitor the activity of other CTI client sessions.	0x00000040
CTI_SERVICE_SUPERVISOR	Client may request supervisor services.	0x00000080
CTI_SERVICE_SERVER	Client identifies itself as server application.	0x00000100
CTI_SERVICE_AGENT_REPORTING	Client may request reporting and routing ARM(Agent Reporting And Management) messages.	0x00000400
CTI_SERVICE_ALL_TASK_EVENTS	Client receives all task events.	0x00000800
CTI_SERVICE_TASK_MONITOR	Client receives monitored task events.	0x00001000
CTI_AGENT_STATE_CONTROL_ONLY	Client can change agent state only. Call control is not allowed. If a client requests for CTI_SERVICE_CLIENT_CONTROL, the server may grant this flag to indicate that only agent state change is allowed.	0x00002000
Unused		0x00004000
CTI_SERVICE_UPDATE_EVENTS	Requests that this client receive update notification events. (No data)	0x00080000
CTI_SERVICE_IGNORE_DUPLICATE_AGENT_EVENTS	Request to suppress duplicate agent state events.	0x00100000
CTI_SERVICE_IGNORE_CONF	Do not send confirmations for third-party requests.	0x00200000
CTI_SERVICE_ACD_LINE_ONLY	Request not to send events for non-ACD lines. (Unified CCE only)	0x00400000
CTI_SERVICE_ACTIVE_STANDBY	When the client opens the session with CTI Server, it informs whether or not it supports the Active and Standby service.	0x02000000

OPEN_REQ Message

This table defines the OPEN_REQ message.

Table 12: OPEN_REQ Message Format

Field Name	Value	Data Type	Byte Size
Fixed Part			
MessageHeader	Standard message header. MessageType = 3.	MHDR	8
InvokeID	An ID for this request message, to be returned in the corresponding confirm message.	UINT	4
VersionNumber	The version number of the interface requested by the CTI client. This defines the version of all messages in the message set.	UINT	4
IdleTimeout	The session idle timer, expressed in seconds. If the session is idle (no messages received) for this time, the CTI Server resets the TCP connection and awaits the establishment of a new session. This value is typically 4 times the heartbeat interval used by the CTI client. If the CTI client does not use the HEARTBEAT_REQ message, set this field to 0xFFFFFFFF.	UINT	4
PeripheralID	The Peripheral ID of the ACD whose events are of interest to the client. Required for Client Events service; otherwise, set this field to 0xFFFFFFFF.	UINT	4
ServicesRequested	A bitwise combination of the CTI Services listed in that the CTI client is requesting.	UINT	4
CallMsgMask	A bitwise combination of the Unsolicited Call Event Message Masks listed that the CTI client wishes to receive.	UINT	4
AgentStateMask	A bitwise combination of Agent State Masks that the CTI client wishes to receive.	UINT	4

Field Name	Value	Data Type	Byte Size
ConfigMsgMask	<p>A bitwise combination of Configuration Event Masks that the CTI client wishes to receive.</p> <p>For bit mask values, see the CONFIG_REQUEST_EVENT message ConfigInformation field.</p> <p>Bit mask indicating what type of information is requested.</p> <ul style="list-style-type: none"> • 1=Service Information • 2=Skill Group Information • 4=Agent Information • 8=Device Information • 16=Call Type Information • 32=Media Routing Domain Information <p>256 - Terminal Information</p>	UINT	4
Reserved1	Reserved for future use; set to zero.	UINT	4
Reserved2	Reserved for future use; set to zero.	UINT	4
Reserved3	Reserved for future use; set to zero.	UINT	4
Floating Part			
ClientID (required)	The user ID of the CTI client.	STRING	64
ClientPassword (required)	The password of the user identified by ClientID. ClientID and Client Password are optionally used to authenticate the CTI client making the session open request. This field must be present even if authentication is not being used (it may be of length zero).	UNSPEC	64
ClientSignature (optional)	A character string appended to the Call Client History list when this CTI client becomes associated with a call. If not provided, the ClientID is used.	STRING	64
AgentExtension	The agent's ACD teleset extension. For CLIENT EVENTS service, the CTI Client must provide at least one of AgentExtension, AgentID, or AgentInstrument.	STRING	16
AgentID	The agent's ACD sign-in ID. For CLIENT EVENTS service, the CTI Client must provide at least one of AgentExtension, AgentID, or AgentInstrument.	STRING	12

Field Name	Value	Data Type	Byte Size
AgentInstrument	The agent's ACD instrument number. For CLIENT EVENTS service, the CTI Client must provide at least one of AgentExtension, AgentID, or AgentInstrument.	STRING	64
ApplicationPathID	The ID of an application path which contains configured MRD Peripheral combinations for this Unified CCE-configured application instance.	INT	4
UniqueInstanceID	Optional field. Provided by the client to identify a unique instance of a client. If a response for any request arrives from the OPC at the active CTI Server and the original client request cannot be found using the InvokeID, this field is used to find the requesting CTI Client to send the response to.	STRING	64

Related Topics

[CONFIG_REQUEST_EVENT](#), on page 295

Unsolicited Call Event Message Masks

This table lists the unsolicited call event message masks.

Table 13: Unsolicited Call Event Message Masks

Mask Name	Description	Value
CALL_DELIVERED_MASK	Set when client wishes to receive CALL_DELIVERED_EVENT messages.	0x00000001
CALL_QUEUED_MASK	Set when client wishes to receive CALL_QUEUED_EVENT messages.	0x00000002
CALL_ESTABLISHED_MASK	Set when client wishes to receive CALL_ESTABLISHED_EVENT messages.	0x00000004
CALL_HELD_MASK	Set when client wishes to receive CALL_HELD_EVENT messages.	0x00000008
CALL_RETRIEVED_MASK	Set when client wishes to receive CALL_RETRIEVED_EVENT messages.	0x00000010
CALL_CLEARED_MASK	Set when client wishes to receive CALL_CLEARED_EVENT messages.	0x00000020
CALL_CONNECTION_CLEARED_MASK	Set when client wishes to receive CALL_CONNECTION_CLEARED_EVENT messages.	0x00000040
CALL_ORIGINATED_MASK	Set when client wishes to receive CALL_ORIGINATED_EVENT messages.	0x00000080

Mask Name	Description	Value
CALL_CONFERENCED_MASK	Set when client wishes to receive CALL_CONFERENCED_EVENT messages.	0x00000100
CALL_TRANSFERRED_MASK	Set when client wishes to receive CALL_TRANSFERRED_EVENT messages.	0x00000200
CALL_DIVERTED_MASK	Set when client wishes to receive CALL_DIVERTED_EVENT messages.	0x00000400
CALL_SERVICE_INITIATED_MASK	Set when client wishes to receive CALL_SERVICE_INITIATED_EVENT messages.	0x00000800
CALL_TRANSLATION_ROUTE_MASK	Set when client wishes to receive CALL_TRANSLATION_ROUTE_EVENT messages.	0x00001000
BEGIN_CALL_MASK	Set when client wishes to receive BEGIN_CALL_EVENT messages.	0x00002000
END_CALL_MASK	Set when client wishes to receive END_CALL_EVENT messages.	0x00004000
CALL_DATA_UPDATE_MASK	Set when client wishes to receive CALL_DATA_UPDATE_EVENT messages.	0x00008000
CALL_FAILED_MASK	Set when client wishes to receive CALL_FAILED_EVENT messages.	0x00010000
CALL_REACHED_NETWORK_MASK	Set when client wishes to receive CALL_REACHED_NETWORK_EVENT messages.	0x00020000
CALL_DEQUEUED_MASK	Set when client wished to receive CALL_DEQUEUED_EVENT messages.	0x00040000
AGENT_PRE_CALL_MASK	Set when client wished to receive AGENT_PRE_CALL_EVENT messages.	0x00080000
AGENT_PRE_CALL_ABORT_MASK	Set when client wished to receive AGENT_PRE_CALL_ABORT_EVENT messages.	0x00100000
RTP_STARTED_MASK	Set when client wished to receive RTP_STARTED_EVENT messages.	0x00200000
RTP_STOPPED_MASK	Set when client wished to receive RTP_STOPPED_MASK_EVENT messages.	0x00400000
AGENT_TEAM_CONFIG_MASK	Set when client wished to receive AGENT_TEAM_CONFIG_MASK_EVENT messages.	0x00800000

Mask Name	Description	Value
AGENT_LEGACY_PRE_CALL_MASK	Set when client wishes to receive AGENT_LEGACY_PRE_CALL_EVENT messages.	0x01000000
CALL_ATTRIBUTE_CHANGE_MASK	CALL_ATTRIBUTE_CHANGE_EVENT messages.	0x02000000
CALL_TERMINATION_MASK	Reserved	0x04000000
CALL_AGENT_GREETING_MASK	Set when client wishes to receive CALL_AGENT_GREETING_EVENT messages.	0x08000000
NETWORK_RECORDING_STARTED_MASK	Set when client wishes to receive NETWORK_RECORDING_STARTED_MASK messages.	0x10000000
NETWORK_RECORDING_ENDED_MASK	Set when client wishes to receive NETWORK_RECORDING_ENDED_MASK messages.	0x20000000
NETWORK_RECORDING_FAILED_MASK	Set when client wishes to receive NETWORK_RECORDING_FAILED_MASK messages.	0x40000000
NETWORK_RECORDING_TARGET_INFO_MASK	Set when client wishes to receive NETWORK_RECORDING_TARGET_INFO_MASK messages.	0x80000000

Agent State Masks

This table lists the agent state masks.

Table 14: Agent State Masks

Mask Name	Description	Value
AGENT_LOGIN_MASK	Set when client wishes to receive “login” AGENT_STATE_EVENT messages.	0x00000001
AGENT_LOGOUT_MASK	Set when client wishes to receive “logout” AGENT_STATE_EVENT messages.	0x00000002
AGENT_NOT_READY_MASK	Set when client wishes to receive “not ready” AGENT_STATE_EVENT messages.	0x00000004
AGENT_AVAILABLE_MASK	Set when client wishes to receive “available” AGENT_STATE_EVENT messages.	0x00000008
AGENT_TALKING_MASK	Set when client wishes to receive “talking” AGENT_STATE_EVENT messages.	0x00000010

Mask Name	Description	Value
AGENT_WORK_NOT_READY_MASK	Set when client wishes to receive “work not ready” AGENT_STATE_EVENT messages.	0x00000020
AGENT_WORK_READY_MASK	Set when client wishes to receive “work ready” AGENT_STATE_EVENT messages.	0x00000040
AGENT_BUSY_OTHER_MASK	Set when client wishes to receive “busy other” AGENT_STATE_EVENT messages.	0x00000080
AGENT_RESERVED_MASK	Set when client wishes to receive “reserved” AGENT_STATE_EVENT messages.	0x00000100
AGENT_HOLD_MASK	Set when client wishes to receive “hold” AGENT_STATE_EVENT messages.	0x00000200
AGENT_ACTIVE_MASK	Set when client wishes to receive “active” AGENT_STATE_EVENT messages.	0x00000400
AGENT_PAUSED_MASK	Set when client wishes to receive “paused” AGENT_STATE_EVENT messages.	0x00000800
AGENT_INTERRUPTED_MASK	Set when client wishes to receive “interrupted” AGENT_STATE_EVENT messages.	0x00001000
AGENT_NOT_ACTIVE_MASK	Set when client wishes to receive “not active” AGENT_STATE_EVENT messages.	0x00002000

OPEN_CONF Message

This table defines the OPEN_CONF message.

Table 15: OPEN_CONF Message Format

Field Name	Value	Data Type	Byte Size
Fixed Part			
MessageHeader	Standard message header. MessageType = 4.	MHDR	8
InvokeID	Set to the value of the InvokeID from the corresponding OPEN_REQ message.	UINT	4
ServicesGranted	A bitwise combination of the CTI Services listed in that the CTI client has been granted. Services granted may be less than those requested.	UINT	4
MonitorID	The identifier of the event monitor created by the OPEN_REQ, or zero if no monitor was created.	UINT	4

Field Name	Value	Data Type	Byte Size
PGStatus	The current operational status of the Peripheral Gateway. Any nonzero indicates a component failure or communication outage that prevents normal CTI operations.	UINT	4
ICMCentral ControllerTime	The current Central Controller date and time.	TIME	4
PeripheralOnline	The current Unified CCE on-line status of the agent's peripheral, when Client Events service has been granted. Otherwise, set this value to TRUE only when all peripherals monitored by the PG are on-line.	BOOL	2
PeripheralType	<p>The value is set as the first condition that applies:</p> <ol style="list-style-type: none"> 1. Type of the peripheral that matches with the PeripheralID (if client sends the PeripheralID in the OPEN_REQ) in the OPEN_REQ. 2. For the ClientEvents service clients, the type of the peripheral to which the agent belongs. (CTI_SERVICE_CLIENT_EVENTS gets the agent information from the OPEN_REQ.) 3. If none of the above is present, the type of the agent peripheral that is configured in the PG for that CTI Server. <p>Note Unified CCE does not support multiple agent peripherals on one PG. For such an unsupported configuration, the PeripheralType that is chosen might be incorrect.</p>	USHORT	2
AgentState	The current state of the associated agent phone (Client Events Service only).	USHORT	2
DepartmentID	Department ID of the Agent	INT	4

Field Name	Value	Data Type	Byte Size
SessionType	Whether the connection/session is Active or Standby.	USHORT	<ul style="list-style-type: none"> • 0 - Unknown • 1 - Active • 2 - Standby
Floating Part			
AgentExtension (Client Events Service Only)	The agent's ACD device extension, when Client Events service has been granted and the agent is currently signed in on the ACD.	STRING	16
AgentID (Client Events Service Only)	The agent's ACD sign-in ID, when Client Events service has been granted and the agent is currently signed in on the ACD.	STRING	12
AgentInstrument (Client Events Service Only)	The agent's ACD instrument number, when Client Events service has been granted and the agent is currently signed in on the ACD.	STRING	64
NumPeripherals	The number of PeripheralID/info (FltPeripheralID/MultilineAgentControl) pairs specified in the floating part of the message. This field is 0 for non-CCE peripherals, or if PeripheralID is specified in the OPEN_REQ message.	USHORT	2
FltPeripheralID	The peripheralID for the next field (MultilineAgentControl).	UINT	4
MultilineAgentControl	Specifies if multiline agent control is available on the peripheral named in the preceding FltPeripheralID field. 0 = single line only, 1 = multiline enabled.	USHORT	2

If the CTI Server determines that a new session should not be opened, it responds to the OPEN_REQ message with a FAILURE_CONF message. If necessary floating data has not been provided, a FAILURE_CONF message is returned with the status code set to E_CTI_REQUIRED_DATA_MISSING.

A CTI client might try to open a session for Client Events service and the provide device information items that are inconsistent with each other. Then, a FAILURE_CONF message is returned with the status code set to E_CTI_INCONSISTENT_AGENT_DATA. If the ACD device is already associated with a different CTI client, the CTI Server refuses to open the new session and returns a FAILURE_CONF message. The status code in the message is set to E_CTI_DEVICE_IN_USE. If the ACD device is already associated with the same CTI client, the existing session is terminated and the CTI Server opens the new session.

During an OPEN_REQ of an ALL_EVENTS client session, the CTI Server responds with an OPEN_CONF message to confirm the successful establishment of a session. In addition to the OPEN_CONF,

SYSTEM_EVENT messages are sent to the ALL_EVENTS client, per peripheral, to indicate the status of each peripheral associated with the PG.

If the CTI Server rejects an OPEN_REQ message, reset the TCP connection. The status code received in the rejection indicates the message data to correct before retrying to establish a session.

Normally, you receive a response to the OPEN_REQ message within 5 seconds. Some failure scenarios cause all connected CTI clients to lose their connection to the CTI Server. This causes them to then reconnect and reopen their sessions. In the worst case situations, there could be hundreds or even thousands of simultaneous OPEN_REQ messages sent to the CTI Server, causing significant response delays. For this reason, allow at least 30 seconds before considering a lack of response to the OPEN_REQ message as a failure to open the session. In larger configurations of more than 500 clients, allow 60 seconds or more. Then reset the TCP connection, reconnect, and retry the OPEN_REQ after a short delay.

Related Topics

[Constants and Status Codes](#), on page 317

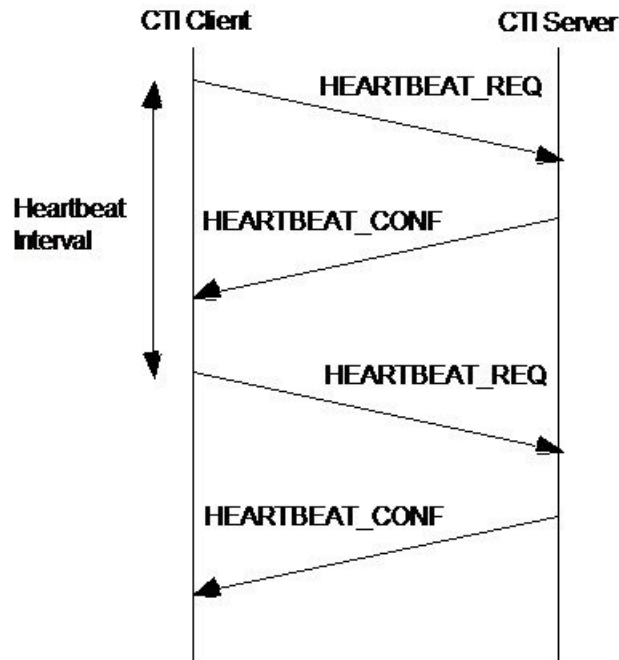
Session Maintenance

Compared to some other protocols, TCP/IP is relatively slow at detecting and recovering from communication path failures. If an IP packet is dropped within the network, retransmission does not occur until the sender notices a time-out. This time-out period is long enough to allow for worst-case round-trip delays and network congestion. If you need more rapid error detection, you may send an optional HEARTBEAT_REQ message to the CTI Server whenever no heartbeat interval messages have been sent. Upon receipt of a HEARTBEAT_REQ message, the CTI Server immediately responds with a HEARTBEAT_CONF message. If three heartbeats go unconfirmed, the CTI client declares a session failure and resets the TCP connection.

You determine the appropriate heartbeat interval for a production environment—It depends on the application and the environment. Find a reasonable balance between the speed of failure detection and the network bandwidth consumed by heartbeat messages and confirmations. In cases with few CTI clients, such as a CTI Bridge, the minimum heartbeat interval of 5 seconds should suffice. Workstation (desktop) clients usually need a larger heartbeat interval (at least 90 seconds), since there are typically hundreds or thousands of clients. A Heartbeat Interval of -1 disables heartbeats. The default setting for application developers is -1. However, if the TCP/IP time-out period is adequate or if the application can do nothing during a failure, you can choose to disable heartbeats in a production environment.

This figure depicts the heartbeat message flow.

Figure 8: Heartbeat Message Flow



This table defines the HEARTBEAT_REQ message:

Table 16: HEARTBEAT_REQ Message Format

Field Name	Value	Data Type	Byte Size
MessageHeader	Standard message header. MessageType = 5.	MHDR	8
InvokeID	An ID for this request message, to be returned in the corresponding confirm message.	UINT	4

This table defines the HEARTBEAT_CONF message:

Table 17: HEARTBEAT_CONF Message Format

Field Name	Value	Data Type	Byte Size
MessageHeader	Standard message header. MessageType = 6.	MHDR	8
InvokeID	Set to the value of the InvokeID from the corresponding HEARTBEAT_REQ message.	UINT	4

The CTI Server does not begin HEARTBEAT_REQ messages. The CTI Server detects failures using the IdleTimeout value from the OPEN_REQ message. If you are using heartbeat messages, the CTI client should set the IdleTimeout value to four times the heartbeat interval. If the CTI Server receives no messages (including HEARTBEAT_REQ messages) for this period, the CTI Server declares a session failure and resets the TCP connection.

The CTI Server may respond to a HEARTBEAT_REQ message with a FAILURE_CONF. This indicates to the CTI client that the CTI Server is off-line, and the CTI client resets the TCP connection.

Session Termination

The CTI client may begin the graceful termination of a communication session by sending a `CLOSE_REQ` message. The CTI Server responds with a `CLOSE_CONF` message. Upon receipt of the `CLOSE_CONF` message, the CTI client can reset the TCP connection. The CTI client should wait up to 5 seconds for the `CLOSE_CONF` message before resetting the connection.

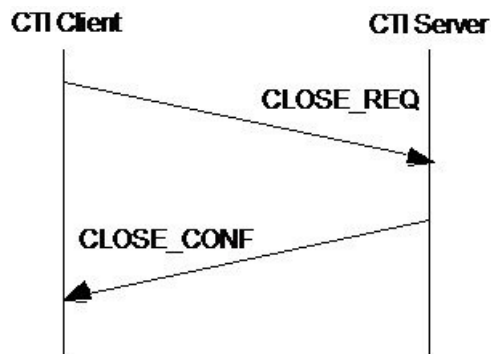
The CTI Server may indicate that it no longer wishes to communicate with the client through an unsolicited `FAILURE_EVENT` message. The Status field in the message is set to `E_CTI_CTI_SERVER_OFFLINE`. Upon receipt of this message, the CTI client closes the session.

The `CLOSE_REQ` message includes a status code that indicates the reason for closing the session. You can set the status code to one of the following:

- `E_CTI_NO_ERROR`—If the CTI client began the request to end the session.
- `E_CTI_CTI_SERVER_OFFLINE`—If the CTI Server is no longer online.
- `E_CTI_TIMEOUT`—If the CTI Server does not respond to a request message within the time-out period.

The following figure describes the Session Termination Message Flow:

Figure 9: Session Termination Message Flow



This table defines the `CLOSE_REQ` message:

Table 18: `CLOSE_REQ` Message Format

Field Name	Value	Data Type	Byte Size
MessageHeader	Standard message header. MessageType = 7.	MHDR	8
InvokeID	An ID for this request message, returned in the corresponding confirm message.	UINT	4
Status	A status code indicating the reason for closing the session.	UINT	4

This table defines the `CLOSE_CONF` message:

Table 19: CLOSE_CONF Message Format

Field Name	Value	Data Type	Byte Size
MessageHeader	Standard message header. MessageType = 8.	MHDR	8
InvokeID	Set to the value of the InvokeID from the corresponding CLOSE_REQ message.	UINT	4

Related Topics

[Failure Indication Messages](#), on page 34

PG and CTI Server Graceful Shutdown

Graceful shutdown allows administrators to perform firmware upgrades, apply security patches, and apply engineering specials (ES) without the need for a maintenance window. During maintenance mode, the active PG and CTI Server can gracefully hand off processes in progress to their peers, while maintaining call and agent state.

The CTI Servers are deployed in an Active-Standby model. The Agent PG OPC sends the initial configuration to both sides (active and standby). The Agent PG OPC also ensures that there is only one active CTI Server in the system and retries both sides until one side is active.

Both the active and standby CTI Servers accept the client connection. The standby CTI server accepts only clients with CTI Server protocol version 24 or later and connects with a new service mask (CTI_SERVICE_ACTIVE_STANDBY). The standby CTI Server accepts only OPEN_REQ, HEARTBEAT_REQ and CLOSE_REQ messages from clients and responds to those requests with appropriate responses. The server sends a STANDBY_ACTIVE_EVENT_MSG to inform clients that it is changing from standby to active.

When the standby CTI Server restarts, it reloads the agent and call snapshots from the OPC before it processes current or new events. The standby CTI Server receives new events after the current state is loaded.

STANDBY_ACTIVE_EVENT Message

Standby CTI Server informs the clients when it is changing from Standby to Active.

ACTIVE_MAINTENANCE_REQ Message

This request is sent from Active CTI Server to all the clients who have opened the session with the Service Mask 0x02000000. This request is to affirm if the client is ready to accept the PG going into Maintenance Mode.

This table defines the ACTIVE_MAINTENANCE_RESP message.

Table 20: ACTIVE_MAINTENANCE_RESP Message Format

Field Name	Value	Data Type	Byte Size
InvokeID	An ID for this request message, to be returned in the corresponding confirm message.	UINT	4

ACTIVE_MAINTENANCE_RESP Message

This is a response from clients for ACTIVE_MAINTENANCE_REQ_MSG request. This response indicates whether or not it accepts the PG Maintenance Mode. The CTI Server expects this response within 5secs from receiving the request. If there is no response received, then it is considered as the negative acknowledgement from the client.

Table 21: ACTIVE_MAINTENANCE_RESP Message Format

Field Name	Value	Data Type	Byte Size
InvokeID	An ID for the response that corresponds to the request.	UINT	4
MaintenanceModeAccepted	Client's response for the Maintenance Mode. <ul style="list-style-type: none"> • 1 - Maintenance Mode Accepted. • 0 - Maintenance Mode Rejected. 	BOOL	2

ACTIVE_MAINTENANCE_EVENT Message

This event indicates the final decision of the PG and whether it is going to Maintenance Mode or not. This decision depends on the responses from all the clients to which the ACTIVE_MAINTENANCE_REQ_MSG request message is sent. If any client negatively acknowledged the ACTIVE_MAINTENANCE_REQ_MSG, PG Maintenance Mode will be cancelled. This event is sent from the Active CTI Server.

Table 22: ACTIVE_MAINTENANCE_EVENT Message Format

Field Name	Value	Data Type	Byte Size
MaintenanceModeStatus	Indicates whether the PG and CTI Server continuing with the Maintenance Mode or not. <ul style="list-style-type: none"> • 1 - MaintenanceModeContinue. • 0 -MaintenanceModeCancel. 	BOOL	2

STOPPING_REQUESTS_TO_THIS_SIDE_IND Message

Clients send this message to the CTI Server that went to Maintenance Mode to indicate that it will no longer send any requests to this side. Typically, clients are expected to send this message after it receives the STANDBY_ACTIVE_EVENT_MSG from the Standby CTI Server. Once CTI Server in Maintenance Mode receives this message, it will disconnect the socket. CTI Server expects this message within 5secs from the time it sent ACTIVE_MAINTENANCE_EVENT_MSG to indicate that it is continuing with the Maintenance Mode



CHAPTER 5

Application Level Interfaces

- [CTI Server Application Level Interfaces, on page 53](#)
- [Client Events Service, on page 54](#)
- [All Events Service, on page 123](#)
- [Peripheral Monitor Service, on page 125](#)
- [Client Monitor Service, on page 130](#)
- [Supervisor Service, on page 136](#)
- [Call Data Update Service, on page 149](#)
- [Miscellaneous Service, on page 156](#)
- [Connection Monitor Service, on page 214](#)
- [Client Control Service, on page 214](#)
- [Server Service, on page 290](#)
- [Configuration Acquisition Messages, on page 292](#)

CTI Server Application Level Interfaces

Cisco has defined the following application level interfaces between the CTI Server and a CTI client.

Client Events

This service provides real-time call and agent state change, and status information related to a specific ACD agent position, to a CTI client.

All Events

This service provides real-time call and agent state change, and status information for all ACD calls and agent positions, to a CTI client.

Peripheral Monitor

This service lets a CTI client dynamically change the list of calls and devices that it wishes to receive call and agent state change messages for.

Client Monitor

This service lets a CTI client receive notifications whenever any other CTI Client session is opened or closed. This service also enables the CTI Client to monitor the activity of other CTI Client sessions.

Supervisor

This service lets a CTI client perform agent supervisory functions.

Call Data Update

This service lets a CTI client modify certain variable parts of the call state while a call is active.

Miscellaneous

This service informs CTI clients of significant Peripheral Gateway events.

Connection Monitor

This service monitors the CTI client connection and generates alarm events whenever the CTI client connection is established or terminated.

Client Control

This service permits direct control of agent state (such as the ACD sign-in and sign-out). It also controls of inbound and outbound calls from the CTI client application.

Server Service

This service enables the CTI Server to register a service that it wishes to provide.

You specify which levels you want in the `ServicesRequested` field of the `OPEN_REQ` message.

Related Topics

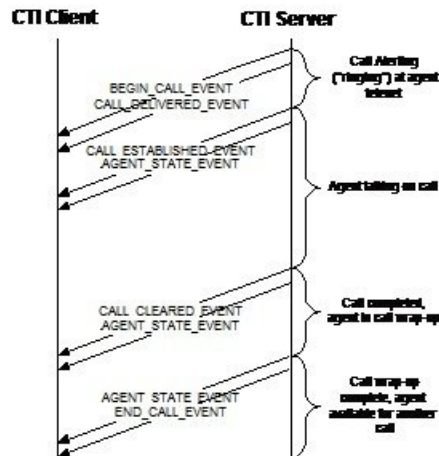
[Session Management](#), on page 35

Client Events Service

The Client Events service is the heart of the CTI Interface. This service sends unsolicited messages to CTI clients when the peripheral reports that a call event or agent state change for the CTI client's phone occurred. You receive these messages if you set the `CTI_SERVICE_CLIENT_EVENTS` bit in the `ServicesRequested` field of the `OPEN_REQ` message. There are no request or confirmation messages associated with unsolicited events.

Call Event messages are modeled after the CSTA messaging conventions. Call Events messages, in general, follow the CSTA naming conventions and event paradigms but use a simpler set of data types than those defined by CSTA.

Every call is announced to the CTI client with an unsolicited `BEGIN_CALL_EVENT` message. The CTI Server sends this message when the CTI Server assigns the client to an incoming call. The message provides the initial call context data. More call and agent state events are then sent to the client as the call is handled. The events depend on the type of ACD involved and the treatment that the call receives. Finally, an `END_CALL_EVENT` message is sent to the CTI client when its association with a call is dissolved, as shown in this figure:



The content of most of the Call Event message is event-specific and, often, peripheral-specific. Some ACDs may not provide all these events.

For peripheral-specific Call Event message information, see the CTI OS Developer Guide for Cisco Unified ICM at <https://www.cisco.com/c/en/us/support/customer-collaboration/computer-telephony-integration-option/products-programming-reference-guides-list.html>.

The relative order of call event messages and any corresponding agent state change event messages is not specified. An agent state event message for an agent in the “talking” state, for example, can be sent before or after the corresponding call established event message.

This table lists the Client Events service messages.

Table 23: Client Events Service Messages

Message	When Sent to CTI Client
BEGIN_CALL_EVENT	When the CTI Server associates a call with the CTI client
END_CALL_EVENT	When CTI Server dissolves association between a call and the CTI Client
CALL_DATA_UPDATE_EVENT	When call context data changes
CALL_DELIVERED_EVENT	When a call arrives at the agent’s phone or when an inbound ACD trunk is seized and the client has the All Events service enabled
CALL_ESTABLISHED_EVENT	When a call is answered at the agent’s phone
CALL_HELD_EVENT	When a call is placed on hold at the agent’s phone
CALL_RETRIEVED_EVENT	When a call previously placed on hold at the agent’s phone is resumed
CALL_CLEARED_EVENT	When a call is terminated
CALL_CONNECTION_CLEARED_EVENT	When a party drops from a conference call

Message	When Sent to CTI Client
CALL_ORIGINATED_EVENT	Sent to CTI client upon initialization of a call from the peripheral
CALL_FAILED_EVENT	When a call cannot be completed
CALL_CONFERENCED_EVENT	When calls are joined into a conference call
CALL_TRANSFERRED_EVENT	When a call is transferred to another destination
CALL_DIVERTED_EVENT	When a call is removed from a previous delivery target
CALL_SERVICE_INITIATED_EVENT	When telecommunications service is initiated at the agent's phone
AGENT_STATE_EVENT	When an agent's state changes
CALL_REACHED_NETWORK_EVENT	When an outbound call is connected to another network
CALL_QUEUED_EVENT	When a call is placed in a queue pending the availability of a resource
CALL_DEQUEUED_EVENT	When a call is removed from a queue
AGENT_PRE_CALL_EVENT	When a call is routed to Enterprise Agent
AGENT_PRE_CALL_ABORT_EVENT	When a call that was previously announced through an AGENT_PRE_CALL_EVENT message cannot be routed as intended
RTP_STARTED_EVENT	Indicates that a Real Time Protocol (RTP) media stream has started.
RTP_STOPPED_EVENT	Indicates that a Real Time Protocol (RTP) media stream has stopped
NETWORK_RECORDING_STARTED_EVENT	This message will be sent by a CTI server to clients indicating start of recording at recording server.
NETWORK_RECORDING_ENDED_EVENT	This message will be sent by a CTI server to clients indicating recording ended at recording server. Recording End is signaled either by Network Recording End event or by Call Cleared Event.
NETWORK_RECORDING_FAILED_EVENT	This message will be sent by a CTI server to clients indicating recording failed at recording server.
NETWORK_RECORDING_TARGET_INFO_EVENT	This message will be sent by a CTI server to recording initiator providing info about Recorder.

BEGIN_CALL_EVENT

When the CTI Server associates a call with the CTI client, it sends the client a BEGIN_CALL_EVENT message. This message provides the call ID and the initial call context data. The combination of

ConnectionCallID, ConnectionDeviceIDType, and ConnectionDeviceID uniquely identify the call. This message always precedes any other event messages for that call. If any subsequent changes to the call context data occur, the CTI Server sends CALL_DATA_UPDATE_EVENT messages containing the changed call data to the CTI client. There can be multiple calls with the same ConnectionCallID value.

This table defines the format of the BEGIN_CALL_EVENT message.

Table 24: BEGIN_CALL_EVENT Message Format

Field Name	Value	Data Type	Byte Size
Fixed Part			
MessageHeader	Standard message header. MessageType = 23.	MHDR	8
MonitorID	The Monitor ID of the device or call monitor that sent this message to the client. This is zero if there is no monitor associated with the event (All Events Service).	UINT	4
PeripheralID	The PeripheralID of the ACD where the call activity occurred.	UINT	4
PeripheralType	The type of the peripheral	USHORT	2
NumCTIClients	The number of CTI clients previously associated with this call. This value also indicates the number of CTI client signatures and time stamps in the floating part of the message.	USHORT	2
NumNamedVariables	The number of NamedVariable floating fields present in the floating part of the message.	USHORT	2
NumNamedArrays	The number of NamedArray floating fields present in the floating part of the message.	USHORT	2
CallType	The general classification of the call type	USHORT	2
ConnectionDeviceIDType	The type of device ID in the ConnectionDeviceID floating field	USHORT	2
ConnectionCallID	The Call ID value assigned to this call by the peripheral or Unified CCE.	UINT	4
CalledPartyDisposition	Indicates the disposition of the called party.	USHORT	2
Floating Part			

Field Name	Value	Data Type	Byte Size
ConnectionDeviceID	The device ID of the device associated with the connection.	STRING	64
ANI (optional)	The calling line ID of the caller.	STRING	40
UserToUserInfo (optional)	The ISDN user-to-user information element.	UNSPEC	131
DNIS (optional)	The DNIS provided with the call.	STRING	32
DialedNumber (optional)	The number dialed.	STRING	40
CallerEnteredDigits (optional)	The digits entered by the caller in response to IVR prompting.	STRING	40
RouterCallKeyDay	Together with the RouterCallKeyCallID field forms the unique 64-bit key for locating this call's records in the Unified CCE. Only provided for Post-routed and Translation-routed calls.	UINT	4
RouterCallKeyCallID	The call key created by Unified CCE. Unified CCE resets this counter at midnight.	UINT	4
RouterCallKeySequenceNumber	Together with RouterCallKeyDay and RouterCallKeyCallID fields forms the TaskID	UINT	4
CallVariable1 (optional)	Call-related variable data.	STRING	41
...
CallVariable10 (optional)	Call-related variable data.	STRING	41
CallWrapupData (optional)	Call-related wrap up data.	STRING	40
NamedVariable (optional)	Call-related variable data that has a variable name defined in the Unified CCE. There may be an arbitrary number of NamedVariable and NamedArray fields in the message, subject to a combined total limit of 2000 bytes.	NAMED VAR	251

Field Name	Value	Data Type	Byte Size
NamedArray (optional)	Call-related variable data that has an array variable name defined in the Unified CCE. There may be an arbitrary number of NamedVariable and NamedArray fields in the message, subject to a combined total limit of 2000 bytes.	NAMED ARRAY	252
CTIClientSignature	The Client Signature of a CTI client previously associated with this call. There may be more than one CTIClientSignature field in the message. (See NumCTIClients.)	STRING	64
CTIClientTimestamp (optional)	The date and time that the preceding CTIClientSignature was first associated with the call. There may be more than one CTIClientTimestamp field in the message. (See NumCTIClients.) This field always immediately follows the CTIClientSignature field to which it refers.	TIME	4
CallReferenceID (optional)	For Unified CCE systems where the Unified CM provides it, this is a unique call identifier.	UNSPEC	32

Related Topics

[CallType Values](#), on page 353

[ConnectionDeviceIDType Values](#), on page 356

[NAMEDVAR Data Type](#), on page 29

[NAMEDARRAY Data Type](#), on page 30

[PeripheralType Values](#), on page 346

END_CALL_EVENT

The CTI Server sends an END_CALL_EVENT message to the CTI client when the association between a call and the CTI client is dissolved. This message does not necessarily indicate that the subject call has been terminated. The message indicates only that the CTI client is no longer responsible for processing the call and is receiving no further call event messages for the call.

This table defines the format of the END_CALL_EVENT message: defines the format of the END_CALL_EVENT message:

Table 25: END_CALL_EVENT Message Format

Field Name	Value	Data Type	Byte Size
Fixed Part			
MessageHeader	Standard message header. MessageType = 24.	MHDR	8
MonitorID	The Monitor ID of the device or call monitor that sent this message to the client. It can also be zero if there is no monitor associated with the event (All Events Service).	UINT	4
PeripheralID	The PeripheralID of the ACD where the call activity occurred.	UINT	4
PeripheralType	The type of the peripheral.	USHORT	2
ConnectionDeviceIDType	The type of device ID in the ConnectionDeviceID floating field.	USHORT	2
ConnectionCallID	The Call ID value assigned to the call by the peripheral or Unified CCE.	UINT	4
Floating Part			
ConnectionDeviceID	The device ID of the device associated with the connection.	STRING	64

Related Topics

[ConnectionDeviceIDType Values](#), on page 356

[PeripheralType Values](#), on page 346

CALL_AGENT_GREETING_EVENT

This message indicates if the agent greeting has started, finished, or failed after the Agent Greeting request has been made. This table defines the format of the message.

Table 26: CALL_AGENT_GREETING_EVENT Message Format

Fixed Part			
Field Name	Value	Data Type	Byte Size
MessageHeader	Standard message header. MessageType = 248	MHDR	8

MonitorID	The Monitor ID of the device or call monitor that caused this message to be sent to the client, or zero if there is no monitor associated with the event (All Events Service).	UINT	4
PeripheralID	The Peripheral ID of the ACD where the device is located.	UINT	4
ConnectionDeviceIDType	The Call ID value assigned to this call by the peripheral. Agent's ACD call ID.	USHORT	2
ConnectionCallID	The Call ID value assigned to this call by the peripheral. Agent's ACD call ID.	UINT	4
EventCode	EventCode = 0, Greeting has started. EventCode = 1, Greeting has ended with SUCCESS. EventCode = 2, Failed to play the greeting for any reason.	USHORT	2
PeripheralErrorCode	Peripheral-specific error data, if EventCode = 2. Zero otherwise.	UINT	4
Floating Part			
Field Name	Value	Data Type	Byte Size
ConnectionDeviceID (required)	The identifier of the connection between the call and the device.	STRING	64
AgentID (required)	The agent's ACD login ID.	STRING	12
GreetingType (required)	The greeting type.	STRING	32

CALL_DATA_UPDATE_EVENT

The CTI Server sends a CALL_DATA_UPDATE_EVENT message to the CTI client when changes to the call context data occur. In general, this message contains only the items that have changed. But, the message always contains all ECC variables that are associated with the call. Each time a client receives this message, the client must replace any stored ECC variables with the ECC variables from this message.

The initial call context is provided in the BEGIN_CALL_EVENT message. This table defines the CALL_DATA_UPDATE_EVENT message.

Table 27: CALL_DATA_UPDATE_EVENT Message Format

Fixed Part			
Field Name	Value	Data Type	Byte Size
MessageHeader	Standard message header. MessageType = 25.	MHDR	8
MonitorID	The Monitor ID of the device or call monitor that caused this message to be sent to the client, or zero if there is no monitor associated with the event (All Events Service).	UINT	4
PeripheralID	The PeripheralID of the ACD where the call is located.	UINT	4
PeripheralType	The type of the peripheral.	USHORT	2
NumCTIClients	The number of CTI Clients associated with this call. This value also indicates the number of CTI Client signatures and timestamps that are present in the floating part of the message.	USHORT	2
NumNamedVariables	The number of NamedVariable floating fields present in the floating part of the message.	USHORT	2
NumNamedArrays	The number of NamedArray floating fields present in the floating part of the message.	USHORT	2

CallType	The general classification of the call type.	USHORT	2
ConnectionDeviceIDType	Indicates the type of the connection identifier supplied in the ConnectionDeviceID floating field.	USHORT	2
ConnectionCallID	The Call ID value previously assigned to this call by the peripheral or Unified CCE.	UINT	4
NewConnectionDeviceIDType	Indicates the type of the connection identifier supplied in the NewConnectionDeviceID floating field.	USHORT	2
NewConnectionCallID	The new Call ID value assigned to this call by the peripheral or Unified CCE.	UINT	4
CalledPartyDisposition	Indicates the disposition of called party	USHORT	2
CampaignID	Campaign ID for value that appears in the Agent Real Time table. Set to zero if not used.	UINT	4
QueryRuleID	Query rule ID for value that appears in the Agent Real Time table. Set to zero if not used.	UINT	4
Floating Part			
Field Name	Value	Data Type	Max. Size
ConnectionDeviceID (required)	The previous identifier of the call connection.	STRING	64
NewConnectionDeviceID (required)	The new identifier of call connection.	STRING	64
ANI (optional)	The calling line ID of the caller.	STRING	40
UserToUserInfo (optional)	The ISDN user-to-user information element.	UNSPEC	131

DNIS (optional)	The DNIS provided with the call.	STRING	32
DialedNumber (optional)	The number dialed.	STRING	40
CallerEnteredDigits (optional)	The digits entered by the caller in response to IVR prompting.	STRING	40
RouterCallKeyDay (optional)	Together with the RouterCallKeyCallID field forms the unique 64-bit key for locating this call's records in the Unified CCE. Only provided for Post-routed and Translation-routed calls.	UINT	4
RouterCallKeyCallID (optional)	The call key created by Unified CCE. Unified CCE resets this counter at midnight.	UINT	4
RouterCallKey SequenceNumber	Together with RouterCallKeyDay and RouterCallKeyCallID fields forms the TaskID.	UINT	4
CallVariable1 (optional)	Call-related variable data.	STRING	41
...
CallVariable10 (optional)	Call-related variable data.	STRING	41
CallWrapupData (optional)	Call-related wrapup data.	STRING	40
NamedVariable (optional)	Call-related variable data that has a variable name defined in the Unified CCE. There may be an arbitrary number of Named Variable and NamedArray fields in the message, subject to a combined total limit of 2000 bytes.	NAMED VAR	251

NamedArray (optional)	Call-related variable data that has an array variable name defined in the Unified CCE. There may be an arbitrary number of Named Variable and NamedArray fields in the message, subject to a combined total limit of 2000 bytes.	NAMED ARRAY	252
CustomerPhoneNumber (optional)	Customer phone number for value that appears in the Agent Real Time table.	STRING	20
CustomerAccount Number (optional)	Customer Account Number for value that appears in the Agent Real Time table.	STRING	32
CTIClientSignature (optional)	The Client Signature of a CTI Client that was previously associated with this call. There may be more than one CTIClientSignature field in the message (see NumCTIClients).	STRING	64
CTIClientTimestamp (optional)	The date and time that the preceding CTI Client signature was first associated with the call. There may be more than one CTIClientTimestamp field in the message (see NumCTIClients). This field always immediately follows the CTIClientSignature field to which it refers.	TIME	4
CallReferenceID (optional)	For Unified CCE systems where the Unified CM provides it, this will be a unique call identifier.	UNSPEC	32

Related Topics

[CallType Values](#), on page 353

[ConnectionDeviceIDType Values](#), on page 356

[NAMEDVAR Data Type](#), on page 29

[NAMEDARRAY Data Type](#), on page 30

[PeripheralType Values](#), on page 346

CALL_DELIVERED_EVENT

The CTI Server may send a CALL_DELIVERED_EVENT message to the CTI client in two cases:

- A call arrives at the agent's teleset.
- An inbound ACD trunk is seized and the client has the All Events service enabled.

The LocalConnectionState field indicates which case applies. This table defines the CALL_DELIVERED_EVENT message.

Table 28: CALL_DELIVERED_EVENT Message Format

Fixed Part			
Field Name	Value	Data Type	Byte Size
MessageHeader	Standard message header. MessageType = 9.	MHDR	8
MonitorID	The Monitor ID of the device or call monitor that caused this message to be sent to the client, or zero if there is no monitor associated with the event (All Events Service).	UINT	4
PeripheralID	The PeripheralID of the ACD where the call activity occurred.	UINT	4
PeripheralType	The type of the peripheral.	USHORT	2
ConnectionDeviceIDType	The type of device ID in the ConnectionDeviceID floating field.	USHORT	2
ConnectionCallID	The Call ID value assigned to this call by the peripheral or Unified CCE.	UINT	4
LineHandle	When LocalConnectionState is LCS_ALERTING, this field identifies the alerting teleset line, if known. Otherwise this field is set to 0xffff.	USHORT	2

LineType	The type of the teletype line in the LineHandle field, if any. Otherwise this field is set to 0xffff.	USHORT	2
ServiceNumber	The service that the call is attributed to, as known to the peripheral. May contain the special value NULL_SERVICE when not applicable or not available.	UINT	4
ServiceID	The ServiceID of the service that the call is attributed to. May contain the special value NULL_SERVICE when not applicable or not available.	UINT	4
SkillGroupNumber	The number of the agent Skill Group the call is attributed to, as known to the peripheral. May contain the special value NULL_SKILL_GROUP when not applicable or not available. Some ACDs ignore this field and/or use the ACD default; see the list immediately following this table.	UINT	4
SkillGroupID	The SkillGroupID of the agent SkillGroup the call is attributed to. May contain the special value NULL_SKILL_GROUP when not applicable or not available.	UINT	4
SkillGroupPriority	The priority of the skill group, or 0 when skill group priority is not applicable or not available.	USHORT	2
AlertingDevice Type	The type of device ID in the AlertingDevice ID floating field.	USHORT	2

CallingDeviceType	The type of device ID in the CallingDeviceID floating field.	USHORT	2
CalledDeviceType	The type of device ID in the CalledDeviceID floating field.	USHORT	2
LastRedirect DeviceType	The type of device ID in the LastRedirectDeviceID floating field.	USHORT	2
LocalConnection State	The state of the local end of the connection. When a call is delivered to an agent teletset, the LocalConnectionState will be LCS_ALERTING.	USHORT	2
EventCause	A reason for the occurrence of the event.	USHORT	2
NumNamedVariables	The number of NamedVariable floating fields present in the floating part of the message.	USHORT	2
NumNamedArrays	The number of NamedArray floating fields present in the floating part of the message.	USHORT	2
Floating Part			
Field Name	Value	Data Type	Max. Size
ConnectionDevice ID	The device ID of the device associated with the connection.	STRING	64
AlertingDeviceID (optional)	The device ID of the device that is alerting.	STRING	64
CallingDeviceID (optional)	The device ID of the calling device.	STRING	64
CalledDeviceID (optional)	The device ID of the originally called device.	STRING	64
LastRedirect Device ID (optional)	The device ID of the previously alerted device.	STRING	64

TrunkNumber (optional)	The number representing a trunk.	UINT	4
TrunkGroup Number (optional)	The number representing a trunk group.	UINT	4
SecondaryConnectionCallID	The ID of the consultation Call that Unified Contact Center Express (Unified CCX) placed from the CTI port to the agent device.	UINT	4
ANI (optional)	The calling line ID of the caller.	STRING	40
ANI_II (optional) (V11+)	ANI II (Intelligent Information) digits—Currently not populated.	STRING	2
UserToUserInfo (optional)	The ISDN user-to-user information element.	UNSPEC	131
DNIS (optional)	The DNIS provided with the call.	STRING	32
DialedNumber (optional)	The number dialed.	STRING	40
CallerEnteredDigits (optional)	The digits entered by the caller in response to IVR prompting.	STRING	40
CallVariable1 (optional)	Call-related variable data.	STRING	41
...
CallVariable10 (optional)	Call-related variable data.	STRING	41
CallWrapupData (optional)	Call-related wrapup data.	STRING	40
NamedVariable (optional)	Call-related variable data that has a variable name defined in the Unified CCE. There may be an arbitrary number of NamedVariable and NamedArray fields in the message, subject to a combined total limit of 2000 bytes.	NAMEDVAR	251

NamedArray (optional)	Call-related variable data that has an array variable name defined in the Unified CCE. There may be an arbitrary number of NamedVariable and NamedArray fields in the message, subject to a combined total limit of 2000 bytes.	NAMED ARRAY	252
-----------------------	---	-------------	-----

Skill Group Number field

Following is a list of how various ACDs process the SkillGroupNumber field.

- Enterprise Agent, Alcatel, and Avaya Communication Manager (ACM) (if not in EAS mode) require a valid SkillGroupNumber and use it
- Avaya Aura ignores the SkillGroupNumber field altogether and uses the ACD default
- ACM (in EAS mode) and Aspect process the SkillGroupNumber field in the following fashion:
 - Use a valid SkillGroupNumber if one is supplied
 - If SkillGroupNumber is omitted or set to -1, use the ACD defaults
 - Any other value for SkillGroupNumber results in a failure; in this case, use the last valid SkillGroupNumber for the agent

Related Topics

[ConnectionDeviceIDType Values](#), on page 356

[DeviceIDType Values](#), on page 352

[EventCause Values](#), on page 348

[LineType Values](#), on page 356

[LocalConnectionState Values](#), on page 347

[NAMEDVAR Data Type](#), on page 29

[NAMEDARRAY Data Type](#), on page 30

[PeripheralType Values](#), on page 346

[Special Values](#), on page 327

[CALL_DELIVERED_EVENT](#), on page 66

CALL_ESTABLISHED_EVENT

When a call is answered at the agent's teleset, the CTI Server may send a CALL_ESTABLISHED_EVENT message to the CTI client. This table defines the CALL_ESTABLISHED_EVENT message:

Table 29: CALL_ESTABLISHED_EVENT Message Format

Fixed Part			
Field Name	Value	Data Type	Byte Size

MessageHeader	Standard message header. Message Type = 10.	MHDR	8
MonitorID	The Monitor ID of the device or call monitor that caused this message to be sent to the client, or zero if there is no monitor associated with the event (All Events Service).	UINT	4
PeripheralID	The PeripheralID of the ACD where the call activity occurred.	UINT	4
PeripheralType	The type of the peripheral.	USHORT	2
ConnectionDeviceIDType	The type of device ID in the ConnectionDeviceID floating field.	USHORT	2
ConnectionCallID	The Call ID value assigned to this call by the peripheral or Unified CCE.	UINT	4
LineHandle	Identifies the teletype line being used.	USHORT	2
LineType	The type of the teletype line.	USHORT	2
ServiceNumber	The service that the call is attributed to, as known to the peripheral. May contain the special value NULL_SERVICE when not applicable or not available.	UINT	4
ServiceID	The ServiceID of the service that the call is attributed to. May contain the special value NULL_SERVICE when not applicable or not available.	UINT	4

SkillGroupNumber	The number of the agent Skill Group the call is attributed to, as known to the peripheral. May contain the special value NULL_SKILL_GROUP when not applicable or not available. Some ACDs ignore this field and/or use the ACD default; see the list in the CALL_DELIVERED_EVENT section.	UINT	4
SkillGroupID	The SkillGroupID of the agent SkillGroup the call is attributed to. May contain the special value NULL_SKILL_GROUP when not applicable or not available.	UINT	4
SkillGroupPriority	The priority of the skill group, or 0 when skill group priority is not applicable or not available.	USHORT	2
AnsweringDevice Type	The type of device ID in the AnsweringDeviceID floating field.	USHORT	2
CallingDeviceType	The type of device ID in the CallingDeviceID floating field.	USHORT	2
CalledDeviceType	The type of device ID in the CalledDeviceID floating field.	USHORT	2
LastRedirect DeviceType	The type of device ID in the LastRedirect DeviceID floating field.	USHORT	2
LocalConnection State	The state of the local end of the connection.	USHORT	2
EventCause	A reason for the occurrence of the event.	USHORT	2
Floating Part			
Field Name	Value	Data Type	Max. Size

ConnectionDevice ID	The device ID of the device associated with the connection.	STRING	64
AnsweringDevice ID (optional)	The device ID of the device that answered the call.	STRING	64
CallingDeviceID (optional)	The device ID of the calling device.	STRING	64
CalledDeviceID (optional)	The device ID of the originally called device.	STRING	64
LastRedirectDevice ID (optional)	The device ID of the previously alerted device.	STRING	64
TrunkNumber (optional)	The number representing a trunk.	UINT	4
TrunkGroup Number (optional)	The number representing a trunk group.	UINT	4

Related Topics

- [CALL_DELIVERED_EVENT](#), on page 66
- [ConnectionDeviceIDType Values](#), on page 356
- [DeviceIDType Values](#), on page 352
- [EventCause Values](#), on page 348
- [LineType Values](#), on page 356
- [LocalConnectionState Values](#), on page 347
- [PeripheralType Values](#), on page 346
- [Special Values](#), on page 327

CALL_HELD_EVENT

The CTI Server may send a CALL_HELD_EVENT message to the CTI client when a call is placed on hold at the agent's teleset. This table defines the CALL_HELD_EVENT message.

Table 30: CALL_HELD_EVENT Message Format

Fixed Part			
Field Name	Value	Data Type	Byte Size
MessageHeader	Standard message header. MessageType = 11.	MHDR	8

MonitorID	The Monitor ID of the device or call monitor that caused this message to be sent to the client, or zero if there is no monitor associated with the event (All Events Service).	UINT	4
PeripheralID	The PeripheralID of the ACD where the call activity occurred.	UINT	4
PeripheralType	The type of the peripheral.	USHORT	2
ConnectionDevice IDType	The type of device ID in the ConnectionDeviceID floating field.	USHORT	2
ConnectionCallID	The Call ID value assigned to this call by the peripheral or Unified CCE.	UINT	4
HoldingDeviceType	The type of device ID in the HoldingDeviceID floating field.	USHORT	2
LocalConnection State	The state of the local end of the connection.	USHORT	2
EventCause	A reason for the occurrence of the event.	USHORT	2
Floating Part			
Field Name	Value	Data Type	Max. Size
ConnectionDevice ID	The device ID of the device associated with the connection.	STRING	64
HoldingDeviceID (optional)	The device ID of the device that activated the hold.	STRING	64

Related Topics

[ConnectionDeviceIDType Values](#), on page 356

[DeviceIDType Values](#), on page 352

[EventCause Values](#), on page 348

[LocalConnectionState Values](#), on page 347

[PeripheralType Values](#), on page 346

CALL_RETRIEVED_EVENT

The CTI Server may send a CALL_RETRIEVED_EVENT message to the CTI client when a call previously placed on hold at the agent's teleset is resumed.

Table 31: CALL_RETRIEVED_EVENT Message Format

Fixed Part			
Field Name	Value	Data Type	Byte Size
MessageHeader	Standard message header. MessageType = 12.	MHDR	8
MonitorID	The Monitor ID of the device or call monitor that caused this message to be sent to the client, or zero if there is no monitor associated with the event (All Events Service).	UINT	4
PeripheralID	The PeripheralID of the ACD where the call activity occurred.	UINT	4
PeripheralType	The type of the peripheral.	USHORT	2
ConnectionDevice IDType	The type of device ID in the ConnectioDeviceID floating field.	USHORT	2
ConnectionCallID	The Call ID value assigned to this call by the peripheral or Unified CCE.	UINT	4
RetrievingDevice Type	The type of device ID in the RetrievingDeviceID floating field.	USHORT	2
LocalConnection State	The state of the local end of the connection.	USHORT	2
EventCause	A reason for the occurrence of the event.	USHORT	2
Floating Part			
Field Name	Value	Data Type	Max. Size
ConnectionDevice ID	The device ID of the device associated with the connection.	STRING	64

RetrievingDevice ID (optional)	The device ID of the device that deactivated hold.	STRING	64
--------------------------------	--	--------	----

Related Topics

[ConnectionDeviceIDType Values](#), on page 356

[DeviceIDType Values](#), on page 352

[EventCause Values](#), on page 348

[LocalConnectionState Values](#), on page 347

[PeripheralType Values](#), on page 346

CALL_CLEARED_EVENT

The CTI Server sends a CALL_CLEARED_EVENT message to the CTI client when a call is terminated, usually when the last device disconnects from a call.

Table 32: CALL_CLEARED_EVENT Message Format

Fixed Part			
Field Name	Value	Data Type	Byte Size
MessageHeader	Standard message header. MessageType = 13.	MHDR	8
MonitorID	The Monitor ID of the device or call monitor that caused this message to be sent to the client, or zero if there is no monitor associated with the event (All Events Service).	UINT	4
PeripheralID	The PeripheralID of the ACD where the call activity occurred.	UINT	4
PeripheralType	The type of the peripheral.	USHORT	2
ConnectionDevice IDType	The type of device ID in the ConnectionDeviceID floating field.	USHORT	2
ConnectionCallID	The Call ID value assigned to this call by the peripheral or Unified CCE.	UINT	4
LocalConnection State	The state of the local end of the connection.	USHORT	2

EventCause	A reason for the occurrence of the event.	USHORT	2
Floating Part			
Field Name	Value	Data Type	Max. Size
ConnectionDevice ID	The device ID of the device associated with the cleared connection.	STRING	64

Related Topics

[ConnectionDeviceIDType Values](#), on page 356

[EventCause Values](#), on page 348

[LocalConnectionState Values](#), on page 347

[PeripheralType Values](#), on page 346

CALL_CONNECTION_CLEARED_EVENT

The CTI Server may send a CALL_CONNECTION_CLEARED_EVENT message to the CTI client when a party drops from a conference call.

Table 33: CALL_CONNECTION_CLEARED_EVENT Message Format

Fixed Part			
Field Name	Value	Data Type	Byte Size
MessageHeader	Standard message header. MessageType = 14.	MHDR	8
MonitorID	The Monitor ID of the device or call monitor that caused this message to be sent to the client, or zero if there is no monitor associated with the event (All Events Service).	UINT	4
PeripheralID	The PeripheralID of the ACD where the call activity occurred.	UINT	4
PeripheralType	The type of the peripheral.	USHORT	2
ConnectionDevice IDType	The type of device ID in the ConnectionDeviceID floating field.	USHORT	2

ConnectionCallID	The Call ID value assigned to this call by the peripheral or Unified CCE.	UINT	4
ReleasingDevice Type	The type of device ID in the ReleasingDeviceID floating field.	USHORT	2
LocalConnection State	The state of the local end of the connection.	USHORT	2
EventCause	A reason for the occurrence of the event.	USHORT	2
Floating Part			
Field Name	Value	Data Type	Max. Size
ConnectionDevice ID	The device ID of the device associated with the cleared connection.	STRING	64
ReleasingDeviceID (optional)	The device ID of the device that cleared the connection. Note For Contact Center Enterprise, this field does not reliably indicate which party hung up first.	STRING	64

Related Topics

[ConnectionDeviceIDType Values](#), on page 356

[DeviceIDType Values](#), on page 352

[EventCause Values](#), on page 348

[LocalConnectionState Values](#), on page 347

[PeripheralType Values](#), on page 346

CALL_ORIGINATED_EVENT

The CTI Server may send a CALL_ORIGINATED_EVENT message to the CTI client when the peripheral initiates an outbound call.

Table 34: CALL_ORIGINATED_EVENT Message Format

Fixed Part

Field Name	Value	Data Type	Byte Size
MessageHeader	Standard message header. MessageType = 15.	MHDR	8
MonitorID	The Monitor ID of the device or call monitor that caused this message to be sent to the client, or zero if there is no monitor associated with the event (All Events Service).	UINT	4
PeripheralID	The PeripheralID of the ACD where the call activity occurred.	UINT	4
PeripheralType	The type of the peripheral.	USHORT	2
ConnectionDevice IDType	The type of device ID in the ConnectionDeviceID floating field.	USHORT	2
ConnectionCallID	The Call ID value assigned to this call by the peripheral or Unified CCE.	UINT	4
LineHandle	Identifies the teleset line being used.	USHORT	2
LineType	The type of the teleset line.	USHORT	2
ServiceNumber	The service that the call is attributed to, as known to the peripheral. May contain the special value NULL_SERVICE when not applicable or not available.	UINT	4
ServiceID	The ServiceID of the service that the call is attributed to. May contain the special value NULL_SERVICE when not applicable or not available.	UINT	4

SkillGroupNumber	The number of the agent SkillGroup the call is attributed to, as known to the peripheral. May contain the special value NULL_SKILL_GROUP when not applicable or not available. Some ACDs ignore this field and/or use the ACD default; see the list in the CALL_DELIVERED_EVENT section.	UINT	4
SkillGroupID	The SkillGroupID of the agent SkillGroup the call is attributed to. May contain the special value NULL_SKILL_GROUP if not applicable or not available.	UINT	4
SkillGroupPriority	The priority of the skill group, or 0 when skill group priority is not applicable or not available.	USHORT	2
CallingDeviceType	The type of device ID in the CallingDeviceID floating field.	USHORT	2
CalledDeviceType	The type of device ID in the CalledDeviceID floating field.	USHORT	2
LocalConnection State	The state of the local end of the connection.	USHORT	2
EventCause	A reason for the occurrence of the event.	USHORT	2
Floating Part			
Field Name	Value	Data Type	Max. Size
ConnectionDevice ID	The device ID of the device associated with the connection.	STRING	64
CallingDeviceID (optional)	The device ID of the calling device.	STRING	64

CalledDeviceID (optional)	The device ID of the originally called device.	STRING	64
---------------------------	--	--------	----

Related Topics

- [CALL_DELIVERED_EVENT](#), on page 66
- [ConnectionDeviceIDType Values](#), on page 356
- [DeviceIDType Values](#), on page 352
- [EventCause Values](#), on page 348
- [LineType Values](#), on page 356
- [LocalConnectionState Values](#), on page 347
- [PeripheralType Values](#), on page 346
- [Special Values](#), on page 327

CALL_FAILED_EVENT

The CTI Server may send a CALL_FAILED_EVENT message to the CTI client when a call cannot be completed.

Table 35: CALL_FAILED_EVENT Message Format

Fixed Part			
Field Name	Value	Data Type	Byte Size
MessageHeader	Standard message header. MessageType = 16.	MHDR	8
MonitorID	The Monitor ID of the device or call monitor that caused this message to be sent to the client, or zero if there is no monitor associated with the event (All Events Service).	UINT	4
PeripheralID	The PeripheralID of the ACD where the call activity occurred.	UINT	4
PeripheralType	The type of the peripheral.	USHORT	2
ConnectionDeviceIDType	The type of device ID in the ConnectionDeviceID floating field.	USHORT	2
ConnectionCallID	The Call ID value assigned to this call by the peripheral or Unified CCE.	UINT	4

FailingDeviceType	The type of device ID in the FailingDeviceID floating field.	USHORT	2
CalledDeviceType	The type of device ID in the CalledDeviceID floating field.	USHORT	2
LocalConnection State	The state of the local end of the connection.	USHORT	2
EventCause	A reason for the occurrence of the event.	USHORT	2
Floating Part			
Field Name	Value	Data Type	Max. Size
ConnectionDevice ID	The device ID of the device associated with the connection.	STRING	64
FailingDeviceID (optional)	The device ID of the failing device.	STRING	64
CalledDeviceID (optional)	The device ID of the called device.	STRING	64

Related Topics

[ConnectionDeviceIDType Values](#), on page 356

[DeviceIDType Values](#), on page 352

[EventCause Values](#), on page 348

[LocalConnectionState Values](#), on page 347

[PeripheralType Values](#), on page 346

CALL_CONFERENCED_EVENT

The CTI Server may send a CALL_CONFERENCED_EVENT message to the CTI client when calls are joined into a conference call.

Table 36: CALL_CONFERENCED_EVENT Message Format

Fixed Part			
Field Name	Value	Data Type	Byte Size
MessageHeader	Standard message header. MessageType = 17.	MHDR	8

MonitorID	The Monitor ID of the device or call monitor that caused this message to be sent to the client, or zero if there is no monitor associated with the event (All Events Service).	UINT	4
PeripheralID	The PeripheralID of the ACD where the call activity occurred.	UINT	4
PeripheralType	The type of the peripheral.	USHORT	2
PrimaryDeviceIDType	The type of device ID in the PrimaryDeviceID floating field.	USHORT	2
PrimaryCallID	The Call ID value assigned to the primary call by the peripheral or Unified CCE.	UINT	4
LineHandle	The teletest line being used.	USHORT	2
LineType	The type of the teletest line.	USHORT	2
SkillGroupNumber	The number of the agent SkillGroup the call is attributed to, as known to the peripheral. May contain the special value NULL_SKILL_GROUP when not applicable or not available. Some ACDs ignore this field and/or use the ACD default; see the list in the CALL_DELIVERED_EVENT section.	UINT	4
SkillGroupID	The SkillGroupID of the agent SkillGroup the call is attributed to. May contain the special value NULL_SKILL_GROUP when not applicable or not available.	UINT	4

SkillGroupPriority	The priority of the skill group, or 0 when skill group priority is not applicable or not available.	USHORT	2
NumParties	The number of active connections associated with this conference call, up to a maximum of 16. This value also indicates the number of ConnectedParty CallID, ConnectedParty DeviceIDType, and ConnectedPartyDeviceID floating fields in the floating part of the message.	USHORT	2
SecondaryDevice IDType	The type of device ID in the SecondaryDeviceID floating field.	USHORT	2
SecondaryCallID	The Call ID value assigned to the secondary call by the peripheral or Unified CCE.	UINT	4
ControllerDeviceType	The type of device ID in the ControllerDeviceID floating field.	USHORT	2
AddedPartyDeviceType	The type of device ID in the AddedPartyDeviceID floating field.	USHORT	2
LocalConnectionState	The state of the local end of the connection.	USHORT	2
EventCause	A reason for the occurrence of the event.	USHORT	2
Floating Part			
Field Name	Value	Data Type	Max. Size
PrimaryDeviceID	The device ID of the device associated with the primary call connection.	STRING	64

SecondaryDeviceID	The device ID of the device associated with the secondary call connection.	STRING	64
ControllerDeviceID (optional)	The device ID of the conference controller device.	STRING	64
AddedPartyDeviceID (optional)	The device ID of the device added to the call.	STRING	64
ConnectedPartyCallID (optional)	The Call ID value assigned to one of the conference call parties. There may be more than one Connected Party CallID field in the message (see NumParties).	UINT	4
ConnectedPartyDevice IDType (optional)	The type of device ID in the following ConnectedParty DeviceID floating field. There may be more than one Connected PartyDevice IDType field in the message (see NumParties). This field always immediately follows the corresponding Connected PartyCallID field.	USHORT	2
ConnectedParty DeviceID (optional)	The device identifier of one of the conference call parties. There may be more than one ConnectedParty DeviceID field in the message (see NumParties). This field always immediately follows the corresponding Connected PartyDeviceIDType field.	STRING	64

Related Topics

[CALL_DELIVERED_EVENT](#), on page 66

[DeviceIDType Values](#), on page 352

[EventCause Values](#), on page 348

[LineType Values](#), on page 356

[LocalConnectionState Values](#), on page 347

[PeripheralType Values](#), on page 346

[Special Values](#), on page 327

CALL_TRANSFERRED_EVENT

The CTI Server may send a CALL_TRANSFERRED_EVENT message to the CTI client when a call is transferred to another destination.

Table 37: CALL_TRANSFERRED_EVENT Message Format

Fixed Part			
Field Name	Value	Data Type	Byte Size
MessageHeader	Standard message header. MessageType = 18.	MHDR	8
MonitorID	The Monitor ID of the device or call monitor that caused this message to be sent to the client, or zero if there is no monitor associated with the event (All Events Service).	UINT	4
PeripheralID	The Unified CCE PeripheralID of the ACD where the call activity occurred.	UINT	4
PeripheralType	The type of the peripheral.	USHORT	2
PrimaryDeviceIDType	The type of device ID in the PrimaryDeviceID floating field.	USHORT	2
PrimaryCallID	The Call ID value assigned to the primary call by the peripheral or Unified CCE.	UINT	4
LineHandle	Identifies the teleset line being used.	USHORT	2
LineType	The type of the teleset line.	USHORT	2

SkillGroupNumber	The number of the agent Skill Group the call is attributed to, as known to the peripheral. May contain the special value NULL_SKILL_GROUP when not applicable or not available. Some ACDs ignore this field and/or use the ACD default; see the list in the CALL_DELIVERED_EVENT section.	UINT	4
SkillGroupID	The SkillGroupID of the agent SkillGroup the call is attributed to. May contain the special value NULL_SKILL_GROUP when not applicable or not available.	UINT	4
SkillGroupPriority	The priority of the skill group, or 0 when skill group priority is not applicable or not available.	USHORT	2
NumParties	The number of active connections associated with this conference call, up to a maximum of 16. This value also indicates the number of ConnectedParty CallID, ConnectedParty DeviceID Type, and ConnectedParty DeviceID floating fields in the floating part of the message.	USHORT	2
SecondaryDevice IDType	The type of device ID in the SecondaryDeviceID floating field.	USHORT	2
SecondaryCallID	The Call ID value assigned to the secondary call by the peripheral or Unified CCE.	UINT	4

TransferringDeviceType	The type of device ID in the TransferringDeviceID floating field.	USHORT	2
TransferredDeviceType	The type of device ID in the TransferredDeviceID floating field.	USHORT	2
LocalConnectionState	The state of the local end of the connection.	USHORT	2
EventCause	A reason for the occurrence of the event.	USHORT	2
Floating Part			
Field Name	Value	Data Type	Max. Size
PrimaryDeviceID	The device ID of the device associated with the primary call connection.	STRING	64
SecondaryDeviceID	The device ID of the device associated with the secondary call connection.	STRING	64
TransferringDeviceID (optional)	The device ID of the device that transferred the call.	STRING	64
TransferredDeviceID (optional)	The device ID of the device to which the call was transferred.	STRING	64
ConnectedPartyCallID (optional)	The Call ID value assigned to one of the call parties. There may be more than one ConnectedPartyCallID field in the message (see NumParties).	UINT	4

ConnectedPartyDevice IDType (optional)	The type of device ID in the following ConnectedParty DeviceID floating field. There may be more than one ConnectedParty DeviceIDType field in the message (see NumParties). This field always immediately follows the corresponding Connected PartyCallID field.	USHORT	2
ConnectedParty DeviceID (optional)	The device identifier of one of the call parties. There may be more than one ConnectedParty Device ID field in the message (see NumParties). This field always immediately follows the corresponding Connected PartyDevice IDType field.	STRING	64

Related Topics

[CALL_DELIVERED_EVENT](#), on page 66

[DeviceIDType Values](#), on page 352

[EventCause Values](#), on page 348

[LineType Values](#), on page 356

[LocalConnectionState Values](#), on page 347

[PeripheralType Values](#), on page 346

[Special Values](#), on page 327

CALL_DIVERTED_EVENT

The CTI Server may send a CALL_DIVERTED_EVENT message to the CTI client when a call is removed from a previous delivery target.

Table 38: CALL_DIVERTED_EVENT Message Format

Fixed Part			
Field Name	Value	Data Type	Byte Size
MessageHeader	Standard message header. MessageType = 19.	MHDR	8

MonitorID	The Monitor ID of the device or call monitor that caused this message to be sent to the client, or zero if there is no monitor associated with the event (All Events Service).	UINT	4
PeripheralID	The Unified CCE PeripheralID of the ACD where the call activity occurred.	UINT	4
PeripheralType	The type of the peripheral.	USHORT	2
ConnectionDeviceIDType	The type of device ID in the ConnectionDeviceID floating field.	USHORT	2
ConnectionCallID	The Call ID value assigned to this call by the peripheral or Unified CCE.	UINT	4
ServiceNumber	The service that the call is attributed to, as known to the peripheral. May contain the special value NULL_SERVICE when not applicable or not available.	UINT	4
ServiceID	The ServiceID of the service that the call is attributed to. May contain the special value NULL_SERVICE when not applicable or not available.	UINT	4
DivertingDeviceType	The type of device ID in the DivertingDeviceID floating field.	USHORT	2
CalledDeviceType	The type of device ID in the CalledDeviceID floating field.	USHORT	2
LocalConnectionState	The state of the local end of the connection.	USHORT	2
EventCause	A reason for the occurrence of the event.	USHORT	2

Floating Part			
Field Name	Value	Data Type	Max. Size
ConnectionDeviceID	The device ID of the device associated with the connection.	STRING	64
DivertingDeviceID (optional)	The device ID of the device from which the call was diverted.	STRING	64
CalledDeviceID (optional)	The device ID of the device to which the call was diverted.	STRING	64

Related Topics

[ConnectionDeviceIDType Values](#), on page 356

[DeviceIDType Values](#), on page 352

[EventCause Values](#), on page 348

[LocalConnectionState Values](#), on page 347

[PeripheralType Values](#), on page 346

[Special Values](#), on page 327

CALL_SERVICE_INITIATED_EVENT

The CTI Server may send a CALL_SERVICE_INITIATED_EVENT message to the CTI client upon the initiation of telecommunications service (“dial tone”) at the agent’s teletset.

Table 39: CALL_SERVICE_INITIATED_EVENT Message Format

Fixed Part			
Field Name	Value	Data Type	Byte Size
MessageHeader	Standard message header. MessageType = 20.	MHDR	8
MonitorID	The Monitor ID of the device or call monitor that caused this message to be sent to the client, or zero if there is no monitor associated with the event (All Events Service).	UINT	4
PeripheralID	The Unified CCE PeripheralID of the ACD where the call activity occurred.	UINT	4

PeripheralType	The type of the peripheral.	USHORT	2
ConnectionDeviceIDType	The type of device ID in the ConnectionDeviceID floating field.	USHORT	2
ConnectionCallID	The Call ID value assigned to this call by the peripheral or Unified CCE.	UINT	4
LineHandle	Identifies the teletset line being used.	USHORT	2
LineType	The type of the teletset line.	USHORT	2
ServiceNumber	The service that the call is attributed to, as known to the peripheral. May contain the special value NULL_SERVICE when not applicable or not available.	UINT	4
ServiceID	The ServiceID of the service that the call is attributed to. May contain the special value NULL_SERVICE when not applicable or not available.	UINT	4
SkillGroupNumber	The number of the agent SkillGroup the call is attributed to, as known to the peripheral. May contain the special value NULL_SKILL_GROUP when not applicable or not available. Some ACDs ignore this field and/or use the ACD default; see the list in the CALL_DELIVERED_EVENT section.	UINT	4

SkillGroupID	The SkillGroupID of the agent SkillGroup the call is attributed to. May contain the special value NULL_SKILL_GROUP when not applicable or not available.	UINT	4
SkillGroupPriority	The priority of the skill group, or 0 when skill group priority is not applicable or not available.	USHORT	2
CallingDeviceType	The type of the device identifier supplied in the CallingDevice ID floating field.	USHORT	2
LocalConnectionState	The state of the local end of the connection.	USHORT	2
EventCause	A reason for the occurrence of the event.	USHORT	2
Floating Part			
Field Name	Value	Data Type	Max. Size
ConnectionDeviceID	The device ID of the device associated with the connection.	STRING	64
CallingDeviceID (optional)	The device ID of the calling device.	STRING	64
CallReferenceID (optional)	For Unified CCE systems where the Unified CM provides it, this will be a unique call identifier.	UNSPEC	32
COCCConnectionCallID (optional)	If specified, indicates that this call is a call on behalf of a consult call.	UINT	4
COCCallConnection DeviceIDType (optional)	If specified, indicates the type of connection identifier specified in the ConnectionDeviceID floating field for the original call.	USHORT	2

Related Topics

- [CALL_DELIVERED_EVENT](#), on page 66
- [ConnectionDeviceIDType Values](#), on page 356
- [DeviceIDType Values](#), on page 352
- [EventCause Values](#), on page 348
- [LineType Values](#), on page 356
- [LocalConnectionState Values](#), on page 347
- [PeripheralType Values](#), on page 346
- [Special Values](#), on page 327

AGENT_STATE_EVENT

An agent state change (such as logging on or becoming available to handle incoming calls) generates an AGENT_STATE_EVENT message to the CTI client.

Table 40: AGENT_STATE_EVENT Message Format

Fixed Part			
Field Name	Value	Data Type	Byte Size
MessageHeader	Standard message header. MessageType = 30.	MHDR	8
MonitorID	The Monitor ID of the device or call monitor that caused this message to be sent to the client, or zero if there is no monitor associated with the event (All Events Service).	UINT	4
PeripheralID	The PeripheralID of the ACD where the call activity occurred.	UINT	4
SessionID	The CTI client SessionID of the Client_Events session associated with this agent, or zero if no such CTI session is currently open.	UINT	4
PeripheralType	The type of the peripheral.	USHORT	2
SkillGroupState	An AgentState value representing the current state of the associated agent with respect to the indicated Agent Skill Group.	USHORT	2

StateDuration	The number of seconds since the agent entered this state (typically 0).	UINT	4
SkillGroupNumber	The number of the agent SkillGroup affected by the state change, as known to the peripheral. May contain the special value NULL_SKILL_GROUP if not applicable or not available. Some ACDs ignore this field and/or use the ACD default; see the list in the CALL_DELIVERED_EVENT section.	USINT	4
SkillGroupID	The SkillGroupID of the agent SkillGroup affected by the state change. May contain the special value NULL_SKILL_GROUP when not applicable or not available.	UINT	4
SkillGroupPriority	The priority of the skill group, or 0 when skill group priority is not applicable or not available.	USHORT	2
AgentState	An AgentState value representing the current overall state of the associated agent.	USHORT	2
EventReasonCode	A peripheral-specific code indicating the reason for the state change. Note EventReasonCode is supported only for the Not Ready and Logged Off agent states.	USHORT	2
MRDID	Media Routing Domain ID as configured in Unified CCE and the ARM client.	INT	4

NumTasks	The number of tasks currently assigned to the agent – this is the number that Unified CCE compares to the MaxTaskLimit to decide if the agent is available to be assigned additional tasks. This includes active tasks as well as those that are offered, paused, and in wrapup.	UINT	4
AgentMode	The mode that the agent will be in when the login completes. ROUTABLE = 1, NOT ROUTABLE = 0	USHORT	2
MaxTaskLimit	The maximum number of tasks that the agent can be simultaneously working on.	UINT	4
ICMAgentID	The Unified CCE Skill Target ID, a unique agent identifier for Unified CCE.	INT	4

AgentAvailability Status	<p>An agent is Available, or eligible to be assigned a task in this Media Routing Domain if the agent meets all of these conditions:</p> <ul style="list-style-type: none"> • The agent is not in Not Ready state for the Media Routing Domain. • The agent is not working on a non-interruptible task in another Media Routing Domain. • The agent has not reached the maximum task limit for this Media Routing Domain. <p>An available agent is eligible to be assigned a task. Who can assign a task to the agent is determined by whether or not the agent is Routable.</p> <p>An agent is ICM Available in MRD X if he is available in X and Routable with respect to X. An agent is Application Available in MRD X if he is available in X and not Routable with respect to X. Otherwise an agent is Not Available in MRD X.</p> <p>The values are:</p> <ul style="list-style-type: none"> • NOT AVAILABLE = 0 • ICM AVAILABLE = 1 • APPLICATION AVAILABLE = 2 	UINT	4
--------------------------	---	------	---

NumFltSkillGroups	If information for more than one skill group is passed this should be non-zero and indicate the number of floating FltSkillGroupNumber, FltSkillGroupID, FltSkillGroupPriority, and FltSkillGroupState floating fields present in the floating part of the message (up to 99). If 0, a single set of those entities is specified in the fixed part of the message.	USHORT	2
DepartmentID	Department ID of the Agent	INT	4
Floating Part			
Field Name	Value	Data Type	Max. Size
CTIClientSignature (optional)	The Client Signature of the CTI client associated with this agent.	STRING	64
AgentID (optional)	The agent's ACD login ID.	STRING	12
AgentExtension (optional)	The agent's ACD teleset extension.	STRING	16
ActiveTerminal	The selected terminal device name, if any.	STRING	64
AgentInstrument (optional)	The agent's ACD instrument number.	STRING	64
Duration (optional)	If present specifies in seconds the anticipated time in the state specified. This useful for work states to estimate the time before going ready or not ready.	UINT	4
NextAgentState	The next agent state (if known).	USHORT	2

Direction	<p>The direction of the call the agent is currently working on:</p> <ul style="list-style-type: none"> • 0 = None • 1 = In • 2 =Out • 3 = Other In • 4 = Other Out • 5 = OutboundReserve • 6 = OutboundPreview • 7 = OutboundPredictiv 	UINT	4
FltSkillGroupNumber	<p>The number of an agent SkillGroup queue that the call has been added to, as known to the peripheral. May contain the special value NULL_SKILL_GROUP when not applicable or not available. There may be more than one SkillGroupNumber field in the message (see NumSkillGroups).</p>	INT	4
FltSkillGroupID	<p>The Unified CCE SkillGroupID of the agent SkillGroup queue that the call has been added to. May contain the special value NULL_SKILL_GROUP when not applicable or not available. There may be more than one SkillGroupID field in the message (see NumSkillGroups). This field always immediately follows the corresponding SkillGroupNumber field.</p>	UINT	4

FltSkillGroup Priority	The priority of the skill group, or 0 when skill group priority is not applicable or not available. There may be more than one SkillGroupPriority field in the message (see NumSkillGroups). This field always immediately follows the corresponding SkillGroupID field.	USHORT	2
FltSkillGroupState	An AgentState value representing the current state of the associated agent with respect to the skill group. There may be more than one SkillGroupState field in the message (see NumSkillGroups). This field always immediately follows the corresponding SkillGroupPriority field.	USHORT	2
MaxBeyondTaskLimit	The maximum number of tasks that the agent can simultaneously be working on after reaching maximum task limit.	UINT	4

Related Topics

[AgentState Values](#), on page 344

[CALL_DELIVERED_EVENT](#), on page 66

[PeripheralType Values](#), on page 346

[Special Values](#), on page 327

CALL_REACHED_NETWORK_EVENT

The CTI Server may send a CALL_REACHED_NETWORK_EVENT message to the CTI client when an outbound call is connected to another network.

Table 41: CALL_REACHED_NETWORK_EVENT Message Format

Fixed Part			
Field Name	Value	Data Type	Byte Size
MessageHeader	Standard message header. MessageType = 34.	MHDR	8

MonitorID	The Monitor ID of the device or call monitor that caused this message to be sent to the client, or zero if there is no monitor associated with the event (All Events Service).	UINT	4
PeripheralID	The Unified CCE PeripheralID of the ACD where the call activity occurred.	UINT	4
PeripheralType	The type of the peripheral.	USHORT	2
ConnectionDevice IDType	The type of device ID in the ConnectionDeviceID floating field.	USHORT	2
ConnectionCallID	The Call ID value assigned to this call by the peripheral or Unified CCE.	UINT	4
LineHandle	This field identifies the teletype line used, if known. Otherwise this field is set to 0xffff.	USHORT	2
LineType	Indicates the type of the teletype line given in the LineHandle field.	USHORT	2
TrunkUsedDevice Type	The type of device ID in the TrunkUsedDeviceID floating field.	USHORT	2
CalledDeviceType	The type of device ID in the CalledDeviceID floating field.	USHORT	2
LocalConnectionState	The state of the local end of the connection.	USHORT	2
EventCause	A reason for the occurrence of the event.	USHORT	2
Floating Part			
Field Name	Value	Data Type	Max. Size
ConnectionDeviceID	The device ID of the device associated with the connection.	STRING	64

TrunkUsedDeviceID (optional)	The device ID of the selected trunk.	STRING	64
CalledDeviceID (optional)	The device ID of the called device.	STRING	64
TrunkNumber (optional)	The number representing a trunk.	UINT	4
TrunkGroup Number (optional)	The number representing a trunk group.	UINT	4

Related Topics

[ConnectionDeviceIDType Values](#), on page 356

[DeviceIDType Values](#), on page 352

[EventCause Values](#), on page 348

[LocalConnectionState Values](#), on page 347

[PeripheralType Values](#), on page 346

CALL_QUEUED_EVENT

The CTI Server may send a CALL_QUEUED_EVENT message to the CTI client when a call is placed in a queue pending the availability of some resource.

Table 42: CALL_QUEUED_EVENT Message Format

Fixed Part			
Field Name	Value	Data Type	Byte Size
MessageHeader	Standard message header. MessageType = 21.	MHDR	8
MonitorID	The Monitor ID of the device or call monitor that caused this message to be sent to the client, or zero if there is no monitor associated with the event (All Events Service).	UINT	4
PeripheralID	The Unified CCE PeripheralID of the ACD where the call activity occurred.	UINT	4
PeripheralType	The type of the peripheral.	USHORT	2
ConnectionDevice IDType	The type of device ID in the ConnectionDeviceID floating field.	USHORT	2

ConnectionCallID	The Call ID value assigned to this call by the peripheral or Unified CCE.	UINT	4
ServiceNumber	The service that the call is attributed to, as known to the peripheral. May contain the special value NULL_SERVICE when not applicable or not available.	UINT	4
ServiceID	The ServiceID of the service that the call is attributed to. May contain the special value NULL_SERVICE when not applicable or not available.	UINT	4
QueueDeviceType	The type of device ID in the QueueDeviceID floating field.	USHORT	2
CallingDeviceType	The type of device ID in the CallingDeviceID floating field.	USHORT	2
CalledDeviceType	The type of device ID in the CalleDeviceID floating field.	USHORT	2
LastRedirect DeviceType	The type of device ID in the LastRedirectDeviceID floating field.	USHORT	2
NumQueued	The number of calls in the queue for this service.	USHORT	2
NumSkillGroups	The number of Skill Group queues that the call has queued to, up to a maximum of 20. This value also indicates the number of Skill GroupNumber, Skill GroupID, and SkillGroupPriority floating fields in the floating part of the message.	USHORT	2

LocalConnection State	The state of the local end of the connection.	USHORT	2
EventCause	A reason for the occurrence of the event.	USHORT	2
Floating Part			
Field Name	Value	Data Type	Max. Size
ConnectionDevice ID	The device ID of the device associated with the connection.	STRING	64
QueueDeviceID (optional)	The device ID of the queuing device.	STRING	64
CallingDeviceID (optional)	The device ID of the calling device.	STRING	64
CalledDeviceID (optional)	The device ID of the called device.	STRING	64
LastRedirectDevice ID (optional)	The device ID of the redirecting device.	STRING	64
SkillGroupNumber	The number of an agent SkillGroup queue that the call has been added to, as known to the peripheral. May contain the special value NULL_SKILL_GROUP when not applicable or not available. There may be more than one SkillGroup Number field in the message (see NumSkillGroups). Some ACDs ignore this field and/or use the ACD default; see the list in the CALL_DELIVERED_EVENT section.	INT	4

SkillGroupID	The Unified CCE SkillGroupID of the agent SkillGroup queue that the call has been added to. May contain the special value NULL_SKILL_GROUP when not applicable or not available. There may be more than one SkillGroupID field in the message (see NumSkill Groups). This field always immediately follows the corresponding SkillGroupNumber field.	UINT	4
SkillGroupPriority	The priority of the skill group, or 0 when skill group priority is not applicable or not available. There may be more than one SkillGroup Priority field in the message (see NumSkillGroups). This field always immediately follows the corresponding SkillGroupID field.	USHORT	2

Related Topics

- [CALL_DELIVERED_EVENT](#), on page 66
- [ConnectionDeviceIDType Values](#), on page 356
- [DeviceIDType Values](#), on page 352
- [EventCause Values](#), on page 348
- [LocalConnectionState Values](#), on page 347
- [PeripheralType Values](#), on page 346
- [Special Values](#), on page 327

CALL_DEQUEUED_EVENT

The CTI Server may send a CALL_DEQUEUED_EVENT message to the CTI client when a call is removed from a queue.

Table 43: CALL_DEQUEUED_EVENT Message Format

Fixed Part			
Field Name	Value	Data Type	Byte Size

MessageHeader	Standard message header. MessageType = 86.	MHDR	8
MonitorID	The Monitor ID of the device or call monitor that caused this message to be sent to the client, or zero if there is no monitor associated with the event (All Events Service).	UINT	4
PeripheralID	The Unified CCE PeripheralID of the ACD where the call activity occurred.	UINT	4
PeripheralType	The type of the peripheral.	USHORT	2
ConnectionDeviceIDType	The type of device ID in the ConnectionDeviceID floating field.	USHORT	2
ConnectionCallID	The Call ID value assigned to this call by the peripheral or Unified CCE.	UINT	4
QueueDeviceType	Indicates the type of device identifier supplied in the QueueDeviceID floating field.	USHORT	2
ServiceNumber	The service that the call is attributed to, as known to the peripheral. May contain the special value NULL_SERVICE when not applicable or not available.	UINT	4
ServiceID	The ServiceID of the service that the call is attributed to. May contain the special value NULL_SERVICE when not applicable or not available.	UINT	4
NumQueued	The number of calls remaining in the queue for this service.	USHORT	2

NumSkillGroups	The number of Skill Group queues that the call has been removed from, up to a maximum of 20. This value also indicates the number of SkillGroupNumber, Skill GroupID, and SkillGroup Priority floating fields in the floating part of the message. A zero value indicates that the call has been implicitly removed from all queues.	USHORT	2
LocalConnection State	The state of the local end of the connection.	USHORT	2
EventCause	A reason for the occurrence of the event.	USHORT	2
Floating Part			
Field Name	Value	Data Type	Max. Size
Connection DeviceID	The device ID of the device associated with the connection.	STRING	64
SkillGroup Number	The number of an agent Skill Group queue that the call has been removed from, as known to the peripheral. May contain the special value NULL_SKILL_GROUP when not applicable or not available. There may be more than one SkillGroupNumber field in the message (see NumSkillGroups). Some ACDs ignore this field and/or use the ACD default; see the list in the CALL_DELIVERED_EVENT section.	UINT	4

SkillGroupID	The SkillGroupID of the agent SkillGroup queue that the call has been removed from. May contain the special value NULL_SKILL_GROUP when not applicable or not available. There may be more than one SkillGroupID field in the message (see NumSkillGroups). This field always immediately follows the corresponding SkillGroup Number field.	UINT	4
SkillGroupPriority	The priority of the skill group, or 0 when skill group priority is not applicable or not available. There may be more than one SkillGroup Priority field in the message (see NumSkillGroups). This field always immediately follows the corresponding SkillGroupID field.	USHORT	2

Related Topics

- [CALL_DELIVERED_EVENT](#), on page 66
- [ConnectionDeviceIDType Values](#), on page 356
- [DeviceIDType Values](#), on page 352
- [EventCause Values](#), on page 348
- [LocalConnectionState Values](#), on page 347
- [PeripheralType Values](#), on page 346
- [Special Values](#), on page 327

CALL_ATTRIBUTE_CHANGE_EVENT

Changes to certain key attributes of the call will generate a CALL_ATTRIBUTE_CHANGE_EVENT to the client.

Table 44: CALL_ATTRIBUTE_CHANGE_EVENT Message Format

Fixed Part			
Field Name	Value	Data Type	Byte Size
MessageHeader	Standard message header.	MHDR	8

MonitorID	Always 0	UINT	4
PeripheralID (CRS_PERIPHERAL_ID for ICD)	The ICM PeripheralID of the ACD where the call is located.	UINT	4
PeripheralType (PT_CRS or PT_IPCC)	The type of the peripheral.	USHORT	2
ConnectionDeviceIDType	Indicates the type of the connection identifier supplied in the ConnectionDeviceID floating field.	USHORT	4
CallTypeID	The ICM call type of the call. May be 0 if not changed.	UINT	4
ServiceNumber	The Peripheral Number of Service of the call. May be 0 if not changed.	UINT	4
Floating Part			
Field Name	Value	Data Type	Max. Size
ConnectionDeviceID (Optional)	The identifier of the connection between the call and the device.	STRING	64

AGENT_PRE_CALL_EVENT

An AGENT_PRE_CALL_EVENT message is generated when a call or task is routed to Enterprise Agent. The message contains the call context data that is assigned to the call after it arrives at the agent's desktop. Unlike the translation route event message, which is only sent to All Event clients, the AGENT_PRE_CALL_EVENT message is also sent to the targeted Client Events client, if any. Typically, the AGENT_PRE_CALL_EVENT message is received before the BEGIN_CALL_EVENT announcing the arrival of the call at the agent's device. Application developers should note that it is possible, but not typical, for the call to arrive at the agent and to receive a BEGIN_CALL_EVENT message and other call event messages for the call before the AGENT_PRE_CALL_EVENT message is received.

Table 45: AGENT_PRE_CALL_EVENT Message Format

Fixed Part			
Field Name	Value	Data Type	Byte Size
MessageHeader	Standard message header. MessageType = 105.	MHDR	8

MonitorID	The Monitor ID of the device monitor that caused this message to be sent to the client, or zero if there is no monitor associated with the event (All Events Service).	UINT	4
NumNamed Variables	The number of NamedVariable floating fields present in the floating part of the message.	USHORT	2
NumNamedArrays	The number of NamedArray floating fields present in the floating part of the message.	USHORT	2
ServiceNumber	The service that the call is attributed to, as known to the peripheral. May contain the special value NULL_SERVICE when not applicable or not available.	UINT	4
ServiceID	The Unified CCE ServiceID of the service that the call is attributed to. May contain the special value NULL_SERVICE when not applicable or not available.	UINT	4
SkillGroupNumber	The number of the agent Skill Group the call is attributed to, as known to the peripheral. May contain the special value NULL_SKILL_GROUP when not applicable or not available. Some ACDs ignore this field and/or use the ACD default; see the list in the CALL_DELIVERED_EVENT section.	UINT	4

SkillGroupID	The SkillGroupID of the agent SkillGroup the call is attributed to. May contain the special value NULL_SKILL_GROUP when not applicable or not available.	UINT	4
SkillGroupPriority	The priority of the skill group, or 0 when skill group priority is not applicable or not available.	USHORT	2
MRDID	Media Routing Domain ID as configured in Unified CCE and the ARM client.	INT	4
AgentSkillTargetID	The skill target ID of the agent to whom the task or call will be routed.	UINT	4
Floating Part			
Field Name	Value	Data Type	Max. Size
AgentInstrument	The agent instrument that the call will be routed to.	STRING	64
RouterCallKeyDay	Together with the RouterCallKeyCallID field forms the unique 64-bit key for locating this call's records in the Unified CCE.	UINT	4
RouterCallKey CallID	The call key created by Unified CCE. Unified CCE resets this counter at midnight.	UINT	4
RouterCallKey SequenceNumber	Together with RouterCallKeyDay and RouterCallKeyCallID fields forms the TaskID.	UINT	4
ANI (optional)	The calling line ID of the caller.	STRING	40
UserToUserInfo (optional)	The ISDN user-to-user information element.	UNSPEC	131

DialedNumber (optional)	The number dialed.	STRING	40
CallerEnteredDigits (optional)	The digits entered by the caller in response to IVR prompting.	STRING	40
FltCallTypeID (optional)	If present, shows the call type of the call.	UINT	4
PreCallInvokeID (optional)	If present, specifies the invoke of the PreCall related to this event.	UNIT	4
CallVariable1 (optional)	Call-related variable data.	STRING	41
...
CallVariable10 (optional)	Call-related variable data.	STRING	41
NamedVariable (optional)	Call-related variable data that has a variable name defined in the Unified CCE. There may be an arbitrary number of Named Variable and NamedArray fields in the message, subject to a combined total limit of 2000 bytes.	NAMED VAR	251
NamedArray (optional)	Call-related variable data that has an array variable name defined in the Unified CCE. There may be an arbitrary number of Named Variable and NamedArray fields in the message, subject to a combined total limit of 2000 bytes.	NAMED ARRAY	252
AgentID (optional)	The agent ID of the agent to whom the task or call will be routed.	STRING	12
ProtocolReferenceGUID (Optional)	Protocol Call Reference GUID for Agent Services	STRING	40
NumOfEnabledServices (Optional)	The number of services enabled for this call.	USHORT	2

FltEnabledServices (Optional)	List of services enabled for the agent. The size of it is determined by the NumOfEnabledServices. service types are:- 1. 01 - Agent_Answers 2. 02 - Agent_Call_Transcription	USHORT *NumOfEnabledServices	2* NumOfEnabledServices
CcaiConfigId (Optional)	The config ID created by the AI service	STRING	40

Related Topics

[CALL_DELIVERED_EVENT](#), on page 66

[NAMEDVAR Data Type](#), on page 29

[NAMEDARRAY Data Type](#), on page 30

[Special Values](#), on page 327

AGENT_PRE_CALL_ABORT_EVENT

An AGENT_PRE_CALL_ABORT_EVENT message is generated when a call or task that was previously announced via an AGENT_PRE_CALL_EVENT cannot be routed as intended (due to a busy or other error condition detected during call routing) to Enterprise Agent. The AGENT_PRE_CALL_ABORT_EVENT message is sent to the to ALL_EVENTS client.

Table 46: AGENT_PRE_CALL_ABORT_EVENT Message Format

Fixed Part			
Field Name	Value	Data Type	Max. Size
MessageHeader	Standard message header. MessageType = 106.	MHDR	8
MonitorID	The Monitor ID of the device monitor that caused this message to be sent to the client, or zero if there is no monitor associated with the event (All Events Service).	UINT	4
MRDID	Media Routing Domain ID as configured in Unified CCE and the ARM client.	INT	4
Floating Part			

Field Name	Value	Data Type	Max. Size
AgentInstrument	The agent instrument that the call was to have been routed to.	STRING	64
RouterCallKeyDay	Together with the RouterCall KeyCallID field forms the unique 64-bit key for locating this call's records in the Unified CCE.	UINT	4
RouterCallKey CallID	The call key created by Unified CCE. Unified CCE resets this counter at midnight.	UINT	4
RouterCallKey SequenceNumber	Together with RouterCallKeyDay and RouterCallKeyCallID fields forms the TaskID.	UINT	4

RTP_STARTED_EVENT

The RTP_STARTED_EVENT message indicates that an RTP media stream has been started. There are two media streams for audio media so there will be two RTP Started events, one indicating the input has started (i.e. the phone is listening) and the other that the output has started (i.e. the outgoing media from the agent phone has begun).

The RTP_STARTED_EVENT message will generally come up at the same time as the established event. It also occurs when a call is retrieved from being on hold, and when the transfer or conference operations are completed.

There is no guarantee of order of the RTP started events in relationship to the established and retrieved events. The RTP started events may occur before or after the established event.

Table 47: RTP_STARTED_EVENT Message Format

Fixed Part			
Field Name	Value	Data Type	Byte Size
MessageHeader	Standard message header. MessageType = 116.	MHDR	8
MonitorID	The Monitor ID of the device or call monitor that caused this message to be sent to the client, or zero if there is no monitor associated with the event (All Events Service).	UINT	4

PeripheralID	The PeripheralID of the ACD where the device is located.	UINT	4
ClientPort	The TCP/IP port number of the CTI Client connection.	UINT	4
Direction	The direction of the event. One of the following values: 0: Input; 1: Output; 2: Bi-directional.	USHORT	2
RTPTYPE	The type of the event. One of the following values: 0: Audio; 1: Video; 2: Data.	USHORT	2
BitRate	The media bit rate, used for g.723 payload only.	UINT	4
EchoCancellation	on/off	USHORT	2
PacketSize	In milliseconds.	UINT	4
PayloadType	The audio codec type.	USHORT	2
ConnectionDeviceIDType	Indicates the type of the connection identifier supplied in the ConnectionDeviceID floating field.	USHORT	2
ConnectionCallID	The Call ID value assigned to this call by the peripheral or Unified CCE.	UINT	4
Floating Part			
Field Name	Value	Data Type	Max. Size
Connection DeviceID	The identifier of the connection between the call and the device.	STRING	64
ClientAddress	The IP address of the CTI client.	STRING	64

RTP_STOPPED_EVENT

AgentID (optional)	The agent's ACD login ID.	STRING	12
AgentExtension (optional)	The agent's ACD teleset extension.	STRING	16
AgentInstrument (optional)	The agent's ACD instrument number.	STRING	64
SendingAddress	The IP Address that the client is sending the RTP stream to.	STRING	64
SendingPort	The UDP port number that the client is sending the RTP Stream to.	UINT	4

RTP_STOPPED_EVENT

The RTP_STOPPED_EVENT message indicates that an RTP media has been stopped. There are two media streams for audio media so there will be two RTP Stopped events, one indicating the input has started (i.e. the phone is not listening) and the other that the output has started (i.e. the outgoing media from the agent phone has stopped).

The RTP_STOPPED_EVENT will be received when the call is placed on hold, and when the call disconnects.

Table 48: RTP_STOPPED_EVENT Message Format

Fixed Part			
Field Name	Value	Data Type	Byte Size
MessageHeader	Standard message header. MessageType = 117.	MHDR	8
MonitorID	The Monitor ID of the device or call monitor that caused this message to be sent to the client, or zero if there is no monitor associated with the event (All Events Service).	UINT	4
PeripheralID	The Unified CCE PeripheralID of the ACD where the device is located.	UINT	4
ClientPort	The TCP/IP port number of the CTI Client connection that was closed.	UINT	4

Direction	The direction of the event. One of the following values: 0: Input; 1: Output; 2: Bi-directional.	USHORT	2
ConnectionDevice IDType	Indicates the type of the connection identifier supplied in the ConnectionDeviceID floating field.	USHORT	2
ConnectionCallID	The Call ID value assigned to this call by the peripheral or Unified CCE.	UINT	4
Floating Part			
Field Name	Value	Data Type	Max. Size
ConnectionDevice ID	The identifier of the connection between the call and the device.	STRING	64
ClientAddress	The IP address of the CTI client.	STRING	64
AgentID (optional)	The agent's ACD login ID.	STRING	12
AgentExtension (optional)	The agent's ACD teleaset extension.	STRING	16
AgentInstrument (optional)	The agent's ACD instrument number.	STRING	64
SendingAddress	The IP Address that the client is sending the RTP stream to.	STRING	64
SendingPort	The UDP port number that the client is sending the RTP Stream to.	UINT	4

NETWORK_RECORDING_STARTED_EVENT

This message will be sent by a CTI server to clients indicating start of recording at recording server.

Table 49: NETWORK_RECORDING_STARTED_EVENT

Field Name	Value	Data Type	Byte Size
Fixed Part			
MessageHeader	Standard message header. MessageType = 272.	MHDR	8
MonitorID	The Monitor ID of the device or call monitor that sent this message to the client. It can also be zero if there is no monitor associated with the event (All Events Service).	UINT	4
PeripheralID	The PeripheralID of the ACD where the call is located.	UINT	4
ConnectionCallID	The Call ID value assigned to this call by the peripheral or Unified CCE.	UINT	4
ConnectionDeviceIDType	Indicates the type of the connection identifier supplied in the ConnectionDeviceID floating field.	USHORT	2
RecordingDeviceType	The type of device ID in the RecordingDeviceID floating field.	USHORT	2
Floating Part			
ConnectionDeviceID	The identifier of the connection between the call and the device	STRING	64
RecordingDeviceID (Optional)	The device ID of the device on which recording is started.	STRING	64

NETWORK_RECORDING_ENDED_EVENT

This message will be sent by a CTI server to clients indicating recording ended at recording server.

Recording End is signaled either by Network Recording End event or by Call Cleared Event

Table 50: NETWORK_RECORDING_ENDED_EVENT

Field Name	Value	Data Type	Byte Size
Fixed Part			
MessageHeader	Standard message header. MessageType = 273.	MHDR	8

Field Name	Value	Data Type	Byte Size
MonitorID	The Monitor ID of the device or call monitor that sent this message to the client. It can also be zero if there is no monitor associated with the event (All Events Service).	UINT	4
PeripheralID	The PeripheralID of the ACD where the call is located.	UINT	4
ConnectionCallID	The Call ID value assigned to this call by the peripheral or Unified CCE.	UINT	4
ConnectionDeviceIDType	Indicates the type of the connection identifier supplied in the ConnectionDeviceID floating field.	USHORT	2
RecordingDeviceType	The type of device ID in the RecordingDeviceID floating field.	USHORT	
Floating Part			
ConnectionDeviceID	The identifier of the connection between the call and the device.	STRING	64
RecordingDeviceID (Optional)	The device ID of the device on which recording is ended.	STRING	64

NETWORK_RECORDING_FAILED_EVENT

This message will be sent by a CTI server to clients indicating recording failed at recording server.

Table 51: NETWORK_RECORDING_FAILED_EVENT

Field Name	Value	Data Type	Byte Size
Fixed Part			
MessageHeader	Standard message header. MessageType = 274.	MHDR	8
MonitorID	The Monitor ID of the device or call monitor that sent this message to the client. It can also be zero if there is no monitor associated with the event (All Events Service).	UINT	4
PeripheralID	The PeripheralID of the ACD where the call is located.	UINT	4
ConnectionCallID	The Call ID value assigned to this call by the peripheral or Unified CCE.	UINT	4

Field Name	Value	Data Type	Byte Size
ConnectionDeviceIDType	Indicates the type of the connection identifier supplied in the ConnectionDeviceID floating field.	USHORT	2
RecordingDeviceType	The type of device ID in the RecordingDeviceID floating field.	USHORT	2
RecordFailureCause	A Status Code value specifying the reason of failure. This would be pass-through as received from CUCM on JTAPI.	USHORT	2
Floating Part			
ConnectionDeviceID	The identifier of the connection between the call and the device.	STRING	64
RecordingDeviceID (Optional)	The device ID of the device on which recording is failed.	STRING	64

NETWORK_RECORDING_TARGET_INFO_EVENT

This message will be sent by a CTI server to recording initiator providing info about Recorder.

Table 52: NETWORK_RECORDING_TARGET_INFO_EVENT

Field Name	Value	Data Type	Byte Size
Fixed Part			
MessageHeader	Standard message header. MessageType = 275.	MHDR	8
MonitorID	The Monitor ID of the device or call monitor that sent this message to the client. It can also be zero if there is no monitor associated with the event (All Events Service).	UINT	4
PeripheralID	The PeripheralID of the ACD where the call is located.	UINT	4
ConnectionCallID	The Call ID value assigned to this call by the peripheral or Unified CCE.	UINT	4
ConnectionDeviceIDType	Indicates the type of the connection identifier supplied in the ConnectionDeviceID floating field.	USHORT	2

Field Name	Value	Data Type	Byte Size
RecordingDeviceType	The type of device ID in the RecordingDeviceID floating field.	USHORT	2
RecordingType	The recording type can be: <ul style="list-style-type: none"> • 0: CALL_RECORDING_TYPE_NONE • 1: CALL_RECORDING_TYPE_AUTOMATIC • 2: CALL_RECORDING_TYPE_ABRONLINEAGENT • 3: CALL_RECORDING_TYPE_SRNIPFROMDCE • 4: CALL_RECORDING_TYPE_SRNIPFROMACDN 	USHORT	2
MediaForkingDeviceType	Media Forking Device Type for Gateway Recording. The forking device type can be: <ul style="list-style-type: none"> • 0: CALL_RECORDING_MEDIA_FORKING_DEVICE_TYPE_NONE • 1: CALL_RECORDING_MEDIA_FORKING_DEVICE_TYPE_PHONE • 2: CALL_RECORDING_MEDIA_FORKING_DEVICE_TYPE_GW 	USHORT	2
Floating Part			
ConnectionDeviceID	The identifier of the connection between the call and the device.	STRING	64
RecordingDeviceID (Optional)	The device ID of the device on which recording is started.	STRING	64
RecorderAddress	Recorder address.	STRING	64
TerminalName	Terminal name of the recording device	STRING	64
MediaForkingDeviceName	Forking Device Name for Gateway Recording	STRING	64
ProtocolReferenceGUID	Protocol Call Reference GUID for Gateway Recording	STRING	64

Field Name	Value	Data Type	Byte Size
MediaForkingClusterID	Forking Cluster ID for Gateway Recording	STRING	64
RecorderURI (Optional)	URI of the MultiForking first recorder giving preference to mandatory recorder. Supported from CUCM Release 12.5(1)	STRING	64
RecorderErrorMsg (Optional)	Error message of the MultiForking first recorder giving preference to mandatory recorder. Supported from CUCM Release 12.5(1)	STRING	64
RecorderType(Optional)	<p>Integer which denotes the type of recorder. The recorder type can be:</p> <ul style="list-style-type: none"> • 0: CALL_RECORDING_MEDIA_FORKING_RECORDER_TYPE_UNKNOWN • 1: CALL_RECORDING_MEDIA_FORKING_RECORDER_TYPE_OPTIONAL_RECORDER • 2: CALL_RECORDING_MEDIA_FORKING_RECORDER_TYPE_MANDATORY_RECORDER <p>Supported from CUCM Release 12.5(1)</p>	USHORT	2
RecorderStatus (Optional)	<p>Integer which denotes the type of recorder. The recorder type can be:</p> <ul style="list-style-type: none"> • 0: CALL_RECORDING_MEDIA_FORKING_RECORDER_STATUS_UNKNOWN • 1: CALL_RECORDING_MEDIA_FORKING_RECORDER_STATUS_SUCCESS • 2: CALL_RECORDING_MEDIA_FORKING_RECORDER_STATUS_FAILURE <p>Supported from CUCM Release 12.5(1)</p>	USHORT	2

All Events Service

All Events Service

The All Events service is conceptually similar to the Client Events service, and uses many of the same messages. Unlike the Client Events service, however, the CTI client that has been granted All Events service is associated with a CTI Bridge application. Such a CTI Client receives messages for all call events, not just those associated with a specific teleset. Also, because there is no specific teleset association, this CTI client may receive call events that occur before any agent has been chosen by the peripheral for the call. The following messages describe these additional events.

Table 53: All Events Service Messages

Message	When Sent to CTI Client
CALL_DELIVERED_EVENT	When an inbound ACD trunk is seized.
CALL_TRANSLATION_ROUTE_EVENT	When a call is routed to a peripheral monitored by the PG via a translation route.

CALL_DELIVERED_EVENT

In addition to the Client Events service CALL_DELIVERED_EVENT message, a CTI client with the All Events service may also receive a CALL_DELIVERED_EVENT message when an inbound ACD trunk is seized. The same message format is used in both cases; the LocalConnectionState field distinguishes between the two cases. In this case, the LocalConnectionState is set to LCS_INITIATE.

CALL_TRANSLATION_ROUTE_EVENT

The CTI Server sends a CALL_TRANSLATION_ROUTE_EVENT message to the CTI client when a call is routed to a peripheral monitored by the PG via a translation route. The message contains the call context data that will be assigned to the call after it arrives at the peripheral.

Table 54: CALL_TRANSLATION_ROUTE_EVENT Message Format

Fixed Part			
Field Name	Value	Data Type	Byte Size
MessageHeader	Standard message header. MessageType = 22.	MHDR	8
NumNamedVariables	The number of Named Variable floating fields present in the floating part of the message.	USHORT	2

NumNamedArrays	The number of NamedArray floating fields present in the floating part of the message.	USHORT	2
Floating Part			
Field Name	Value	Data Type	Max. Size
ANI (optional)	The calling line ID of the caller.	STRING	40
UserToUserInfo (optional)	The ISDN user-to-user information element.	UNSPEC	131
DNIS	The DNIS of the expected call.	STRING	32
DialedNumber (optional)	The number dialed.	STRING	40
CallerEnteredDigits (optional)	The digits entered by the caller in response to VRU prompting.	STRING	40
RouterCallKeyDay	Together with the RouterCallKey CallID field forms the unique 64-bit key for locating this call's records in the Unified CCE.	UINT	4
RouterCallKeyCallID	The call key created by Unified CCE. Unified CCE resets this counter at midnight.	UINT	4
RouterCallKey SequenceNumber	Together with RouterCallKeyDay and RouterCallKeyCallID fields forms the TaskID.	UINT	4
CallVariable1 (optional)	Call-related variable data.	STRING	41
...
CallVariable10 (optional)	Call-related variable data.	STRING	41

NamedVariable (optional)	Call-related variable data that has a variable name defined in the Unified CCE. There may be an arbitrary number of Named Variable and NamedArray fields in the message, subject to a combined total limit of 2000 bytes.	NAMED VAR	251
NamedArray (optional)	Call-related variable data that has an array variable name defined in the Unified CCE. There may be an arbitrary number of Named Variable and NamedArray fields in the message, subject to a combined total limit of 2000 bytes.	NAMED ARRAY	252

Related Topics

[NAMEDVAR Data Type](#), on page 29

[NAMEDARRAY Data Type](#), on page 30

Peripheral Monitor Service

Peripheral Monitor service is similar to All Events service, and uses many of the same messages. Unlike All Events service, however, the CTI client that has been granted Peripheral Monitor service must specify for which devices and/or calls it wishes to receive events. The CTI client does this by establishing a separate monitor for each device (Trunk, Trunk Group, or Agent Device) or call. The CTI client can add or remove monitors at any time after it opens the session without closing and re-opening the session or affecting any other established monitors. When a Peripheral Monitor client has multiple monitors that are relevant to an event message, the client receives a corresponding number of event messages. The MonitorID in each event message indicates which monitor is associated with that message. Peripheral Monitor service clients also receive the CALL_TRANSLATION_ROUTE event described in Table 5-28 CALL_TRANSLATION_ROUTE_EVENT Message Format.

Monitors are not preserved across CTI Server failures or client session failures. All monitors that a CTI client creates are automatically terminated when the session is terminated. In addition, call monitors are automatically terminated when the corresponding call ends. CTI clients must re-create monitors when opening a new CTI session following a failure or loss of connection. No messages are received for any events that may have occurred during the intervening time interval.

Table 55: Peripheral Monitor Service Messages

Message	When Sent to CTI Client
MONITOR_START_REQ	When a new monitor is created for a call or device.

MONITOR_STOP_REQ	When a call or device monitor is terminated.
CHANGE_MONITOR_MASK_REQ	When a call and agent state event mask is changed.

Related Topics

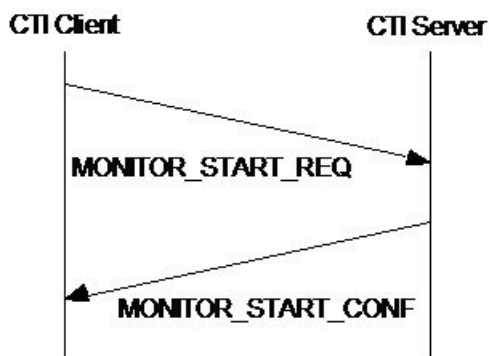
[CALL_TRANSLATION_ROUTE_EVENT](#), on page 123

MONITOR_START_REQ

Use this message to create a new monitor for the given call or device.

This figure depicts the Monitor Start message flow.

Figure 10: Monitor Start Message Flow



This table defines the MONITOR_START_REQ Message Format.

Table 56: MONITOR_START_REQ Message Format

Fixed Part			
Field Name	Value	Data Type	Byte Size
MessageHeader	Standard message header. MessageType = 93.	MHDR	8
InvokeID	An ID for this request message that will be returned in the corresponding confirm message.	UINT	4
PeripheralID	The PeripheralID of the ACD where the call or device to be monitored is located.	UINT	4

Connection CallID	The Call ID value of the call to be monitored. Set this field to zero when creating a monitor for a device.	UINT	4
CallMsgMask	A bitwise combination of the Unsolicited Call Event Message Masks listed in that the CTI client wishes to receive from this monitor.	UINT	4
AgentStateMask	A bitwise combination of Agent State Masks that the CTI client wishes to receive from this monitor.	UINT	4
Connection DeviceIDType	Indicates the type of the device identifier supplied in the ConnectionDeviceID floating field when creating a monitor for a call. Set this field to CONNECTION_ID_NONE when creating a monitor for a device.	USHORT	2
MonitoredDeviceType	Indicates the type of the device identifier supplied in the MonitoredDeviceID floating field when creating a monitor for a device. Set this field to DEVID_NONE when creating a monitor for a call.	USHORT	2
Floating Part			
Field Name	Value	Data Type	Max. Size
ConnectionDeviceID (required for call monitor)	The device identifier of the device associated with the connection.	STRING	64
MonitoredDevice ID (required for device monitor)	The device identifier of the device to be monitored.	STRING	64

When the requested device or call monitor has been created, the CTI Server responds to the CTI client with the MONITOR_START_CONF message.

Table 57: MONITOR_START_CONF Message Format

Field Name	Value	Data Type	Byte Size
MessageHeader	Standard message header. MessageType = 94.	MHDR	8
InvokeID	Set to the same value as the InvokeID from the corresponding request message.	UINT	4
MonitorID	The Monitor ID of the new device or call monitor.	UINT	4

Related Topics

[AgentState Values](#), on page 344

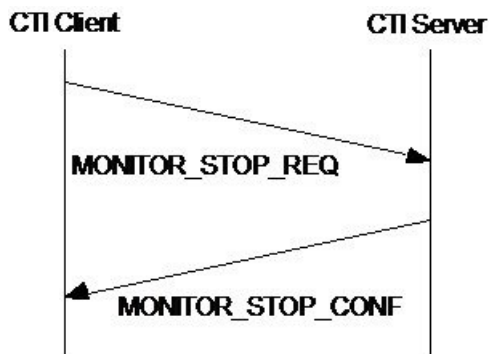
[ConnectionDeviceIDType Values](#), on page 356

[DeviceIDType Values](#), on page 352

MONITOR_STOP_REQ

Use this message to terminate a call or device monitor. This figure depicts the Monitor Stop message flow.

Figure 11: Monitor Stop Message Flow



The following tables define the MONITOR_STOP_REQ and MONITOR_STOP_CONF messages.

Table 58: MONITOR_STOP_REQ Message Format

Field Name	Value	Data Type	Byte Size
MessageHeader	Standard message header. MessageType = 95.	MHDR	8
InvokeID	An ID for this request message, returned in the corresponding confirm message.	UINT	4

MonitorID	The Monitor ID of the device or call monitor to be terminated.	UINT	4
-----------	--	------	---

When the requested device or call monitor has been terminated, the CTI Server responds to the CTI client with the MONITOR_STOP_CONF message.

Table 59: MONITOR_STOP_CONF Message Format

Field Name	Value	Data Type	Byte Size
MessageHeader	Standard message header. MessageType = 96.	MHDR	8
InvokeID	Set to the same value as the InvokeID from the corresponding request message.	UINT	4

CHANGE_MONITOR_MASK_REQ

Use this message to change the call and agent state change event masks used to filter messages from the given call or device monitor. This figure depicts the Change Monitor Mask message flow.

Figure 12: Change Monitor Mask Message Flow

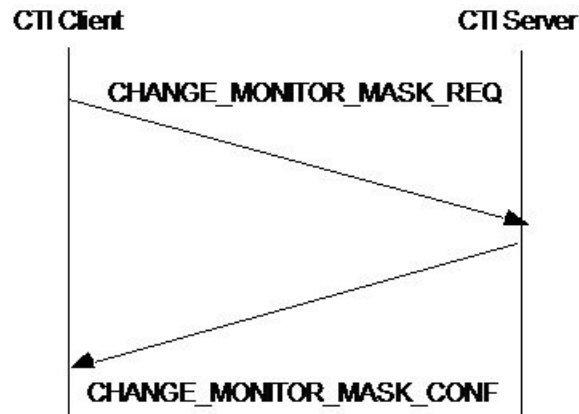


Table 60: CHANGE_MONITOR_MASK_REQ Message Format

Field Name	Value	Data Type	Byte Size
MessageHeader	Standard message header. MessageType = 97.	MHDR	8
InvokeID	An ID for this request message that will be returned in the corresponding confirm message.	UINT	4

MonitorID	The Monitor ID of the device or call monitor whose call and agent state change event masks are to be changed.	UINT	4
CallMsgMask	A bitwise combination of the Unsolicited Call Event Message Masks in that the CTI client wishes to receive from this monitor.	UINT	4
AgentStateMask	A bitwise combination of Agent State Masks that the CTI client wishes to receive from this monitor.	UINT	4

When the requested device or call monitor masks have been updated, the CTI Server responds to the CTI client with the CHANGE_MONITOR_MASK_CONF message.

Table 61: CHANGE_MONITOR_MASK_CONF Message Format

Field Name	Value	Data Type	Byte Size
MessageHeader	Standard message header. MessageType = 98.	MHDR	8
InvokeID	Set to the same value as the InvokeID from the corresponding request message.	UINT	4

Related Topics

[AgentState Values](#), on page 344

Client Monitor Service

The CTI client that has been granted Client Monitor service receives notifications when any other CTI client session is opened or closed. The client may then monitor the activity of any other CTI client session.

Table 62: Client Monitor Service Messages

Message	When Sent to CTI Client
CLIENT_SESSION_OPENED_EVENT	When a new client session opens.
CLIENT_SESSION_CLOSED_EVENT	When a client session closes.
SESSION_MONITOR_START_REQ	When monitoring of a client session starts.
SESSION_MONITOR_STOP_REQ	When monitoring of a client session ends.

CLIENT_SESSION_OPENED_EVENT

This message indicates that a new CTI client session has been opened. One of these messages is sent for each existing CTI client session to the newly opened session, as if those CTI clients had just opened their sessions.

Table 63: CLIENT_SESSION_OPENED_EVENT Message Format

Fixed Part			
Field Name	Value	Data Type	Byte Size
MessageHeader	Standard message header. MessageType = 99.	MHDR	8
SessionID	A value that uniquely identifies the newly opened CTI session.	UINT	4
PeripheralID	If the session was opened for Client Events Service, this field contains the PeripheralID of the ACD specified by the opening client. Otherwise, this field contains the special value 0xFFFFFFFF.	UINT	4
ServicesGranted	A bitwise combination of the CTI Services that the opening client has been granted.	UINT	4
CallMsgMask	A bitwise combination of Unsolicited Call Event Message Masks that were specified by the opening client.	UINT	4
AgentStateMask	A bitwise combination of Agent State Masks that were specified by the opening client.	UINT	4
ClientPort	The TCP/IP port number of the opening CTI client connection.	UINT	4
Floating Part			
Field Name	Value	Data Type	Max. Size
ClientAddress	The IP address of the opening CTI client.	STRING	64

ClientID	The ClientID of the opening CTI client.	STRING	64
ClientSignature	The ClientSignature of the opening CTI client.	STRING	64
AgentExtension (optional)	The AgentExtension specified by the opening client, if any.	STRING	16
AgentID (optional)	The AgentID specified by the opening client, if any.	STRING	12
AgentInstrument (optional)	The AgentInstrument specified by the opening client, if any.	STRING	64

Related Topics

[AgentState Values](#), on page 344

[CTI Service Masks](#), on page 371

CLIENT_SESSION_CLOSED_EVENT

This message indicates that a CTI client session has been terminated.

Table 64: CLIENT_SESSION_CLOSED_EVENT Message Format

Fixed Part			
Field Name	Value	Data Type	Byte Size
MessageHeader	Standard message header. MessageType = 100.	MHDR	8
SessionID	A value that uniquely identified the CTI session that was closed.	UINT	4
PeripheralID	If the session was opened for Client Events Service, this field contains the peripheral ID of the ACD specified by the other client when the session was opened. Otherwise, this field contains the special value 0xFFFFFFFF.	UINT	4
Status	A status code indicating the reason for termination of the session.	UINT	4

ClientPort	The TCP/IP port number of the opening CTI client connection.	UINT	4
Floating Part			
Field Name	Value	Data Type	Max. Size
ClientAddress	The IP address of the other CTI client.	STRING	64
ClientID	The ClientID of the other CTI client.	STRING	64
ClientSignature	The ClientSignature of the other CTI client.	STRING	64
AgentExtension (optional)	The AgentExtension specified by the other CTI client when the session was opened, if any.	STRING	16
AgentID (optional)	The AgentID specified by the other CTI client when the session was opened, if any.	STRING	12
AgentInstrument (optional)	The AgentInstrument specified by the other CTI client when the session was opened, if any.	STRING	64

SESSION_MONITOR_START_REQ

Use this message to initiate monitoring of the given CTI client session. This figure depicts the Session Monitor Start message flow. The SESSION_MONITOR_START_REQ and SESSION_MONITOR_START_CONF messages formats are defined in the tables given in the following.

Figure 13: Session Monitor Start message flow

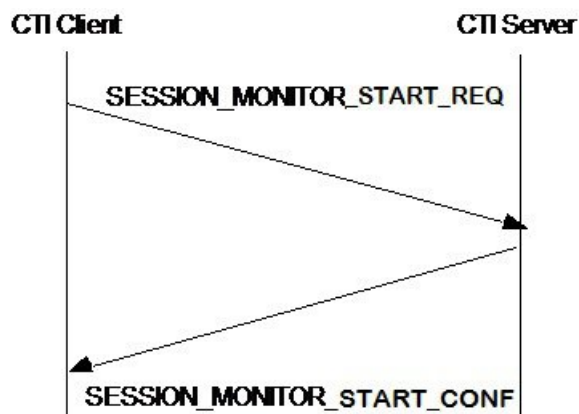


Table 65: SESSION_MONITOR_START_REQ Message Format

Field Name	Value	Data Type	Byte Size
MessageHeader	Standard message header. MessageType =101.	MHDR	8
InvokeID	An ID for this request message that will be returned in the corresponding confirm message.	UINT	4
SessionID	A value that uniquely identifies the CTI session to be monitored.	UINT	4

When the requested session monitor has been created, the CTI Server responds to the CTI client with the SESSION_MONITOR_START_CONF message.

Table 66: SESSION_MONITOR_START_CONF Message Format

Field Name	Value	Data Type	Byte Size
MessageHeader	Standard message header. MessageType = 102.	MHDR	8
InvokeID	Set to the same value as the InvokeID from the corresponding request message.	UINT	4
MonitorID	The Monitor ID of the CTI client session monitor that was created.	UINT	4

SESSION_MONITOR_STOP_REQ

Use this message to terminate monitoring of a CTI client session. This figure depicts the Session Monitor stop message flow.

Figure 14: Session Monitor Stop Message Flow

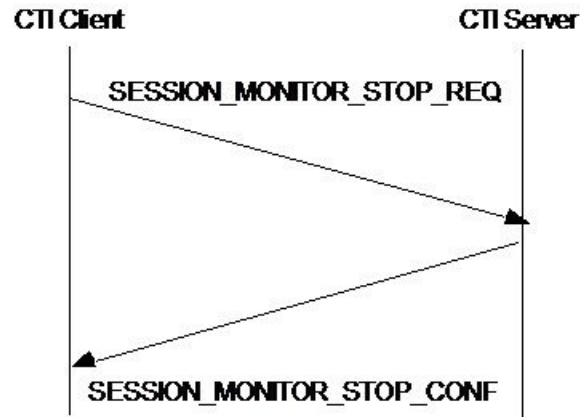


Table 67: SESSION_MONITOR_STOP_REQ Message Format

Field Name	Value	Data Type	Byte Size
MessageHeader	Standard message header. MessageType =103.	MHDR	8
InvokeID	An ID for this request message that will be returned in the corresponding confirm message.	UINT	4
MonitorID	The Monitor ID of the CTI client session monitor to be terminated.	UINT	4

When the requested CTI client session monitor terminates, the CTI Server responds to the CTI client with the SESSION_MONITOR_STOP_CONF message.

Table 68: SESSION_MONITOR_STOP_CONF Message Format

Field Name	Value	Data Type	Byte Size
MessageHeader	Standard message header. MessageType =104.	MHDR	8
InvokeID	Set to the same value as the InvokeID from the corresponding request message.	UINT	4

Supervisor Service

The Supervisor service requests supervisor services when the client opens a CTI session. CTI_SERVICE_SUPERVISOR service type will be used in addition to the existing Service types, and requires CTI_SERVICE_CLIENT_EVENTS to be specified as well.

Supervisor services rely on the configuration of Agent Teams in the Unified CCE. When an agent opens a session with CTI_SERVICE_SUPERVISOR service type requested, the CTI Server will check to see if the agent is configured as a supervisor. If the agent is a supervisor, the CTI Server will open the session and send the OPEN_CONF to the agent. Otherwise, the FAILURE_CONF message with the status code set to E_CTI_FUNCTION_NOT_AVAILABLE will be sent to the requesting client.

The CTI Client that has been granted Supervisor Service receives notifications whenever agent team clients request supervisor assistance or indicate that they are handling an emergency call. The following messages are used by Supervisor Service clients to provide these notifications and to perform agent supervisory functions.

Table 69: Supervisor Service Messages

Message	When Sent to CTI Client
SUPERVISE_CALL_REQ	When a supervisor requests to barge in or intercept a call.
EMERGENCY_CALL_EVENT	When the CTI Server is handling the current call as an emergency call.
AGENT_TEAM_CONFIG_EVENT	When a supervisor adds or changes the list of agent team members.
LIST_AGENT_TEAM_REQ	When a supervisor requests a list of associated agent teams.
MONITOR_AGENT_TEAM_START_REQ	When a supervisor starts monitoring an agent team.
MONITOR_AGENT_TEAM_STOP_REQ	When a supervisor stops monitoring an agent team.

SUPERVISE_CALL_REQ

At any time, for monitoring quality of service, training, etc., a supervisor CTI client may send a SUPERVISE_CALL_REQ message to the CTI Server to request barge-in or interception of a call. At end of such call supervision, a supervisor CTI client should send SUPERVISE_CALL_REQ message with SUPERVISOR_CLEAR as the SupervisorAction value to disconnect the supervisor's device from the call.

The SUPERVISE_CALL_REQ message allows a supervisor CTI Client to supervise an agent's call, either through barge-in or interception. The client may select a specific agent call connection, or may select an agent's currently active call by specifying only the agent:

Table 70: SUPERVISE_CALL_REQ Message Format

Fixed Part			
Field Name	Value	Data Type	Byte Size

MessageHeader	Standard message header. Message Type = 124.	MHDR	8
InvokeID	An ID for this request message that will be returned in the corresponding confirm message.	UINT	4
PeripheralID	The PeripheralID of the ACD where the call is located.	UINT	4
AgentConnection CallID	The Call ID value assigned to the call by the peripheral or Unified CCE. May contain the special value 0xffffffff when selecting the agent's currently active call.	UINT	4
SupervisorConnection CallID	The Call ID value of the supervisor. If there is no supervisor call, this field must be set to 0xffffffff.	UINT	4
AgentConnection DeviceIDType	Indicates the type of the connection identifier supplied in the AgentConnection DeviceID floating field.	USHORT	2
SupervisorConnection DeviceIDType	Indicates the type of the connection identifier supplied in the SupervisorConnection DeviceID floating field.	USHORT	2
SupervisoryAction	A SupervisoryAction value specifying the desired call supervision operation.	USHORT	2
Floating Part			
Field Name	Value	Data Type	Max. Size

AgentConnection DeviceID	The identifier of the connection of the agent call and the agent's device. Either ConnectionCallID and ConnectionDeviceID, or one of AgentExtension, AgentID, or AgentInstrument must be provided.	STRING	64
Supervisor Connection DeviceID	The identifier of the connection of the supervisor call and the supervisor's device. Either Connection CallID and Connection DeviceID, or one of Agent Extension, AgentID, or Agent Instrument must be provided.	STRING	64
AgentExtension	The agent's ACD teletest extension. Either Connection CallID and ConnectionDevice ID, or one of AgentExtension, AgentID, or AgentInstrument must be provided.	STRING	16
AgentID	The agent's ACD login ID. Either ConnectionCallID and ConnectionDeviceID, or one of AgentExtension, AgentID, or AgentInstrument must be provided.	STRING	12
AgentInstrument	The agent's ACD instrument number. Either Connection CallID and ConnectionDevice ID, or one of AgentExtension, AgentID, or AgentInstrument must be provided.	STRING	64

Supervisor Instrument	The supervisor's ACD instrument number. This field is required for clients with ALL EVENTS or PERIPHERAL MONITOR service.	STRING	64
-----------------------	---	--------	----

Table 71: SupervisoryAction Values

SupervisoryAction	Description	Value
SUPERVISOR_CLEAR	The supervisor device is to be disconnected from the call.	0
SUPERVISOR_MONITOR	The supervisor device is to be connected to the call for silent monitoring. This allows the supervisor to hear all parties participating in the call. A field SilentMonitorWarning in the Agent_Desk_Settings table determines if a warning message box will be prompted on agent desktop when silent monitor starts. A field SilentMonitorASudible Indication in the Agent_Desk_Settings table determines if an audible click will be played to the call at beginning of the silent monitor.	1
SUPERVISOR_WHISPER	The supervisor device is to be connected to the call for training or whisper. This allows the supervisor to talk to the agent and the customer will not hear the call.	2
SUPERVISOR_BARGE_IN	The supervisor device is to be connected to the call as an active participant. This allows the supervisor to speak to all parties participating in the call, as in a conference.	3
SUPERVISOR_INTERCEPT	The supervisor device is to be connected to the call as an active participant and the agent connection will be dropped.	4

SUPERVISE_CALL_CONF Message Format

The CTI Server responds to the CTI Client with the SUPERVISE_CALL_CONF message.

Table 72: SUPERVISE_CALL_CONF Message Format

Fixed Part			
Field Name	Value	Data Type	Byte Size
MessageHeader	Standard message header. MessageType = 125.	MHDR	8
InvokeID	Set to the same value as the InvokeID from the corresponding request message.	UINT	4
ConnectionCallID	The Call ID value assigned to the call by the peripheral or Unified CCE.	UINT	4
ConnectionDeviceIDType	Indicates the type of the connection identifier supplied in the ConnectionDeviceID floating field.	USHORT	2
Floating Part			
Field Name	Value	Data Type	Max. Size
ConnectionDevice ID	The identifier of the connection between the call and the agent device that is being supervised.	STRING	64

Related Topics

[ConnectionDeviceIDType Values](#), on page 356

EMERGENCY_CALL_REQ

The EMERGENCY_CALL_REQ message indicates that a CTI Client is handling the indicated call as an emergency call:

Table 73: EMERGENCY_CALL_REQ Message Format

Fixed Part			
Field Name	Value	Data Type	Byte Size
MessageHeader	Standard message header. MessageType = 121.	MHDR	8

InvokeID	An ID for this request message that will be returned in the corresponding confirm message.	UINT	4
PeripheralID	The PeripheralID of the ACD where the call is located.	UINT	4
ConnectionCallID	The Call ID value of the call that the agent needs assistance with. May contain the special value 0xffffffff when there is no related call.	UINT	4
ConnectionDevice IDType	Indicates the type of the connection identifier supplied in the ConnectionDeviceID floating field.	USHORT	2
Floating Part			
Field Name	Value	Data Type	Max. Size
ConnectionDevice ID	The identifier of the connection between the call and the agent's device.	STRING	64
AgentExtension	The agent's ACD teleset extension. For clients with ALL EVENTS or PERIPHERAL MONITOR service, at least one of AgentExtension, AgentID, or AgentInstrument must be provided.	STRING	16
AgentID	The agent's ACD login ID. For clients with ALL EVENTS or PERIPHERAL MONITOR service, at least one of AgentExtension, AgentID, or AgentInstrument must be provided.	STRING	12

AgentInstrument	The agent's ACD instrument number. For clients with ALL EVENTS or PERIPHERAL MONITOR service, at least one of AgentExtension, AgentID, or AgentInstrument must be provided.	STRING	64
-----------------	---	--------	----

EMERGENCY_CALL_CONF Message Format

The CTI Server responds to the CTI Client with the EMERGENCY_CALL_CONF message:

Table 74: EMERGENCY_CALL_CONF Message Format

Fixed Part			
Field Name	Value	Data Type	Byte Size
MessageHeader	Standard message header. MessageType = 122.	MHDR	8
InvokeID	Set to the same value as the InvokeID from the corresponding request message.	UINT	4
ConnectionCallID	The Call ID value assigned to the resulting EmergencyAssist call by the peripheral or Unified CCE.	UINT	4
ConnectionDevice IDType	Indicates the type of the connection identifier supplied in the ConnectionDeviceID floating field.	USHORT	2
LineHandle	This field identifies the teletype line used, if known. Otherwise this field is set to 0xffff.	USHORT	2
LineType	Indicates the type of the teletype line given in the LineHandle field.	USHORT	2
Floating Part			

Field Name	Value	Data Type	Max. Size
ConnectionDevice ID	The identifier of the device connection associated with the new call.	STRING	64

Related Topics

[ConnectionDeviceIDType Values](#), on page 356

[LineType Values](#), on page 356

EMERGENCY_CALL_EVENT

The EMERGENCY_CALL_EVENT message, defined below, notifies bridge clients that an agent is handling the indicated call as an emergency call:

Table 75: EMERGENCY_CALL_EVENT Message Format

Fixed Part			
Field Name	Value	Data Type	Byte Size
MessageHeader	Standard message header. MessageType = 123.	MHDR	8
PeripheralID	The PeripheralID of the ACD where the call is located.	UINT	4
ConnectionCallID	The Call ID value assigned to the call by the peripheral or Unified CCE.	UINT	4
ConnectionDevice IDType	Indicates the type of the connection identifier supplied in the ConnectionDeviceID floating field.	USHORT	2
SessionID	The CTI client SessionID of the CTI client making the notification.	UINT	4
Floating Part			
Field Name	Value	Data Type	Max. Size
ConnectionDevice ID	The identifier of the connection between the call and the agent's device.	STRING	64

ClientID	The ClientID of the client making the notification.	STRING	64
ClientAddress	The IP address of the client making the notification.	STRING	64
AgentExtension	The agent's ACD teletest extension.	STRING	16
AgentID	The agent's ACD login ID.	STRING	12
AgentInstrument	The agent's ACD instrument number.	STRING	64

Related Topics

[ConnectionDeviceIDType Values](#), on page 356

AGENT_TEAM_CONFIG_EVENT

Once a supervisor CTI client session is opened, the CTI Server sends one or more AGENT_TEAM_CONFIG_EVENT messages with the list of team members for that supervisor.

The CTI Server also sends out the AGENT_TEAM_CONFIG_EVENT when any change is made to the agent team configuration.

The AGENT_TEAM_CONFIG_EVENT message contains the list of team members for a supervisor or changes to the team configuration.

Table 76: AGENT_TEAM_CONFIG_EVENT Message Format

Fixed Part			
Field Name	Value	Data Type	Byte Size
MessageHeader	Standard message header. MessageType = 128.	MHDR	8
PeripheralID	The PeripheralID of the CTI Server where the team is located.	UINT	4
TeamID	The agent Team ID.	UINT	4
NumberOfAgents	The number of AgentID, AgentFlag, AgentState, and StateDuration fields present in the floating part of the message, up to a maximum of 64.	USHORT	2

ConfigOperation	The type of agent team configuration change to perform. One of the following values: 0: Restore Permanent Configuration 1: Add Agent 2: Remove Agent	USHORT	2
DepartmentID	Department ID of the Team	INT	4
Floating Part			
Field Name	Value	Data Type	Max. Size
AgentTeamName	Name of the agent team.	STRING	32
AtcAgentID (optional)	The AgentID of a member of the agent team, or SupervisorID of the agent team. There may be more than one AgentID field in the messages (see NumberOfAgents).	STRING	12
AgentFlags (optional)	A set of flags indicating the attributes of the corresponding AgentID. Possible values are: 0x0001: Primary Supervisor; 0x0002: Temporary Agent; 0x0004: Supervisor. (0 flag is for regular agent) There may be more than one AgentFlags field in the message (see NumberOfAgents).	USHORT	2
AtcAgentState	An AgentState value representing the current overall state of the associated agent.	USHORT	2

AtcStateDuration	The number of seconds since the agent entered this state.	UINT	4
------------------	---	------	---

LIST_AGENT_TEAM_REQ

A CTI Supervisor Client could use the LIST_AGENT_TEAM_REQ message to obtain the list of associated agent teams. Once the list of agent teams is obtained, the supervisor could use MONITOR_AGENT_TEAM_START_REQ to start monitoring agent teams. The agent states of the agent team will be send to the requesting supervisor session until a MONITOR_AGENT_TEAM_STOP_REQ is received.

When any change is made to the agent team configuration, an AGENT_TEAM_CONFIG_EVENT will be sending out. If agent team and supervisor mapping are changed (add or remove), an AGENT_TEAM_CONFIG_EVENT will be sending out with AgentFlags set to 0x0004 for supervisor.

The LIST_AGENT_TEAM_REQ message allows a CTI Supervisor Client to obtain the list of agent team that the supervisor can monitor. The list should be pre-configured in the Agent Team Supervisor Table.

Table 77: LIST_AGENT_TEAM_REQ Message Format

Field Name	Value	Data Type	Byte Size
MessageHeader	Standard message header. MessageType = 133.	MHDR	8
InvokeID	An ID for this request message that will be returned in the corresponding confirm message.	UINT	4
SupervisorID	Skill target ID of the requesting supervisor.	UINT	4

The LIST_AGENT_TEAM_CONF message contains the list of agent teams that associated with the requesting supervisor.

Table 78: LIST_AGENT_TEAM_CONF Message Format

Fixed Part			
Field Name	Value	Data Type	Byte Size
MessageHeader	Standard message header. MessageType = 134.	MHDR	8
InvokeID	Same ID as the request message.	UINT	4

NumberOfAgent Teams	The number of TeamID present in the floating part of the message, up to a maximum of 64.	USHORT	2
Segment Number	Indicates the segment number of this message.	USHORT	2
More	Indicates if this message is the last confirmation. (More than one confirmations are sent out if more than 64 Agent Teams are associated with the supervisor). 0: last message; 1: more messages to follow;	USHORT	2
Floating Part			
Field Name	Value	Data Type	Max. Size
TeamID	The agent team ID. There may be more than one TeamID field in the message (see NumberOf AgentTeams).	UINT	4

MONITOR_AGENT_TEAM_START_REQ

The MONITOR_AGENT_TEAM_START_REQ allows a CTI Supervisor Client to start monitoring agent team.

Table 79: MONITOR_AGENT_TEAM_START_REQ Message Format

Field Name	Value	Data Type	Byte Size
MessageHeader	Standard message header. MessageType = 135.	MHDR	8
InvokeID	Set to the same value as the InvokeID from the corresponding request message.	UINT	4
TeamID	The agent team ID.	UINT	4

When the request has been received, the CTI Server responds to the CTI Client with the MONITOR_AGENT_TEAM_START_CONF message.

Table 80: MONITOR_AGENT_TEAM_START_CONF Message Format

Field Name	Value	Data Type	Byte Size
MessageHeader	Standard message header. MessageType = 136.	MHDR	8
InvokeID	Set to the same value as the InvokeID from the corresponding request message.	UINT	4
MonitorID	The Monitor ID.	UINT	4

MONITOR_AGENT_TEAM_STOP_REQ

The MONITOR_AGENT_TEAM_STOP_REQ message allows a CTI Supervisor Client to stop monitoring agent teams.

Table 81: MONITOR_AGENT_TEAM_STOP_REQ Message Format

Field Name	Value	Data Type	Byte Size
MessageHeader	Standard message header. MessageType = 137.	MHDR	8
InvokeID	Set to the same value as the InvokeID from the corresponding request message.	UINT	4
MonitorID	The Monitor ID.	UINT	4

When the request has been received, the CTI Server responds to the CTI Client with the MONITOR_AGENT_TEAM_STOP_CONF message.

Table 82: MONITOR_AGENT_TEAM_STOP_CONF Message Format

Field Name	Value	Data Type	Byte Size
MessageHeader	Standard message header. MessageType = 138.	MHDR	8
InvokeID	Set to the same value as the InvokeID from the corresponding request message.	UINT	4

Call Data Update Service

Unified CCE maintains a set of call variables for each call. Each variable is capable of storing a null terminated string of up to 40 characters (40 variable characters + null termination character = 41 bytes, STRING [41]). When Unified CCE pre-routes a call, it initializes each call variable to either a peripheral-determined value or a null string prior to executing the routing script. Post-routed calls initialize all call variables to peripheral-determined values.

Unified CCE can use the values of the call variables to make routing decisions. The variables may contain additional information about the caller, such as result of a host database query. While routing a call, the Unified CCE routing script may update one or more of the call variables.

A CTI client associated with the call may also set the call variables by using the SET_CALL_DATA_REQ message. When a call terminates, the final values of the call are recorded in the Unified CCE's central database and are available for use in historical reports. CTI clients with the Call Data Update service enabled may set an additional variable, CallWrapupData, for recording additional call information in the Unified CCE's central database. The CTI client has a small amount of time (configurable during Web setup, default is 2 minutes) after the completion of a call to provide the call wrapup data before the call termination record is logged in the Unified CCE.

When one or more call variables are determined by the peripheral, an Unified CCE Peripheral Configuration entry, CallControlVariableMap, determines if a CTI client may override the peripheral-determined setting of each call variable. You can set the value of CallControlVariableMap for each peripheral in Configure Unified CCE. For example, the setting "/CTI = ynnnyyyyyy" allows a CTI client to set call variable 1 and call variables 5 through 10 while preserving the peripheral-determined values of call variables 2 through 4.

Table 83: Call Data Update Service Messages

Message	When Sent to CTI Server
SET_CALL_DATA_REQ	To set call variables and/or call wrapup data.
RELEASE_CALL_REQ	To indicate that you are finished with a call and that all call variable and call wrapup updates have been made.
SET_DEVICE_ATTRIBUTES_REQ	To set the default service, skill group, and call type information associated with a calling device that is defined in the Unified CCE Dialer_Port_Map database table.

SET_CALL_DATA_REQ

Send this message to the CTI Server to set one or more call variables and/or call wrapup data. The combination of ConnectionCallID, ConnectionDeviceIDType, and ConnectionDeviceID uniquely identify the call to be operated upon. Variables not provided in the message are not affected. This figure depicts the Set Call Data message flow

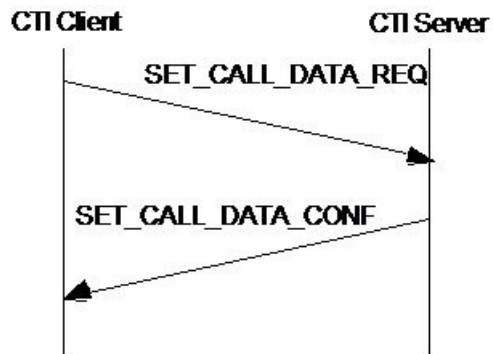


Table 84: SET_CALL_DATA_REQ Message Format

Fixed Part			
Field Name	Value	Data Type	Byte Size
MessageHeader	Standard message header. MessageType = 26.	MHDR	8
InvokeID	An ID for this request message that will be returned in the corresponding confirm message.	UINT	4
PeripheralID	The PeripheralID of the ACD where the call is located.	UINT	4
ConnectionDevice IDType	Indicates the type of the connection identifier supplied in the ConnectionDeviceID floating field.	USHORT	2
ConnectionCallID	The Call ID value assigned to the call by the peripheral or Unified CCE.	UINT	4
NumNamed Variables	The number of NamedVariable floating fields present in the floating part of the message.	USHORT	2
NumNamedArrays	The number of NamedArray floating fields present in the floating part of the message.	USHORT	2

CallType	The general classification of the call type.	USHORT	2
CalledParty Disposition	Indicates the disposition of called party.	USHORT	2
CampaignID	Campaign ID for value that appears in the Agent Real Time table. Set to zero if not used.	UINT	4
QueryRuleID	Query rule ID for value that appears in the Agent Real Time table. Set to zero if not used.	UINT	4
Floating Part			
Field Name	Value	Data Type	Max. Size
ConnectionDevice ID	The identifier of the connection between the call and the device.	STRING	64
ANI (optional)	The calling line ID of the caller.	STRING	40
UserToUserInfo (optional)	The ISDN user-to-user information element.	UNSPEC	131
CallerEnteredDigits (optional)	The digits entered by the caller in response to IVR prompting.	STRING	40
CallVariable1 (optional)	Call-related variable data.	STRING	41
...
CallVariable10 (optional)	Call-related variable data.	STRING	41
CallWrapupData (optional)	Call-related wrapup data.	STRING	40
NamedVariable (optional)	Call-related variable data that has a variable name defined in the Unified CCE. There may be an arbitrary number of Named Variable and NamedArray fields in the message, subject to a combined total limit of 2000 bytes.	NAMED VAR	251

NamedArray (optional)	Call-related variable data that has an array variable name defined in the Unified CCE. There may be an arbitrary number of Named Variable and NamedArray fields in the message, subject to a combined total limit of 2000 bytes.	NAMED ARRAY	252
CustomerPhone Number (optional)	Customer phone number for value that appears in the Agent Real Time table.	STRING	20
CustomerAccount Number (optional)	Customer Account Number for value that appears in the Agent Real Time table.	STRING	32
RouterCallKeyDay (optional)	If specified, allows setting of the router call keyday.	UINT	4
RouterCallKey CallID	If specified, allows setting of theRouterCallKeyID.	UINT	4
RouterCallKey SequenceNumber	If specified, allows setting of the RouterCallKeySequenceNumber.	UINT	4
CallOriginated From	Dialer Only 'D'. Tags a call as being originated from the dialer.	UCHAR	1

When the requested call variables have been updated and the new values are guaranteed to remain set should the CTI session be abnormally terminated, the CTI Server responds to the CTI client that requested the update with the SET_CALL_DATA_CONF message.

Table 85: SET_CALL_DATA_CONF Message Format

Field Name	Value	Data Type	Byte Size
MessageHeader	Standard message header. MessageType = 27.	MHDR	8
InvokeID	Set to the value of the InvokeID from the corresponding request message.	UINT	4

Related Topics

[CallType Values](#), on page 353

[ConnectionDeviceIDType Values](#), on page 356

[NAMEDVAR Data Type](#), on page 29

[NAMEDARRAY Data Type](#), on page 30

RELEASE_CALL_REQ

Send this message to the CTI Server to indicate that you are finished with a call and that all call variable and call wrapup data updates have been made. This message does not disconnect the call. The combination of ConnectionCallID, ConnectionDeviceIDType, and ConnectionDeviceID uniquely identify the call to be operated upon. CTI clients with Call Data Update Service should use this message to let the call termination record be logged in the Unified CCE central database prior to the expiration of the call wrapup data timer (default value 2 minutes).

Figure 15: Release Call Message Flow

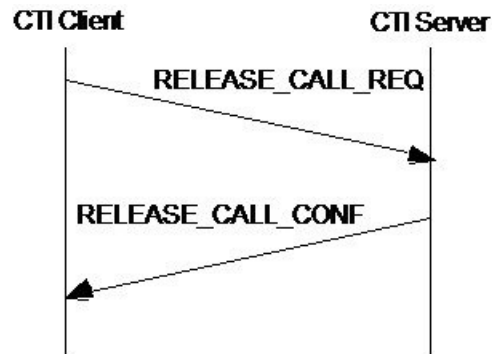


Table 86: RELEASE_CALL_REQ Message Format

Fixed Part			
Field Name	Value	Data Type	Byte Size
MessageHeader	Standard message header. MessageType = 28.	MHDR	8
InvokeID	An ID for this request message, returned in the corresponding confirm message.	UINT	4
PeripheralID	The PeripheralID of the ACD where the call is located.	UINT	4
Connection DeviceIDType	The type of device ID in the ConnectionDevice ID floating field.	USHORT	2

Connection CallID	The Call ID value assigned to the call by the peripheral or Unified CCE.	UINT	4
Floating Part			
Field Name	Value	Data Type	Byte Size
Connection DeviceID	The device ID of the device associated with the connection.	STRING	64

The CTI Server responds to the CTI client with the RELEASE_CALL_CONF message.

Table 87: RELEASE_CALL_CONF Message Format

Field Name	Value	Data Type	Byte Size
MessageHeader	Standard message header. MessageType = 29.	MHDR	8
InvokeID	Set to the value of the InvokeID from the corresponding request message.	UINT	4

Related Topics

[ConnectionDeviceIDType Values](#), on page 356

SET_DEVICE_ATTRIBUTES_REQ

This message is sent by a CTI Client to set the default service, skill group, and call type information associated with a calling device that is defined in the Unified CCE Dialer_Port_Map database table. The default attributes are initially assigned to all subsequent calls that originate from that device, although the service, skill group, and call type of any call may be modified during subsequent call handling. These tables define the SET_DEVICE_ATTRIBUTES_REQ and SET_DEVICE_ATTRIBUTES_CONF messages.

Table 88: SET_DEVICE_ATTRIBUTES_REQ Message Format

Fixed Part			
Field Name	Value	Data Type	Byte Size
MessageHeader	Standard message header. MessageType = 141.	MHDR	8
InvokeID	An ID for this request message that will be returned in the corresponding confirm message.	UINT	4

PeripheralID	The PeripheralID of the ACD where the call is located.	UINT	4
ServiceNumber	The service that the call is attributed to, as known to the peripheral. May contain the special value NULL_SERVICE when not applicable or not available.	UINT	4
ServiceID	The ServiceID of the service that the call is attributed to. May contain the special value NULL_SERVICE when not applicable or not available.	UINT	4
SkillGroupNumber	The number of the agent SkillGroup the call is attributed to, as known to the peripheral. May contain the special value NULL_SKILL_GROUP when not applicable or not available. Some ACDs ignore this field and/or use the ACD default; see the list in the CALL_DELIVERED_EVENT section.	UINT	4
SkillGroupID	The SkillGroupID of the agent SkillGroup the call is attributed to. May contain the special value NULL_SKILL_GROUP when not applicable or not available.	UINT	4
SkillGroupPriority	The priority of the skill group, or 0 when skill group priority is not applicable or not available.	USHORT	2
CallType	The general classification of the call type. May contain the special value NULL_CALLTYPE.	USHORT	2

CallingDeviceType	Indicates the type of the device identifier supplied in the CallingDeviceID floating field.	USHORT	2
Floating Part			
Field Name	Value	Data Type	Max. Size
CallingDeviceID (required)	The device identifier of the calling device.	STRING	64

When the requested default settings have been updated the CTI Server responds to the CTI Client that requested the update with the SET_DEVICE_ATTRIBUTES_CONF message. A FAILURE_CONF message is returned if the provided Service or SkillGroup values are invalid, or if the CallingDevice is not configured in the Unified CCE Dialer_Port_Map database table.

Table 89: SET_DEVICE_ATTRIBUTES_CONF Message Format

Field Name	Value	Data Type	Byte Size
MessageHeader	Standard message header. MessageType = 142.	MHDR	8
InvokeID	Set to the value of the InvokeID from the corresponding request message.	UINT	4

Related Topics

- [CALL_DELIVERED_EVENT](#), on page 66
- [CallType Values](#), on page 353
- [ConnectionDeviceIDType Values](#), on page 356
- [Special Values](#), on page 327

Miscellaneous Service

The Miscellaneous service is provided to all connected CTI clients. This service consists of a variety of unsolicited event messages and request/response paired messages.

Table 90: Miscellaneous Service Messages

Message	When Sent by CTI Server
SYSTEM_EVENT	To report current PG status or to provide the CTI client with event data.
CLIENT_EVENT_REPORT_REQ	To report significant events through the Unified CCE Alarm subsystem.

USER_MESSAGE_REQ	To send a message to a specified client, the client agent's supervisor, all clients in the client agent's team, or all clients connected to the CTI Server.
USER_MESSAGE_EVENT	To deliver a message that was sent from another CTI Server client.
QUERY_AGENT_STATISTICS_REQ	To obtain the current call handling statistics for the client's agent.
QUERY_SKILL_GROUP_STATISTICS_REQ	To obtain the current call handling statistics for one of the client agent's skill groups.
REGISTER_VARIABLES_REQ	To allow a CTI Client to register the call context variables that it will use.
SET_APP_DATA_REQ	Sent by CTI Client when it sets one of more application variables.
START_RECORDING_REQ	Sent by CTI Client on requesting the CTI Server to start recording a call.
STOP_RECORDING_REQ	Sent by CTI Client on requesting the CTI Server to stop recording a call.
AGENT_DESK_SETTINGS_REQ	To obtain current agent desk settings.

SYSTEM_EVENT

System event messages include the current PG Status as well as data related to the specific event that has occurred. You can use the PG Status as a general indication of the operational health of the PG. Normally you need not be aware of any specific codes; a non-zero value indicates a component failure or data link outage that prevents normal CTI operations.

Table 91: SYSTEM_EVENT Message Format

Fixed Part			
Field Name	Value	Data Type	Byte Size
MessageHeader	Standard message header. MessageType = 31.	MHDR	8
PGStatus	The current operational status of the Peripheral Gateway. A non-zero value indicates a component failure or communication outage that prevents normal CTI operations.	UINT	4

ICMCentralControllerTime	The current Central Controller date and time.	TIME	4
SystemEventID	A value that enumerates the specific system event that occurred (SystemEventID Values , on page 326).	UINT	4
SystemEventArg1	An argument value specific to the system event being reported. Not used by all system events.	UINT	4
SystemEventArg2	A second argument value specific to the system event being reported. Not used by all system events.	UINT	4
SystemEventArg3	A third argument value specific to the system event being reported. Not used by all system events.	UINT	4
EventDeviceType	Indicates the type of the device identifier supplied in the EventDeviceID floating field. Should be DEVID_NONE if no floating field is provided.	USHORT	2
Floating Part			
Field Name	Value	Data Type	Max. Size
Text (optional)	A text message associated with the provided SystemEperiphventID.	STRING	255
EventDeviceID	A text value of the device ID if reported. Initially only used by Unified CCX for an SYS_DEVICE_IN_SERVICE, and SYS_DEVICE_OUT_OF_SERVICE message.	STRING	64

Related Topics

[DeviceIDType Values](#), on page 352

[PGStatusCode Values](#), on page 345

[SystemEventID Values](#), on page 326

CLIENT_EVENT_REPORT_REQ

Send the CLIENT_EVENT_REPORT_REQ message to report significant events through the Unified CCE Alarm subsystem. The Unified CCE Alarm subsystem allows simple textual event reports as well as an object-oriented model that tracks the current state of named objects. The Unified CCE Alarm subsystem can also forward these events as SNMP traps.

A CTI client that elects to report events with named objects should initialize the objects in the Unified CCE Alarm subsystem soon after establishing its session with the CTI Server by reporting the current state of each named object. The object name given uniquely identifies the alarm object. Therefore, CTI client applications that wish to create multiple instances of an alarm object must include some instance-identifying characters (such as ClientID or ACD extension) in the object name.

For example, if a CTI client “A” and a CTI client “B” both report events on an object named “C”, there will be one Unified CCE Alarm object “C” that is manipulated by both clients. If, on the other hand, the Client ID were included in the object name, then two Unified CCE Alarm objects would result; object “A:C” being manipulated by client “A” and object “B:C” being independently manipulated by client “B”.

Table 92: CLIENT_EVENT_REPORT_REQ Message Format

Fixed Part			
Field Name	Value	Data Type	Byte Size
MessageHeader	Standard message header. MessageType = 32.	MHDR	8
InvokeID	An ID for this request message, returned in the corresponding confirm message.	UINT	4
State	One of the following values indicating the seriousness of the event and the state of the named object, if present. 0: normal (green), 1: warning (yellow), 2: error (red).	USHORT	2
Floating Part			
Field Name	Value	Data Type	Max. Size
ObjectName (optional)	The name of the Unified CCE Alarm object affected by this event. The object is created if it does not already exist.	STRING	128
Text	A text message associated with the event being reported.	STRING	255

The CTI Server responds to the CTI client with the CLIENT_EVENT_REPORT_CONF message:

Table 93: CLIENT_EVENT_REPORT_CONF Message Format

Field Name	Value	Data Type	Byte Size
MessageHeader	Standard message header. Message Type = 33.	MHDR	8
InvokeID	Set to the value of the InvokeID from the corresponding request message.	UINT	4

USER_MESSAGE_REQ

The USER_MESSAGE_REQ message allows a CTI Client to send a message to a specified client, the client agent's supervisor, all clients in the client agent's team, or all clients connected to the CTI Server.

Table 94: USER_MESSAGE_REQ Message Format

Fixed Part			
Field Name	Value	Data Type	Byte Size
MessageHeader	Standard message header. MessageType = 107.	MHDR	8
InvokeID	An ID for this request message, returned in the corresponding confirm message.	UINT	4
PeripheralID	The PeripheralID of the ACD where the agent indicated by Agent Extension, AgentID, or Agent Instrument is located. For clients with All Events or Peripheral Monitor service, this value must be provided if the Distribution field specifies DISTRIBUTE_TO_ SUPERVISOR or DISTRIBUTE_ TO_TEAM.	UINT	4

Distribution	A Message Distribution value specifying the desired distribution of this message.	USHORT	2
Floating Part			
Field Name	Value	Data Type	Byte Size
ClientID (optional)	The clientid of the intended message recipient. Required if the distribution field specifies DISTRIBUTE_TO_CLIENT.	STRING	64
AgentExtension	The agent's ACD teleset extension. For clients with ALL EVENTS or PERIPHERAL MONITOR service, at least one of Agent Extension, AgentID, or Agent Instrument must be provided if the Distribution field specifies DISTRIBUTE_TO_SUPERVISOR or DISTRIBUTE_TO_TEAM.	STRING	16
AgentID	The agent's ACD login ID. For clients with ALL EVENTS or PERIPHERAL MONITOR service, at least one of AgentExtension, AgentID, or AgentInstrument must be provided if the Distribution field specifies DISTRIBUTE_TO_SUPERVISOR or DISTRIBUTE_TO_TEAM.	STRING	12

AgentInstrument	The agent's ACD instrument number. For clients with ALL EVENTS or PERIPHERAL MONITOR service, at least one of AgentExtension, AgentID, or AgentInstrument must be provided if the Distribution field specifies DISTRIBUTE_TO_SUPERVISOR or DISTRIBUTE_TO_TEAM.	STRING	64
Text	The text of the message to be sent.	STRING	255
CTIOSCILClient ID	Unique ID for use by CTIOS to identify CIL Client	STRING	64

Table 95: Message Distribution Values

Distribution Code	Description	Value
DISTRIBUTE_TO_CLIENT	The message is to be sent to the client indicated by the ClientID field.	0
DISTRIBUTE_TO_SUPERVISOR	The message is to be sent to the agent team supervisor.	1
DISTRIBUTE_TO_TEAM	The message is to be sent to all clients in the same agent team.	2
DISTRIBUTE_TO_ALL	The message is to be sent to all CTI Server clients.	3

The CTI Server responds to the CTI Client with the USER_MESSAGE_CONF message:

Table 96: USER_MESSAGE_CONF Message Format

Field Name	Value	Data Type	Byte Size
MessageHeader	Standard message header. Message Type = 108.	MHDR	8
InvokeID	Set to the value of the InvokeID from the corresponding request message.	UINT	4

USER_MESSAGE_EVENT

The USER_MESSAGE_EVENT message delivers a message that was sent from another CTI Server client:

Table 97: USER_MESSAGE_EVENT Message Format

Fixed Part			
Field Name	Value	Data Type	Byte Size
MessageHeader	Standard message header. MessageType = 109.	MHDR	8
ICMCentral ControllerTime	The current Central Controller date and time.	TIME	4
Distribution	A Message Distribution value specifying the desired distribution of this message.	USHORT	2
Floating Part			
Field Name	Value	Data Type	Max. Size
ClientID	The ClientID of the message sender.	STRING	64
Text	The text of the message to be sent.	STRING	255

Related Topics

[USER_MESSAGE_REQ](#), on page 160

QUERY_AGENT_STATISTICS_REQ

The QUERY_AGENT_STATISTICS_REQ message allows a CTI Client to obtain the current call handling statistics for the client's agent. To avoid impacting system performance, clients should not request agent statistics too frequently. Depending upon the needs of the client application, updating agent statistics after each call is handled may be appropriate.

Table 98: QUERY_AGENT_STATISTICS_REQ Message Format

Fixed Part			
Field Name	Value	Data Type	Byte Size
MessageHeader	Standard message header. MessageType = 112.	MHDR	8

InvokeID	An ID for this request message that will be returned in the corresponding confirm message.	UINT	4
PeripheralID	The PeripheralID of the ACD where the agent is located.	UINT	4
Floating Part			
Field Name	Value	Data Type	Max. Size
AgentExtension	The agent's ACD teleset extension. For clients with ALL EVENTS or PERIPHERAL MONITOR service, at least one of AgentExtension, AgentID, or AgentInstrument must be provided.	STRING	16
AgentID	The agent's ACD login ID. For clients with ALL EVENTS or PERIPHERAL MONITOR service, at least one of AgentExtension, AgentID, or AgentInstrument must be provided.	STRING	12
AgentInstrument	The agent's ACD instrument number. For clients with ALL EVENTS or PERIPHERAL MONITOR service, at least one of AgentExtension, AgentID, or AgentInstrument must be provided.	STRING	64

The CTI Server responds to the CTI Client with the QUERY_AGENT_STATISTICS_CONF message. "Session" values represent statistics accumulated since the agent logged in. "Today" values represent statistics accumulated since midnight. Call counts and times are updated when any after-call work for the call is completed (calls currently in progress are not included in the statistics):

Table 99: QUERY_AGENT_STATISTICS_CONF Message Format

Fixed Part			
Field Name	Value	Data Type	Byte Size
MessageHeader	Standard message header. MessageType = 113.	MHDR	8
InvokeID	Set to the same value as the InvokeID from the corresponding request message.	UINT	4
PeripheralID	The PeripheralID of the ACD where the agent is located.	UINT	4
AvailTime Session	Total time, in seconds, the agent was in the Available state for any skill group.	UINT	4
LoggedOnTime Session	Total time, in seconds, the agent has been logged on.	UINT	4
NotReadyTime Session	Total time, in seconds, the agent was in the Not Ready state for all skill groups.	UINT	4
ICMAvailable TimeSession	Total time, in seconds, the agent was in the Unified CCE Available state.	UINT	4
RoutableTime Session	Total time, in seconds, the agent was in the Routable state for all skill groups.	UINT	4
AgentOutCalls Session	Total number of completed outbound ACD calls made by agent.	UINT	4
AgentOutCalls TalkTimeSession	Total talk time, in seconds, for completed outbound ACD calls handled by the agent. The value includes the time spent from the call being initiated by the agent to the time the agent begins after call work for the call. The time includes hold time associated with the call.	UINT	4

AgentOutCalls Time Session	Total handle time, in seconds, for completed outbound ACD calls handled by the agent. The value includes the time spent from the call being initiated by the agent to the time the agent completes after call work time for the call. The time includes hold time associated with the call.	UINT	4
AgentOutCalls Held Session	The total number of completed outbound ACD calls the agent has placed on hold at least once.	UINT	4
AgentOutCalls HeldTime Session	Total number of seconds outbound ACD calls were placed on hold.	UINT	4
HandledCalls Session	The number of inbound ACD calls handled by the agent.	UINT	4
HandledCalls TalkTime Session	Total talk time in seconds for Inbound ACD calls counted as handled by the agent. Includes hold time associated with the call.	UINT	4
HandledCalls AfterCall TimeSession	Total after call work time in seconds for Inbound ACD calls counted as handled by the agent.	UINT	4
HandledCalls Time Session	Total handle time, in seconds, for inbound ACD calls counted as handled by the agent. The time spent from the call being answered by the agent to the time the agent completed after call work time for the call. Includes hold time associated with the call.	UINT	4

IncomingCalls Held Session	The total number of completed inbound ACD calls the agent placed on hold at least once.	UINT	4
IncomingCalls HeldTime Session	Total number of seconds completed inbound ACD calls were placed on hold.	UINT	4
InternalCallsSession	Number of internal calls initiated by the agent.	UINT	4
InternalCalls TimeSession	Number of seconds spent on internal calls initiated by the agent.	UINT	4
InternalCalls RcvdSession	Number of internal calls received by the agent.	UINT	4
InternalCalls RcvdTime Session	Number of seconds spent on internal calls received by the agent.	UINT	4
InternalCalls HeldSession	The total number of internal calls the agent placed on hold at least once.	UINT	4
InternalCalls HeldTime Session	Total number of seconds completed internal calls were placed on hold.	UINT	4
AutoOutCalls Session	Total number of AutoOut (predictive) calls completed by the agent.	UINT	4
AutoOutCalls TalkTime Session	Total talk time, in seconds, of AutoOut (predictive) calls completed by the agent. The value includes the time spent from the call being initiated by the agent to the time the agent begins after call work for the call. The time includes hold time associated with the call.	UINT	4

AutoOutCalls Time Session	Total handle time, in seconds, for AutoOut (predictive) calls completed by the agent. The value includes the time spent from the call being initiated by the agent to the time the agent completes after call work time for the call. The time includes hold time associated with the call.	UINT	4
AutoOutCalls Held Session	The total number of completed AutoOut (predictive) calls the agent has placed on hold at least once.	UINT	4
AutoOutCalls HeldTime Session	Total number of seconds AutoOut (predictive) calls were placed on hold.	UINT	4
PreviewCalls Session	Total number of outbound Preview calls completed by the agent.	UINT	4
PreviewCalls TalkTime Session	Total talk time, in seconds, of outbound Preview calls completed by the agent. The value includes the time spent from the call being initiated by the agent to the time the agent begins after call work for the call. The time includes hold time associated with the call.	UINT	4
PreviewCalls TimeSession	Total handle time, in seconds, outbound Preview calls completed by the agent. The value includes the time spent from the call being initiated by the agent to the time the agent completes after call work time for the call. The time includes hold time associated with the call.	UINT	4

PreviewCalls HeldSession	The total number of completed outbound Preview calls the agent has placed on hold at least once.	UINT	4
PreviewCalls HeldTime Session	Total number of seconds outbound Preview calls were placed on hold.	UINT	4
Reservation CallsSession	Total number of agent reservation calls completed by the agent.	UINT	4
Reservation CallsTalk TimeSession	Total talk time, in seconds, of agent reservation calls completed by the agent. The value includes the time spent from the call being initiated by the agent to the time the agent begins after call work for the call. The time includes hold time associated with the call.	UINT	4
Reservation CallsTime Session	Total handle time, in seconds, agent reservation calls completed by the agent. The value includes the time spent from the call being initiated by the agent to the time the agent completes after call work time for the call. The time includes hold time associated with the call.	UINT	4
Reservation CallsHeld Session	The total number of completed agent reservation calls the agent has placed on hold at least once.	UINT	4
Reservation CallsHeld TimeSession	Total number of seconds agent reservation calls were placed on hold.	UINT	4
BargeInCalls Session	Total number of supervisor call barge-ins completed.	UINT	4

InterceptCalls Session	Total number of supervisor call intercepts completed.	UINT	4
MonitorCalls Session	Total number of supervisor call monitors completed.	UINT	4
WhisperCalls Session	Total number of supervisor whisper calls completed.	UINT	4
EmergencyCallsSession	Total number of emergency calls.	UINT	4
AvailTimeToday	Total time, in seconds, the agent was in the Available state for any skill group.	UINT	4
LoggedOnTime Today	Total time, in seconds, the agent has been logged on.	UINT	4
NotReadyTime Today	Total time, in seconds, the agent was in the Not Ready state for all skill groups.	UINT	4
ICMAvailable TimeToday	Total time, in seconds, the agent was in the Unified CCE Available state.	UINT	4
RoutableTime Today	Total time, in seconds, the agent was in the Routable state for all skill groups.	UINT	4
AgentOutCalls Today	Total number of completed outbound ACD calls made by agent.	UINT	4
AgentOutCalls TalkTime Today	Total talk time, in seconds, for completed outbound ACD calls handled by the agent. The value includes the time spent from the call being initiated by the agent to the time the agent begins after call work for the call. The time includes hold time associated with the call.	UINT	4

AgentOutCalls Time Today	Total handle time, in seconds, for completed outbound ACD calls handled by the agent. The value includes the time spent from the call being initiated by the agent to the time the agent completes after call work time for the call. The time includes hold time associated with the call.	UINT	4
AgentOutCalls HeldToday	The total number of completed outbound ACD calls the agent has placed on hold at least once.	UINT	4
AgentOutCalls HeldTime Today	Total number of seconds outbound ACD calls were placed on hold.	UINT	4
HandledCalls Today	The number of inbound ACD calls handled by the agent.	UINT	4
HandledCalls TalkTime Today	Total talk time in seconds for Inbound ACD calls counted as handled by the agent. Includes hold time associated with the call.	UINT	4
HandledCalls AfterCall TimeToday	Total after call work time in seconds for Inbound ACD calls counted as handled by the agent.	UINT	4
HandledCalls TimeToday	Total handle time, in seconds, for inbound ACD calls counted as handled by the agent. The time spent from the call being answered by the agent to the time the agent completed after call work time for the call. Includes hold time associated with the call.	UINT	4

IncomingCalls HeldToday	The total number of completed inbound ACD calls the agent placed on hold at least once.	UINT	4
IncomingCalls HeldTime Today	Total number of seconds completed inbound ACD calls were placed on hold.	UINT	4
InternalCalls Today	Number of internal calls initiated by the agent.	UINT	4
InternalCalls TimeToday	Number of seconds spent on internal calls initiated by the agent.	UINT	4
InternalCalls RcvdToday	Number of internal calls received by the agent.	UINT	4
InternalCalls RcvdTime Today	Number of seconds spent on internal calls received by the agent.	UINT	4
InternalCalls HeldToday	The total number of internal calls the agent placed on hold at least once.	UINT	4
InternalCalls HeldTime Today	Total number of seconds completed internal calls were placed on hold.	UINT	4
AutoOutCalls Today	Total number of AutoOut (predictive) calls completed by the agent.	UINT	4
AutoOutCalls TalkTime Today	Total talk time, in seconds, of AutoOut (predictive) calls completed by the agent. The value includes the time spent from the call being initiated by the agent to the time the agent begins after call work for the call. The time includes hold time associated with the call.	UINT	4

AutoOutCalls TimeToday	Total handle time, in seconds, for AutoOut (predictive) calls completed by the agent. The value includes the time spent from the call being initiated by the agent to the time the agent completes after call work time for the call. The time includes hold time associated with the call.	UINT	4
AutoOutCalls HeldToday	The total number of completed AutoOut (predictive) calls the agent has placed on hold at least once.	UINT	4
AutoOutCalls HeldTime Today	Total number of seconds AutoOut (predictive) calls were placed on hold.	UINT	4
PreviewCalls Today	Total number of outbound Preview calls completed by the agent.	UINT	4
PreviewCalls TalkTimeToday	Total talk time, in seconds, of outbound Preview calls completed by the agent. The value includes the time spent from the call being initiated by the agent to the time the agent begins after call work for the call. The time includes hold time associated with the call.	UINT	4
PreviewCalls TimeToday	Total handle time, in seconds, outbound Preview calls completed by the agent. The value includes the time spent from the call being initiated by the agent to the time the agent completes after call work time for the call. The time includes hold time associated with the call.	UINT	4

PreviewCalls HeldToday	The total number of completed outbound Preview calls the agent has placed on hold at least once.	UINT	4
PreviewCalls HeldTimeToday	Total number of seconds outbound Preview calls were placed on hold.	UINT	4
Reservation CallsToday	Total number of agent reservation calls completed by the agent.	UINT	4
Reservation CallsTalk TimeToday	Total talk time, in seconds, of agent reservation calls completed by the agent. The value includes the time spent from the call being initiated by the agent to the time the agent begins after call work for the call. The time includes hold time associated with the call.	UINT	4
Reservation CallsTimeToday	Total handle time, in seconds, agent reservation calls completed by the agent. The value includes the time spent from the call being initiated by the agent to the time the agent completes after call work time for the call. The time includes hold time associated with the call.	UINT	4
Reservation CallsHeldToday	The total number of completed agent reservation calls the agent has placed on hold at least once.	UINT	4
Reservation CallsHeld TimeToday	Total number of seconds agent reservation calls were placed on hold.	UINT	4
BargeInCalls Today	Total number of supervisor call barge-ins completed.	UINT	4

InterceptCalls Today	Total number of supervisor call intercepts completed.	UINT	4
MonitorCalls Today	Total number of supervisor call monitors completed.	UINT	4
WhisperCalls Today	Total number of supervisor whisper calls completed.	UINT	4
EmergencyCalls Today	Total number of emergency calls.	UINT	4
Floating Part			
Field Name	Value	Data Type	Max. Size
AgentExtension	The agent's ACD teleset extension.	STRING	16
AgentID	The agent's ACD login ID.	STRING	12
AgentInstrument	The agent's ACD instrument number.	STRING	64

QUERY_SKILL_GROUP_STATISTICS_REQ

The QUERY_SKILL_GROUP_STATISTICS_REQ message allows a CTI Client to obtain the current call handling statistics for one of the client agent's skill groups. To avoid impacting system performance, clients should not request skill group statistics too frequently. Depending upon the needs of the client application, updating skill group statistics after each call is handled may be appropriate.

Table 100: QUERY_SKILL_GROUP_STATISTICS_REQ Message Format

Field Name	Value	Data Type	Byte Size
MessageHeader	Standard message header. MessageType = 114.	MHDR	8
InvokeID	An ID for this request message that will be returned in the corresponding confirm message.	UINT	4
PeripheralID	The PeripheralID of the ACD where the skill group is located.	UINT	4

SkillGroupNumber	The number of the desired agent SkillGroup, as known to the peripheral. May contain the special value NULL_SKILL_GROUP when SkillGroupID is supplied. Some ACDs ignore this field and/or use the ACD default; see the list in the CALL_DELIVERED_EVENT section.	UINT	4
SkillGroupID	The SkillGroupID of the desired agent SkillGroup. May contain the special value NULL_SKILL_GROUP when SkillGroupNumber is supplied.	UINT	4

The CTI Server responds to the CTI Client with the QUERY_SKILL_GROUP_STATISTICS_CONF message. “ToHalf” values represent statistics accumulated in the current half hour period. “Today” values represent statistics accumulated since midnight. Call counts and times are updated when any after-call work for the call is completed (calls currently in progress are not included in the statistics):

Table 101: QUERY_SKILL_GROUP_STATISTICS_CONF Message Format

Field Name	Value	Data Type	Byte Size
MessageHeader	Standard message header. MessageType = 115.	MHDR	8
InvokeID	Set to the same value as the InvokeID from the corresponding request message.	UINT	4
PeripheralID	The PeripheralID of the ACD where the skill group is located.	UINT	4

SkillGroupNumber	The number of the desired agent SkillGroup, as known to the peripheral. May contain the special value NULL_SKILL_GROUP when SkillGroupID is supplied. Some ACDs ignore this field and/or use the ACD default; see the list in the CALL_DELIVERED_EVENT section.	UINT	4
SkillGroupID	The SkillGroupID of the desired agent SkillGroup. May contain the special value NULL_SKILL_GROUP when not available.	UINT	4
Real-Time Statistics			
AgentsLoggedOn	Number of agents that are currently logged on to the skill group.	UINT	4
AgentsAvail	Number of agents for the skill group in Available state.	UINT	4
AgentsNotReady	Number of agents in the Not Ready state for the skill group.	UINT	4
AgentsReady	Number of agents in the Ready state for the skill group.	UINT	4
AgentsTalkingIn	Number of agents in the skill group currently talking on inbound calls.	UINT	4
AgentsTalkingOut	Number of agents in the skill group currently talking on outbound calls.	UINT	4
AgentsTalkingOther	Number of agents in the skill group currently talking on internal (not inbound or outbound) calls.	UINT	4

AgentsWorkNot Ready	Number of agents in the skill group in the Work Not Ready state.	UINT	4
AgentsWorkReady	Number of agents in the skill group in the Work Ready state.	UINT	4
AgentsBusyOther	Number of agents currently busy with calls assigned to other skill groups.	UINT	4
AgentsReserved	Number of agents for the skill group currently in the Reserved state.	UINT	4
AgentsHold	Number of calls to the skill group currently on hold.	UINT	4
AgentsICM Available	Number of agents in the skill group currently in the Unified CCE Available state.	UINT	4
AgentsApplication Available	Number of agents in the skillgroup currently in the Application Available state.	UINT	4
AgentsTalkingAutoOut	Number of calls to the skill group currently talking on AutoOut (predictive) calls.	UINT	4
AgentsTalking Preview	Number of calls to the skill group currently talking on outbound Preview calls.	UINT	4
AgentsTalking Reservation	Number of calls to the skill group currently talking on agent reservation calls.	UINT	4

RouterCallsQNow	The number of calls currently queued by the Unified CCE call router for this skill group. This field is set to 0xFFFFFFFF when this value is unknown or unavailable.	UINT	4
LongestRouterCallQNow	The queue time, in seconds, of the currently Unified CCE call router queued call that has been queued to the skill group the longest. This field is set to 0xFFFFFFFF when this value is unknown or unavailable.	UINT	4
CallsQNow	The number of calls currently queued to the skill group. This field is set to 0xFFFFFFFF when this value is unknown or unavailable.	UINT	4
CallsQTimeNow	The total queue time, in seconds, of calls currently queued to the skill group. This field is set to 0xFFFFFFFF when this value is unknown or unavailable.	UINT	4
LongestCallQNow	The queue time, in seconds, of the currently queued call that has been queued to the skill group the longest. This field is set to 0xFFFFFFFF when this value is unknown or unavailable.	UINT	4
AvailTimeTo5	Total seconds agents in the skill group were in the Available state.	UINT	4
LoggedOnTimeTo5	Total time, in seconds, agents in the skill group were logged on.	UINT	4

NotReadyTimeTo5	Total seconds agents in the skill group were in the Not Ready state.	UINT	4
AgentOutCallsTo5	Total number of completed outbound ACD calls made by agents in the skill group.	UINT	4
AgentOutCallsTalkTimeTo5	Total talk time, in seconds, for completed outbound ACD calls handled by agents in the skill group. The value includes the time spent from the call being initiated by the agent to the time the agent begins after call work for the call. The time includes hold time associated with the call.	UINT	4
AgentOutCallsTimeTo5	Total handle time, in seconds, for completed outbound ACD calls handled by agents in the skill group. The value includes the time spent from the call being initiated by the agent to the time the agent completes after call work time for the call. The time includes hold time associated with the call.	UINT	4
AgentOutCallsHeldTo5	The total number of completed outbound ACD calls agents in the skill group have placed on hold at least once.	UINT	4
AgentOutCallsHeldTimeTo5	Total number of seconds outbound ACD calls were placed on hold by agents in the skill group.	UINT	4
HandledCallsTo5	The number of inbound ACD calls handled by agents in the skill group.	UINT	4

HandledCallsTalkTimeTo5	Total talk time in seconds for Inbound ACD calls counted as handled by agents in the skill group. Includes hold time associated with the call.	UINT	4
HandledCallsAfterCallTimeTo5	Total after call work time in seconds for Inbound ACD calls counted as handled by agents in the skill group.	UINT	4
HandledCallsTime To5	Total handle time, in seconds, for inbound ACD calls counted as handled by agents in the skill group. The time spent from the call being answered by the agent to the time the agent completed after call work time for the call. Includes hold time associated with the call.	UINT	4
IncomingCallsHeldTo5	The total number of completed inbound ACD calls agents in the skill group placed on hold at least once.	UINT	4
IncomingCallsHeldTimeTo5	Total number of seconds completed inbound ACD calls were placed on hold by agents in the skill group.	UINT	4
InternalCallsRcvdTo5	Number of internal calls received by agents in the skill group.	UINT	4
InternalCallsRcvdTimeTo5	Number of seconds spent on internal calls received by agents in the skill group.	UINT	4
InternalCallsHeldTo5	The total number of internal calls agents in the skill group placed on hold at least once.	UINT	4

InternalCallsHeld TimeTo5	Total number of seconds completed internal calls were placed on hold by agents in the skill group.	UINT	4
AutoOutCallsTo5	Total number of AutoOut (predictive) calls completed by agents in the skill group.	UINT	4
AutoOutCallsTalk TimeTo5	Total talk time, in seconds, for completed AutoOut (predictive) calls handled by agents in the skill group. The value includes the time spent from the call being initiated to the time the agent begins after call work for the call. The time includes hold time associated with the call.	UINT	4
AutoOutCallsTime To5	Total handle time, in seconds, for completed AutoOut (predictive) calls handled by agents in the skill group. The value includes the time spent from the call being initiated to the time the agent completes after call work time for the call. The time includes hold time associated with the call.	UINT	4
AutoOutCallsHeld To5	The total number of completed AutoOut (predictive) calls that agents in the skill group have placed on hold at least once.	UINT	4
AutoOutCallsHeld TimeTo5	Total number of seconds AutoOut (predictive) calls were placed on hold by agents in the skill group.	UINT	4

PreviewCallsTo5	Total number of outbound Preview calls completed by agents in the skill group.	UINT	4
PreviewCallsTalk TimeTo5	Total talk time, in seconds, for completed outbound Preview calls handled by agents in the skill group. The value includes the time spent from the call being initiated to the time the agent begins after call work for the call. The time includes hold time associated with the call.	UINT	4
PreviewCallsTime To5	Total handle time, in seconds, for completed outbound Preview calls handled by agents in the skill group. The value includes the time spent from the call being initiated to the time the agent completes after call work time for the call. The time includes hold time associated with the call.	UINT	4
PreviewCallsHeld To5	The total number of completed outbound Preview calls that agents in the skill group have placed on hold at least once.	UINT	4
PreviewCallsHeld TimeTo5	Total number of seconds outbound Preview calls were placed on hold by agents in the skill group.	UINT	4
ReservationCallsTo5	Total number of agent reservation calls completed by agents in the skill group.	UINT	4

ReservationCalls TalkTimeTo5	Total talk time, in seconds, for completed agent reservation calls handled by agents in the skill group. The value includes the time spent from the call being initiated to the time the agent begins after call work for the call. The time includes hold time associated with the call.	UINT	4
ReservationCalls TimeTo5	Total handle time, in seconds, for completed agent reservation calls handled by agents in the skill group. The value includes the time spent from the call being initiated to the time the agent completes after call work time for the call. The time includes hold time associated with the call.	UINT	4
ReservationCalls HeldTo5	The total number of agent reservation calls that agents in the skill group have placed on hold at least once.	UINT	4
ReservationCalls HeldTimeTo5	Total number of seconds agent reservation calls were placed on hold by agents in the skill group.	UINT	4
BargeInCallsTo5	Total number of supervisor call barge-ins completed in the skill group.	UINT	4
InterceptCallsTo5	Total number of supervisor call intercepts completed in the skill group.	UINT	4
MonitorCallsTo5	Total number of supervisor call monitors completed in the skill group.	UINT	4

WhisperCallsTo5	Total number of supervisor call whispers completed by agents in the skill group.	UINT	4
EmergencyCallsTo5	Total number of emergency calls completed by agents in the skill group.	UINT	4
CallsQ5	The number of calls queued to the skill group during the current five-minute. This field is set to 0xFFFFFFFF when this value is unknown or unavailable.	UINT	4
CallsQTime5	The total queue time, in seconds, of calls queued to the skill group during the current five-minute. This field is set to 0xFFFFFFFF when this value is unknown or unavailable.	UINT	4
LongestCallQ5	The longest queue time, in seconds, of all calls queued to the skill group during the current five-minute. This field is set to 0xFFFFFFFF when this value is unknown or unavailable.	UINT	4
AvailTimeToHalf	Total seconds agents in the skill group were in the Available state.	UINT	4
LoggedOnTime ToHalf	Total time, in seconds, agents in the skill group were logged on.	UINT	4
NotReadyTime ToHalf	Total seconds agents in the skill group were in the Not Ready state.	UINT	4
AgentOutCallsTo Half	Total number of completed outbound ACD calls made by agents in the skill group.	UINT	4

AgentOutCallsTalkTimeToHalf	Total talk time, in seconds, for completed outbound ACD calls handled by agents in the skill group. The value includes the time spent from the call being initiated by the agent to the time the agent begins after call work for the call. The time includes hold time associated with the call.	UINT	4
AgentOutCallsTimeToHalf	Total handle time, in seconds, for completed outbound ACD calls handled by agents in the skill group. The value includes the time spent from the call being initiated by the agent to the time the agent completes after call work time for the call. The time includes hold time associated with the call.	UINT	4
AgentOutCallsHeldToHalf	The total number of completed outbound ACD calls agents in the skill group have placed on hold at least once.	UINT	4
AgentOutCallsHeldTimeToHalf	Total number of seconds outbound ACD calls were placed on hold by agents in the skill group.	UINT	4
HandledCallsToHalf	The number of inbound ACD calls handled by agents in the skill group.	UINT	4
HandledCallsTalkTimeToHalf	Total talk time in seconds for Inbound ACD calls counted as handled by agents in the skill group. Includes hold time associated with the call.	UINT	4

HandledCallsAfter CallTimeToHalf	Total after call work time in seconds for Inbound ACD calls counted as handled by agents in the skill group.	UINT	4
HandledCallsTime ToHalf	Total handle time, in seconds, for inbound ACD calls counted as handled by agents in the skill group. The time spent from the call being answered by the agent to the time the agent completed after call work time for the call. Includes hold time associated with the call.	UINT	4
IncomingCallsHeld ToHalf	The total number of completed inbound ACD calls agents in the skill group placed on hold at least once.	UINT	4
IncomingCallsHeld TimeToHalf	Total number of seconds completed inbound ACD calls were placed on hold by agents in the skill group.	UINT	4
InternalCallsRcvd ToHalf	Number of internal calls received by agents in the skill group.	UINT	4
InternalCallsRcvd TimeToHalf	Number of seconds spent on internal calls received by agents in the skill group.	UINT	4
InternalCallsHeld ToHalf	The total number of internal calls agents in the skill group placed on hold at least once.	UINT	4
InternalCallsHeld TimeToHalf	Total number of seconds completed internal calls were placed on hold by agents in the skill group.	UINT	4

AutoOutCallsToHalf	Total number of AutoOut (predictive) calls completed by agents in the skill group.	UINT	4
AutoOutCallsTalk TimeToHalf	Total talk time, in seconds, for completed AutoOut (predictive) calls handled by agents in the skill group. The value includes the time spent from the call being initiated to the time the agent begins after call work for the call. The time includes hold time associated with the call.	UINT	4
AutoOutCallsTime ToHalf	Total handle time, in seconds, for completed AutoOut (predictive) calls handled by agents in the skill group. The value includes the time spent from the call being initiated to the time the agent completes after call work time for the call. The time includes hold time associated with the call.	UINT	4
AutoOutCallsHeld ToHalf	The total number of completed AutoOut (predictive) calls that agents in the skill group have placed on hold at least once.	UINT	4
AutoOutCallsHeld TimeToHalf	Total number of seconds AutoOut (predictive) calls were placed on hold by agents in the skill group.	UINT	4
PreviewCallsToHalf	Total number of outbound Preview calls completed by agents in the skill group.	UINT	4

PreviewCallsTalkTimeToHalf	Total talk time, in seconds, for completed outbound Preview calls handled by agents in the skill group. The value includes the time spent from the call being initiated to the time the agent begins after call work for the call. The time includes hold time associated with the call.	UINT	4
PreviewCallsTimeToHalf	Total handle time, in seconds, for completed outbound Preview calls handled by agents in the skill group. The value includes the time spent from the call being initiated to the time the agent completes after call work time for the call. The time includes hold time associated with the call.	UINT	4
PreviewCallsHeldToHalf	The total number of completed outbound Preview calls that agents in the skill group have placed on hold at least once.	UINT	4
PreviewCallsHeldTimeToHalf	Total number of seconds outbound Preview calls were placed on hold by agents in the skill group.	UINT	4
ReservationCallsToHalf	Total number of agent reservation calls completed by agents in the skill group.	UINT	4

ReservationCalls TalkTimeToHalf	Total talk time, in seconds, for completed agent reservation calls handled by agents in the skill group. The value includes the time spent from the call being initiated to the time the agent begins after call work for the call. The time includes hold time associated with the call.	UINT	4
ReservationCalls TimeToHalf	Total handle time, in seconds, for completed agent reservation calls handled by agents in the skill group. The value includes the time spent from the call being initiated to the time the agent completes after call work time for the call. The time includes hold time associated with the call.	UINT	4
ReservationCalls HeldToHalf	The total number of agent reservation calls that agents in the skill group have placed on hold at least once.	UINT	4
ReservationCalls HeldTimeToHalf	Total number of seconds agent reservation calls were placed on hold by agents in the skill group.	UINT	4
BargeInCallsToHalf	Total number of supervisor call barge-ins completed in the skill group.	UINT	4
InterceptCallsTo Half	Total number of supervisor call intercepts completed in the skill group.	UINT	4
MonitorCallsToHalf	Total number of supervisor call monitors completed in the skill group.	UINT	4

WhisperCallsToHalf	Total number of supervisor call whispers completed by agents in the skill group.	UINT	4
EmergencyCalls ToHalf	Total number of emergency calls completed by agents in the skill group.	UINT	4
CallsQHalf	The number of calls queued to the skill group during the current half hour. This field is set to 0xFFFFFFFF when this value is unknown or unavailable.	UINT	4
CallsQTimeHalf	The total queue time, in seconds, of calls queued to the skill group during the current half hour. This field is set to 0xFFFFFFFF when this value is unknown or unavailable.	UINT	4
LongestCallQHalf	The longest queue time, in seconds, of all calls queued to the skill group during the current half hour. This field is set to 0xFFFFFFFF when this value is unknown or unavailable.	UINT	4
AvailTimeToday	Total seconds agents in the skill group were in the Available state.	UINT	4
LoggedOnTime Today	Total time, in seconds, agents in the skill group were logged on.	UINT	4
NotReadyTime Today	Total seconds agents in the skill group were in the Not Ready state.	UINT	4
AgentOutCalls Today	Total number of completed outbound ACD calls made by agents in the skill group.	UINT	4

AgentOutCallsTalkTimeToday	Total talk time, in seconds, for completed outbound ACD calls handled by agents in the skill group. The value includes the time spent from the call being initiated by the agent to the time the agent begins after call work for the call. The time includes hold time associated with the call.	UINT	4
AgentOutCallsTimeToday	Total handle time, in seconds, for completed outbound ACD calls handled by agents in the skill group. The value includes the time spent from the call being initiated by the agent to the time the agent completes after call work time for the call. The time includes hold time associated with the call.	UINT	4
AgentOutCallsHeldToday	The total number of completed outbound ACD calls agents in the skill group have placed on hold at least once.	UINT	4
AgentOutCallsHeldTimeToday	Total number of seconds outbound ACD calls were placed on hold by agents in the skill group.	UINT	4
HandledCallsToday	The number of inbound ACD calls handled by agents in the skill group.	UINT	4
HandledCallsTalkTimeToday	Total talk time in seconds for Inbound ACD calls counted as handled by agents in the skill group. Includes hold time associated with the call.	UINT	4

HandledCallsAfter CallTimeToday	Total after call work time in seconds for Inbound ACD calls counted as handled by agents in the skill group.	UINT	4
HandledCallsTime Today	Total handle time, in seconds, for inbound ACD calls counted as handled by agents in the skill group. The time spent from the call being answered by the agent to the time the agent completed after call work time for the call. Includes hold time associated with the call.	UINT	4
IncomingCallsHeldToday	The total number of completed inbound ACD calls agents in the skill group placed on hold at least once.	UINT	4
IncomingCallsHeldTimeToday	Total number of seconds completed inbound ACD calls were placed on hold by agents in the skill group.	UINT	4
InternalCallsRcvd Today	Number of internal calls received by agents in the skill group.	UINT	4
InternalCallsRcvd TimeToday	Number of seconds spent on internal calls received by agents in the skill group.	UINT	4
InternalCallsHeld Today	The total number of internal calls agents in the skill group placed on hold at least once.	UINT	4
InternalCallsHeld TimeToday	Total number of seconds completed internal calls were placed on hold by agents in the skill group.	UINT	4

AutoOutCallsToday	Total number of AutoOut (predictive) calls completed by agents in the skill group.	UINT	4
AutoOutCallsTalkTimeToday	Total talk time, in seconds, for completed AutoOut (predictive) calls handled by agents in the skill group. The value includes the time spent from the call being initiated to the time the agent begins after call work for the call. The time includes hold time associated with the call.	UINT	4
AutoOutCallsTimeToday	Total handle time, in seconds, for completed AutoOut (predictive) calls handled by agents in the skill group. The value includes the time spent from the call being initiated to the time the agent completes after call work time for the call. The time includes hold time associated with the call.	UINT	4
AutoOutCallsHeldToday	The total number of completed AutoOut (predictive) calls that agents in the skill group have placed on hold at least once.	UINT	4
AutoOutCallsHeldTimeToday	Total number of seconds AutoOut (predictive) calls were placed on hold by agents in the skill group.	UINT	4
PreviewCallsToday	Total number of outbound Preview calls completed by agents in the skill group.	UINT	4

PreviewCallsTalk TimeToday	Total talk time, in seconds, for completed outbound Preview calls handled by agents in the skill group. The value includes the time spent from the call being initiated to the time the agent begins after call work for the call. The time includes hold time associated with the call.	UINT	4
PreviewCallsTime Today	Total handle time, in seconds, for completed outbound Preview calls handled by agents in the skill group. The value includes the time spent from the call being initiated to the time the agent completes after call work time for the call. The time includes hold time associated with the call.	UINT	4
PreviewCallsHeld Today	The total number of completed outbound Preview calls that agents in the skill group have placed on hold at least once.	UINT	4
PreviewCallsHeld TimeToday	Total number of seconds outbound Preview calls were placed on hold by agents in the skill group.	UINT	4
ReservationCalls Today	Total number of agent reservation calls completed by agents in the skill group.	UINT	4

ReservationCalls TalkTimeToday	Total talk time, in seconds, for completed agent reservation calls handled by agents in the skill group. The value includes the time spent from the call being initiated to the time the agent begins after call work for the call. The time includes hold time associated with the call.	UINT	4
ReservationCalls TimeToday	Total handle time, in seconds, for completed agent reservation calls handled by agents in the skill group. The value includes the time spent from the call being initiated to the time the agent completes after call work time for the call. The time includes hold time associated with the call.	UINT	4
ReservationCalls HeldToday	The total number of agent reservation calls that agents in the skill group have placed on hold at least once.	UINT	4
ReservationCalls HeldTimeToday	Total number of seconds agent reservation calls were placed on hold by agents in the skill group.	UINT	4
BargeInCallsToday	Total number of supervisor call barge-ins completed in the skill group.	UINT	4
InterceptCallsToday	Total number of supervisor call intercepts completed in the skill group.	UINT	4
MonitorCallsToday	Total number of supervisor call monitors completed in the skill group.	UINT	4

WhisperCallsToday	Total number of supervisor call whispers completed by agents in the skill group.	UINT	4
EmergencyCalls Today	Total number of emergency calls completed by agents in the skill group.	UINT	4
CallsQToday	The number of calls queued to the skill. This field is set to 0xFFFFFFFF when this value is unknown or unavailable.	UINT	4
CallsQTimeToday	The total queue time, in seconds, of calls queued to the skill group. This field is set to 0xFFFFFFFF when this value is unknown or unavailable.	UINT	4
LongestCallQToday	The longest queue time, in seconds, of all calls queued to the skill group. This field is set to 0xFFFFFFFF when this value is unknown or unavailable.	UINT	4

Related Topics

[CALL_DELIVERED_EVENT](#), on page 66

[Special Values](#), on page 327

REGISTER_VARIABLES_REQ

The REGISTER_VARIABLES_REQ message allows a CTI Client to register the call context variables that it will use. By default, a CTI Client that does not explicitly register variables will receive all call and ECC variables. If a CTI Client does not want to receive all possible variables, it must explicitly register for each variable that it wants.

Table 102: REGISTER_VARIABLES_REQ Message Format

Fixed Part			
Field Name	Value	Data Type	Byte Size
MessageHeader	Standard message header. MessageType = 110.	MHDR	8

InvokeID	Set to the value of the InvokeID from the corresponding request message.	UINT	4
CallVariable Mask	A bitwise combination of Call Variable Masks corresponding to the call variables that the client wishes to receive.	USHORT	2
NumNamed Variables	The number of NamedVariable floating fields present in the floating part of the message.	USHORT	2
NumNamed Arrays	The number of NamedArray floating fields present in the floating part of the message.	USHORT	2
Floating Part			
Field Name	Value	Data Type	Max. Size
NamedVariable (optional)	A variable name defined in the Unified CCE that the CTI Client wishes to use. There may be an arbitrary number of Named Variable and NamedArray fields in the message, up to a combined total limit of 2000 bytes. The variable value provided is ignored in this request.	NAMED VAR	251
NamedArray (optional)	An array variable name defined in the Unified CCE that the CTI Client wishes to use. There may be an arbitrary number of Named Variable and NamedArray fields in the message, up to a combined total limit of 2000 bytes. The array index and value provided are ignored in this request.	NAMED ARRAY	252

If any specified Named Variable or Named Array is subsequently removed from the Unified CCE while the CTI Client session is still open, the CTI Server will send a FAILURE_EVENT message to the CTI Client.

Table 103: Call Variable Masks

Mask Name	Description	Value
CALL_VAR_1_MASK	CallVariable1	0x0001
CALL_VAR_2_MASK	CallVariable2	0x0002
CALL_VAR_3_MASK	CallVariable3	0x0004
CALL_VAR_4_MASK	CallVariable4	0x0008
CALL_VAR_5_MASK	CallVariable5	0x0010
CALL_VAR_6_MASK	CallVariable6	0x0020
CALL_VAR_7_MASK	CallVariable7	0x0040
CALL_VAR_8_MASK	CallVariable8	0x0080
CALL_VAR_9_MASK	CallVariable9	0x0100
CALL_VAR_10_MASK	CallVariable10	0x0200

If any specified Named Variable or Named Array is not currently configured in the Unified CCE, the CTI Server responds to the CTI Client with a FAILURE_CONF message. Otherwise, the CTI Server responds with a REGISTER_VARIABLES_CONF message:

Table 104: REGISTER_VARIABLES_CONF Message Format

Field Name	Value	Data Type	Byte Size
MessageHeader	Standard message header. MessageType = 118.	MHDR	8
InvokeID	An ID for this request message that will be returned in the corresponding confirm message.	UINT	4

Related Topics

[NAMEDVAR Data Type](#), on page 29

[NAMEDARRAY Data Type](#), on page 30

SET_APP_DATA_REQ

This message is sent by a CTI Client to set one or more application variables. Variables not provided in the message are not affected.

Table 105: SET_APP_DATA_REQ Message Format

Fixed Part			
Field Name	Value	Data Type	Byte Size
MessageHeader	Standard message header. MessageType = 129.	MHDR	8
InvokeID	An ID for this request message that will be returned in the corresponding confirm message.	UINT	4
Floating Part			
Field Name	Value	Data Type	Max. Size
ApplicationPathID	The ID of the ApplicationPath which the variables belong.	INT	4
CallVariable1 (optional)	Call-related variable data.	STRING	41
...
CallVariable10 (optional)	Call-related variable data.	STRING	41
FltCallTypeID (optional)	If present, shows the call type of the call.	UINT	4
PreCallInvokeID (optional)	If present, specifies the invoke of the PreCall related to this event.	UNIT	4

When the requested call variables have been updated, and the new values are guaranteed to remain set in the event that the CTI session is abnormally terminated, the CTI Server responds to the CTI Client that requested the update with the SET_APP_DATA_CONF message:

Table 106: SET_APP_DATA_CONF Message Format

Field Name	Value	Data Type	Byte Size
MessageHeader	Standard message header. MessageType = 130.	MHDR	8
InvokeID	Set to the same value as the InvokeID from the corresponding request message.	UINT	4

START_RECORDING_REQ

A CTI client may send a START_RECORDING_REQ message, requesting CTI server to start recording a call. Upon receiving the START_RECORDING_REQ, CTI server will try to find an available recording server to satisfy the recording request. The recording server will return START_RECORDING_CONF to CTI Server. Upon receipt of the START_RECORDING_CONF from the recording server, it will send START_RECORDING_CONF to the requesting CTI client.

Table 107: START_RECORDING_REQ Message Format

Fixed Part			
Field Name	Value	Data Type	Byte Size
MessageHeader	Standard message header. MessageType = 147.	MHDR	8
InvokeID	An ID for this request message that will be returned in the corresponding confirm message.	UINT	4
PeripheralID	The PeripheralID of the ACD where the call is located.	UINT	4
ConnectionCallID	The Call ID value assigned to this call by the peripheral or Unified CCE.	UINT	4
ClientPort	The TCP/IP port number of the VoIP media stream.	UINT	4
BitRate	The media bit rate, used for g.723 payload only.	UINT	4
PacketSize	In milliseconds.	UINT	4
ConnectionDevice IDType	Indicates the type of the connection identifier supplied in the ConnectionDeviceID floating field.	USHORT	2
Direction	The direction of the event. One of the following values: 0: Input; 1: Output; 2: Bi-directional.	USHORT	2

RTPTType	The type of the event. One of the following values: 0: Audio; 1: Video; 2: Data.	USHORT	2
EchoCancellation	on/off	USHORT	2
PayloadType	The audio codec type.	USHORT	2
Floating Part			
Field Name	Value	Data Type	Max. Size
ConnectionDevice ID	The identifier of the connection between the call and the device.	STRING	64
ClientID (server only)	The ClientID of the CTI client requesting call recording, provided by CTIServer when this message is sent to a server application.	STRING	64
ClientAddress (server only)	The IP address of the CTI client requesting call recording, provided by CTIServer when this message is sent to a server application.	STRING	64
AgentExtension	The agent's ACD teleset extension. For requesting clients with ALL EVENTS or PERIPHERAL MONITOR service, at least one of AgentExtension, AgentID, or AgentInstrument must be provided.	STRING	16

AgentID	The agent's ACD login ID. For requesting clients with ALL EVENTS or PERIPHERAL MONITOR service, at least one of AgentExtension, AgentID, or AgentInstrument must be provided.	STRING	12
AgentInstrument	The agent's ACD instrument number. For requesting clients with ALL EVENTS or PERIPHERAL MONITOR service, at least one of AgentExtension, AgentID, or AgentInstrument must be provided.	STRING	64

The CTIServer forwards the START_RECORDING_REQ message to one or more servers applications that have registered the "Cisco:CallRecording" service. The recording server will return the START_RECORDING_CONF message when call recording has been activated. Upon receipt of the START_RECORDING_CONF, the CTI Server forwards the response to the requesting CTI Client:

Table 108: START_RECORDING_CONF Message Format

Fixed Part			
Field Name	Value	Data Type	Byte Size
MessageHeader	Standard message header. MessageType = 148.	MHDR	8
InvokeID	Set to the same value as the InvokeID from the corresponding request message.	UINT	4

SessionID	A value that uniquely identifies the server application session providing the call recording service that should be supplied by the client in the STOP_RECORDING_REQ message that terminates this recording. Server applications should set this field to 0xffffffff if the subsequent STOP_RECORDING_REQ should be sent only to that server, or set to zero if the STOP_RECORDING_REQ may be sent to any registered server.	UINT	4
ServerData	An ID or other server value associated with this call recording that should be supplied by the client in the STOP_RECORDING_REQ message that terminates this recording.	UINT	4
Floating Part			
Field Name	Value	Data Type	Max. Size
ClientID (client only)	The ClientID of the server application providing the call recording service, provided by CTIServer when this message is sent to a client application.	STRING	64
ClientAddress (client only)	The IP address of the server application providing the call recording service, provided by CTIServer when this message is sent to a client application.	STRING	64

Related Topics

[ConnectionDeviceIDType Values](#), on page 356

STOP_RECORDING_REQ

This table defines the format of the STOP_RECORDING_REQ message:

Table 109: STOP_RECORDING_REQ Message Format

Fixed Part			
Field Name	Value	Data Type	Byte Size
MessageHeader	Standard message header. MessageType = 149.	MHDR	8
InvokeID	An ID for this request message that will be returned in the corresponding confirm message.	UINT	4
PeripheralID	The PeripheralID of the ACD where the call is located.	UINT	4
ConnectionCallID	The Call ID value assigned to this call by the peripheral or Unified CCE.	UINT	4
ClientPort	The TCP/IP port number of the VoIP media stream.	UINT	4
SessionID	A value that uniquely identifies the server application session providing the call recording service that was returned to the client in the START_RECORDING_CONF message that initiated this recording. A zero value indicates that the request may be directed to any registered server.	UINT	4
ServerData	The ID or other server value associated with this call recording that was returned to the client in the START_RECORDING_CONF message that initiated this recording.	UINT	4

ConnectionDevice IDType	Indicates the type of the connection identifier supplied in the ConnectionDeviceID floating field.	USHORT	2
Direction	The direction of the event. One of the following values: 0: Input; 1: Output; 2: Bi-directional.	USHORT	2
Floating Part			
Field Name	Value	Data Type	Max. Size
ConnectionDevice ID	The identifier of the connection between the call and the device.	STRING	64
ClientID (server only)	The ClientID of the CTI client making this request, provided by CTIServer when this message is sent to a server application.	STRING	64
ClientAddress (server only)	The IP address of the CTI making this request, provided by CTIServer when this message is sent to a server application.	STRING	64
AgentExtension	The agent's ACD teleset extension. For requesting clients with ALL EVENTS or PERIPHERAL MONITOR service, at least one of AgentExtension, AgentID, or AgentInstrument must be provided.	STRING	16

AgentID	The agent's ACD login ID. For requesting clients with ALL EVENTS or PERIPHERAL MONITOR service, at least one of AgentExtension, AgentID, or AgentInstrument must be provided.	STRING	12
AgentInstrument	The agent's ACD instrument number. For requesting clients with ALL EVENTS or PERIPHERAL MONITOR service, at least one of AgentExtension, AgentID, or AgentInstrument must be provided.	STRING	64

The CTIServer forwards the STOP_RECORDING_REQ message to the server application with session SessionID if non-zero, or if SessionID is zero to one or more server applications that have registered the "Cisco:CallRecording" service. The recording server will return the STOP_RECORDING_CONF message when call recording has been terminated. Upon receipt of the STOP_RECORDING_CONF, the CTI Server forwards the response to the requesting CTI Client:

Table 110: STOP_RECORDING_CONF Message Format

Fixed Part			
Field Name	Value	Data Type	Byte Size
MessageHeader	Standard message header. MessageType= 150.	MHDR	8
InvokeID	Set to the same value as the InvokeID from the corresponding request message.	UINT	4
Floating Part			
Field Name	Value	Data Type	Max. Size
ClientID (client only)	The ClientID of the server application terminating the call recording service, provided by CTIServer when this message is sent to a client application.	STRING	64

ClientAddress (client only)	The IP address of the server application terminating the call recording service, provided by CTIServer when this message is sent to a client application.	STRING	64
-----------------------------	---	--------	----

Related Topics

[ConnectionDeviceIDType Values](#), on page 356

AGENT_DESK_SETTINGS_REQ

This table defines the format of the AGENT_DESK_SETTINGS_REQ message:

Table 111: AGENT_DESK_SETTINGS_REQ Message Format

Fixed Part			
Field Name	Value	Data Type	Byte Size
MessageHeader	Standard message header. MessageType = 131.	MHDR	8
InvokeID	Set to the same value as the InvokeID from the corresponding request message.	UINT	4
PeripheralID	The PeripheralID of the ACD where the device is located.	UINT	4
Floating Part			
Field Name	Value	Data Type	Max. Size
AgentID (optional)	The agent's ACD login ID.	STRING	12

Table 112: AGENT_DESK_SETTINGS_CONF Message Format

Fixed Part			
Field Name	Value	Data Type	Byte Size
MessageHeader	Standard message header. MessageType = 132.	MHDR	8

InvokeID	Set to the same value as the InvokeID from the corresponding request message.	UINT	4
PeripheralID	The PeripheralID of the ACD where the device is located.	UINT	4
DeskSettingsMask	A bitwise combination of the Boolean desk setting Masks listed in following table.	UINT	4
WrapupData IncomingMode	Indicates whether the agent is allowed or required to enter wrap-up data after an inbound call: 0=Required, 1=Optional, 2=Not allowed, 3 = Required With WrapupData.	UINT	4
WrapupData OutgoingMode	Indicates whether the agent is allowed or required to enter wrap-up data after an outbound call: 0=Required, 1=Optional, 2=Not allowed.	UINT	4
LogoutNonActivityTime	Number of seconds on non-activity at the desktop after which the Unified CCE automatically logs out the agent.	UINT	4
QualityRecording Rate	Indicates how frequently calls to the agent are recorded.	UINT	4
RingNoAnswer Time	Number of seconds a call may ring at the agent's station before being redirected.	UINT	4
SilentMonitor WarningMessage	Set when a warning message box will prompt on agent desktop when silent monitor starts.	UINT	4

SilentMonitor AudibleIndication	Set for an audio click at beginning of the silent monitor.	UINT	4
SupervisorAssist CallMethod	Set for Unified CCE PIM will create a blind conference call for supervisor assist request; otherwise will create consultative call.	UINT	4
EmergencyCall Method	Set for Unified CCE PIM will create a blind conference call for emergency call request; otherwise create a consultative call.	UINT	4
AutoRecordOn Emergency	Set for automatically record when emergency call request.	UINT	4
RecordingMode	Set for the recording request go through Unified CM/PIM.	UINT	4
WorkModeTimer	Auto Wrap-up time out.	UINT	4
RingNoAnswerDN	The dialed number identifier for new re-route destination in the case of ring no answer.	UINT	4
Floating Part			
Field Name	Value	Data Type	Max. Size
DefaultDevicePort Address	Optional value to override the default port address for the agent telephony device.	STRING	32
PlayZipTone	1 - ZipTone is enabled on auto answer 0 - ZipTone is disabled on auto answer	UINT	4
ACDSharedLineUsage	1 - Agent is permitted to use shared lines 0 - Agent is prohibited from using shared lines	UINT	4

Table 113: Boolean Desk Settings Masks

Mask Name	Description	Value
DESK_AVAIL_AFTER_INCOMING_MASK	Set for automatically consider the agent available after handling an incoming call.	0x00000001
DESK_AVAIL_AFTER_OUTGOING_MASK	Set for automatically consider the agent available after handling an outbound call.	0x00000002
DESK_AUTO_ANSWER_ENABLED_MASK	Set when calls to the agent are automatically answered.	0x00000004
DESK_IDLE_REASON_REQUIRED_MASK	Set when the agent must enter a reason before entering the Idle state.	0x00000008
DESK_LOGOUT_REASON_REQUIRED_MASK	Set when the agent must enter a reason before logging out.	0x00000010
DESK_SUPERVCR_CALLS_ALLOWED_MASK	Set when the agent can initiate supervisor assisted calls.	0x00000020
DESK_AGENT_TO_AGENT_CALLS_ALLOWED	Set when calls to other agents are allowed.	0x00000040
DESK_OUTBOUND_ACCESS_INTERNATIONAL_MASK	Set when the agent can initiate international calls.	0x00000080
DESK_OUTBOUND_ACCESS_PUBLIC_NET_MASK	Set when the agent can initiate calls through the public network.	0x00000100
DESK_OUTBOUND_ACCESS_PRIVATE_NET_MASK	Set when the agent can initiate calls through the private network.	0x00000200
DESK_OUTBOUND_ACCESS_OPERATOR_ASSISTED_MASK	Set when the agent can initiate operator assisted calls.	0x00000400
DESK_OUTBOUND_ACCESS_PBX_MASK	Set when the agent can initiate outbound PBX calls.	0x00000800
DESK_NON_ACD_CALLS_ALLOWED_MASK	Set when the agent can place or handle non-ACD calls.	0x00001000
DESK_AGENT_CAN_SELECT_GROUP_MASK	Set when the agent can select which groups they are logged in to.	0x00002000

SET_AGENT_SERVICE_DATA_REQ

This event is used to get the feedback from agent on agent answers suggestion provided by Google (or any Answer Service). The agent selects thumbs-up or thumbs-down for each suggestion. This number is passed using SET_AGENT_SERVICE_DATA_REQ event.

Table 114: SET_AGENT_SERVICE_DATA_REQ Message Format

Fixed Part			
Field Name	Value	Data Type	Byte Size
MessageHeader	Standard message header. MessageType = 283.	MHDR	8
InvokeID	An ID for this request message that will be returned in the corresponding confirm message.	UINT	4
RouterCallKeyDay	If specified, allows the setting of the router call key day	UINT	4
RouterCallKey	If specified, allows the setting of the RouterCallKeySequenceNumber	UINT	4
RouterCallKeySequenceNumber	The RouterCallKeyDay and RouterCallKeyCallID fields together form the TaskID	UINT	4
AgentSkillTargetID	The skill target ID of the agent to whom the task or the call will be routed.	UINT	4
Floating Part			
NumOfEnabledServices (Optional)	Number of services invoked by the Agent Desktop for the agent. If no services are invoked it will be 0. The message with 0 services enabled, is sent when the all services are disabled.	USHORT	2

FltEnabledServices (Optional)	List of features invoked by the agent desktop. The size of it is determined by the NumOfEnabledServices. The feature types are: 1. Agent Assist 2. Transcript 3. Recording	USHORT (NumOfEnabledServices)	2* (NumOfEnabledServices)
TotalAnswersSuggestion (Optional)	Indicates the total number of suggestions presented to Agent by Google or any other answer provider.	USHORT	2
NumPositiveAnswersSuggestions (Optional)	Number of positive suggestion accepted by the agent.	USHORT	2
NumNegativeAnswersSuggestions (Optional)	Number of negative suggestions accepted by the agent	USHORT	2

Table 115: SET_AGENT_SERVICE_DATA_CONF Message Format

Fixed Part			
Field Name	Value	Data Type	Byte Size
MessageHeader	Standard message header. MessageType = 284.	MHDR	8
NumInvokeID	Set to the value of the InvokeID from the corresponding request message.	UINT	4
Status	The status code indicating the cause of the failure. The possible status codes are defined in the Failure Indication Message status code table.	UINT	4

Connection Monitor Service

The Connection Monitor service generates Unified CCE Alarm Events whenever a CTI client session that has been granted this service is established or is terminated. The alarm messages contain the ClientID, Client Signature, and IP address of the CTI client and indicate whether the session was established, terminated normally (i.e. a CTI client CLOSE_REQ), or terminated abnormally. You can use these alarms to notify administrative personnel when, for example, an unattended CTI Bridge Server client may need attention. This service has no CTI client messages.

Client Control Service

The Client Control service lets CTI client applications request changes to agent states, establish, answer, control, and terminate calls on behalf of a specified agent position, and manipulate telephone features associated with a desktop telephone device. The Client Control service permits a CTI client with Client Events service to control the associated agent device and rejects attempts to control any other devices. CTI clients with All Events service may attempt to control any agent device (subject to any limitations imposed by the peripheral).

Client Control service messages that initiate new calls contain a boolean PostRoute field. When this field is set to TRUE, the value in the DialedNumber field of the message and the accumulated call context data is presented to Unified CCE r as a Post-Route request from the peripheral’s routing client. The label returned in the Unified CCE’s route response then initiates the call instead of the given dialed number. This enables the CTI client to harness the power of the Unified CCE to find the most appropriate destination for the call.

The Client Control service consists of paired request/response messages. The CTI client sends a request message for the desired control action, and the CTI Server response indicates the outcome of the request. Depending on the specifics of the request, 10 to 15 seconds may elapse before the CTI Server returns the response message.

Receipt of the request is indicated by the corresponding control action confirmation message. If a request is unsuccessful, the CTI server instead sends a CONTROL_FAILURE_CONF message to indicate that the requested control service function identified by the given InvokeID was unsuccessful.

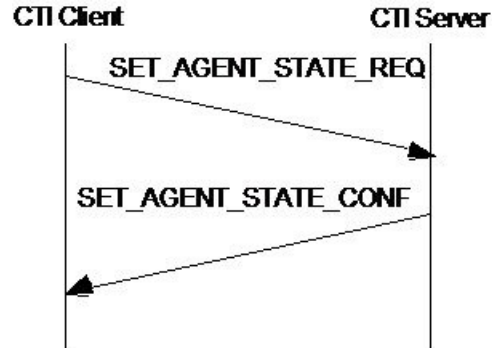
Table 116: CONTROL_FAILURE_CONF Message Format

Field Name	Value	Data Type	Byte Size
MessageHeader	Standard message header. MessageType = 35.	MHDR	8
InvokeID	Set to the value of the InvokeID from the corresponding request message.	UINT	4
FailureCode	A Status Code value specifying the reason that the request failed. GENRC_UNSECHDRECTION (70)	USHORT	2

PeripheralError Code	A peripheral error code indicating the cause of the failure.	UINT	4
----------------------	--	------	---

The CTI client may receive unsolicited call or agent event messages that are caused by the request before or after the request confirmation message.

This figure illustrates the general Client Control message flow (using the messages to control agent state, described later in this section):



This table summarizes the Client Control service messages:

Table 117: Client Control Service Messages

Message	Action Requested	Server Response Message
QUERY_AGENT_STATE_REQ	Retrieve the current state of an agent at a specified device.	QUERY_AGENT_STATE_CONF
SET_AGENT_STATE_REQ	Change an ACD agent's state.	SET_AGENT_STATE_CONF
ALTERNATE_CALL_REQ	Place an active call on hold and then retrieve a previously held call or answer an alerting call at the same device.	ALTERNATE_CALL_CONF
ANSWER_CALL_REQ	Connect an alerting call at the device that is alerting.	ANSWER_CALL_CONF
CLEAR_CALL_REQ	Release all devices from the specified call.	CLEAR_CALL_CONF
CLEAR_CONNECTION_REQ	Release a specific device connection from the designated call.	CLEAR_CONNECTION_CONF
CONFERENCE_CALL_REQ	Conference an existing held call with another active call.	CONFERENCE_CALL_CONF
CONSULTATION_CALL_REQ	Place an active call on hold and then make a new call.	CONSULTATION_CALL_CONF

DEFLECT_CALL_REQ	Move an alerting call from a known device to another device.	DEFLECT_CALL_CONF
HOLD_CALL_REQ	Place an existing call connection into the held state.	HOLD_CALL_CONF
MAKE_CALL_REQ	Initiate a call between two devices.	MAKE_CALL_CONF
RECONNECT_CALL_REQ	Clear an active call and retrieve an existing held call.	RECONNECT_CALL_CONF
RETRIEVE_CALL_REQ	Retrieve an existing held connection.	RETRIEVE_CALL_CONF
TRANSFER_CALL_REQ	Transfer a held call to another active call at the same device.	TRANSFER_CALL_CONF
QUERY_DEVICE_INFO_REQ	Retrieve general information about a specified device.	QUERY_DEVICE_INFO_CONF
SNAPSHOT_CALL_REQ	Retrieve information about a specified call.	SNAPSHOT_CALL_CONF
SNAPSHOT_DEVICE_REQ	Retrieve information about a specified device.	SNAPSHOT_DEVICE_CONF
SEND_DTMF_SIGNAL_REQ	Transmit a series of DTMF tones.	SEND_DTMF_SIGNAL_CONF
SUPERVISOR_ASSIST_REQ	Assistance from a supervisor.	SUPERVISOR_ASSIST_CONF
EMERGENCY_CALL_REQ	Emergency call to supervisor.	EMERGENCY_CALL_CONF
BAD_CALL_REQ	Indicate a bad line condition.	BAD_CALL_CONF
START_NETWORK_RECORDING_REQ	Start recording the call.	START_NETWORK_RECORDING_CONF
STOP_NETWORK_RECORDING_REQ	Stop recording the call	STOP_NETWORK_RECORDING_CONF

Related Topics

[Failure Indication Message Status Codes](#), on page 319

QUERY_AGENT_STATE_REQ

Send this message to retrieve the current state of an agent at a specified device.

Table 118: QUERY_AGENT_STATE_REQ Message Format

Fixed Part			
Field Name	Value	Data Type	Byte Size
MessageHeader	Standard message header. MessageType = 36.	MHDR	8

InvokeID	An ID for this request message, returned in the corresponding confirm message.	UINT	4
PeripheralID	The PeripheralID of the ACD where the device is located.	UINT	4
MRDID	Media Routing Domain ID as configured in Unified CCE and the ARM client. MRDID and one of ICMAgentID, AgentExtension, AgentID, or AgentInstrument must be provided.	INT	4
ICMAgentID	The Skill Target ID, a unique agent identifier for Unified CCE. At least one of ICMAgentID, AgentExtension, AgentID, or AgentInstrument must be provided.	INT	4
Floating Part			
Field Name	Value	Data Type	Max. Size
AgentExtension	The agent's ACD teleaset extension. At least one of ICMAgentID, AgentExtension, AgentID, or AgentInstrument must be provided.	STRING	16
AgentID	The agent's ACD login ID. At least one of ICMAgentID, AgentExtension, AgentID, or AgentInstrument must be provided.	STRING	12

AgentInstrument	The agent's ACD instrument number. At least one of ICMAgentID, AgentExtension, AgentID, or AgentInstrument must be provided.	STRING	64
-----------------	--	--------	----

The CTI Server sends the QUERY_AGENT_STATE CONF message as the query response:

Table 119: QUERY_AGENT_STATE_CONF Message Format

Fixed Part			
Field Name	Value	Data Type	Byte Size
MessageHeader	Standard message header. MessageType = 37.	MHDR	8
InvokeID	Set to the value of the InvokeID from the corresponding request message.	UINT	4
AgentState	An AgentState value representing the current state of the associated agent.	USHORT	2
NumSkillGroups	The number of Skill Groups that the agent is currently associated with, up to a maximum of 20. This value also indicates the number of SkillGroup Number, SkillGroupID, SkillGroup Priority, and Skill GroupState floating fields in the floating part of the message.	USHORT	2
MRDID	Media Routing Domain ID as configured in Unified CCE and the ARM client.	INT	4

NumTasks	The number of tasks currently assigned to the agent – this is the number that Unified CCE compares to the MaxTaskLimit to decide if the agent is available to be assigned additional tasks. This includes active tasks as well as those that are offered, paused, and in wrapup.	UINT	4
AgentMode	The mode that the agent will be in when the login completes. ROUTABLE = 1, NOT ROUTABLE = 0	USHORT	2
MaxTaskLimit	The maximum number of tasks that the agent can be simultaneously working on.	UINT	4
ICMAgentID	The Skill Target ID, a unique agent identifier for Unified CCE.	INT	4

Agent Availability Status	<p>An agent is available to work on a task in this Media Routing Domain if the agent meets all of these conditions:</p> <ul style="list-style-type: none"> • The agent is routable for this Media Routing Domain • The agent is not in Not Ready state for skill groups in other Media Routing Domain • The agent is temp routable, meaning that the agent is not in Reserved, Active, Work-Ready, or Work-Not Ready state on a non-interruptible task in another Media Routing Domain. • The agent has not reached the maximum task limit for this Media Routing Domain <p>An available agent is eligible to be assigned a task. Who can assign a task to the agent is determined by whether or not the agent is Routable.</p> <p>An agent is ICMAvailable in MRD X if he is available in X and Routable with respect to X. An agent is ApplicationAvailable in MRD X if he is available in X and not Routable with respect to X. Otherwise an agent is NotAvailable in MRD X.</p> <p>NOT AVAILABLE = 0, ICM AVAILABLE = 1, APPLICATION AVAILABLE=2</p>	UINT	4
---------------------------	--	------	---

DepartmentID	Department ID of the Agent	INT	4
Floating Part			
Field Name	Value	Data Type	Max Size
AgentID (optional)	The agent's ACD login ID, if an agent is logged into the specified device.	STRING	12
AgentExtension (optional)	The agent's ACD teleset extension, if an agent is logged into the specified device.	STRING	16
AgentInstrument (optional)	The agent's ACD instrument number, if an agent is logged into the specified device.	STRING	64
SkillGroup Number	The number of an agent Skill Group queue that the call has been added to, as known to the peripheral. May contain the special value NULL_SKILL_GROUP when not applicable or not available. There may be more than one SkillGroupNumber field in the message (see NumSkillGroups).	UINT	4
SkillGroupID	The SkillGroupID of the agent SkillGroup queue that the call has been added to. May contain the special value NULL_SKILL_GROUP when not applicable or not available. There may be more than one SkillGroupID field in the message (see Num SkillGroups). This field always immediately follows the corresponding SkillGroupNumber field.	UINT	4

SkillGroup Priority	The priority of the skill group, or 0 when skill group priority is not applicable or not available. There may be more than one SkillGroup Priority field in the message (see NumSkillGroups). This field always immediately follows the corresponding SkillGroupID field.	USHORT	2
SkillGroupState	One of the values from representing the current state of the associated agent with respect to the skill group. There may be more than one SkillGroupState field in the message (see NumSkillGroups). This field always immediately follows the corresponding SkillGroupPriority field.	USHORT	2
InternalAgentState	A value representing the agent's internal state. All the transitional states the agent goes through are part of agent internal states values. Cisco reserved this tag for internal use only.	USHORT	2
MaxBeyondTaskLimit	The maximum number of tasks that the agent can simultaneously be working on after reaching maximum task limit.	UINT	4

Related Topics

[Agent Internal States Message Values](#), on page 375

[AgentState Values](#), on page 344

[Special Values](#), on page 327

SET_AGENT_STATE_REQ

Use this message to change an ACD agent state to one of the values defined below.



Note For Remote Agent login, use “;” to separate the instrument and agent phone number in the AgentInstrument field. Use RA_CALL_BY_CALL or RA_NAILED_CONNECTION in the AgentWorkMode field for the Remote Agent login mode.

Table 120: SET_AGENT_STATE_REQ Message Format

Fixed Part			
Field Name	Value	Data Type	Byte Size
MessageHeader	Standard message header. MessageType = 38.	MHDR	8
InvokeID	An ID for this request message, returned in the corresponding confirm message.	UINT	4
PeripheralID	The PeripheralID of the ACD where the device is located.	UINT	4
AgentState	An AgentState value representing the desired state of the associated agent.	USHORT	2
AgentWorkMode	An AgentWorkMode value representing the desired work mode of the associated agent.	USHORT	2
NumSkillGroups	The number of SkillGroup Number and SkillGroup Priority fields in the floating part of the message, up to a maximum of 10.	USHORT	2
EventReasonCode	A peripheral-specific code indicating the reason for the state change.	USHORT	2

ForcedFlag	The CTI Server is requested to force this state change regardless of its validity. Used only with AGENT_STATE_LOGIN or AGENT_STATE_LOGOFF: 0 = FALSE 1 = TRUE 2 = Agent authentication only. No agent state change. Use with AGENT_STATE_LOGIN. Note that this parameter is not used in CTI Server and is reserved for future use.	UCHAR	1
AgentServiceReq	BitMask indicates what services the agent expects.	UINT	4
Floating Part			
Field Name	Value	Data Type	Max. Size
AgentInstrument	The agent's ACD instrument number.	STRING	64
ActiveTerminal	The selected terminal device name, if any.	STRING	64
AgentID (optional)	The agent's ACD login ID. This field is required when AgentState is AGENT_STATE_LOGIN or AGENT_STATE_LOGOUT.	STRING	12
AgentPassword (optional)	The password that allows an agent to log into or out of an agent SkillGroup. This field is required when AgentState is AGENT_STATE_LOGIN or AGENT_STATE_LOGOUT and the SSOEnabled element is not set to 1.	STRING	64

PositionID (optional)	Required by some peripherals when AgentState is AGENT_STATE_LOGIN.	STRING	12
SupervisorID (optional)	Required by some peripherals when AgentState is AGENT_STATE_LOGIN.	STRING	12
SSOEnabled (optional)	When AgentState is AGENT_STATE_LOGIN, this field indicates the agent's SSO configuration at the client: <ul style="list-style-type: none"> • 0 = SSO disabled • 1 = SSO enabled 		
SkillGroupNumber (optional)	When AgentState is AGENT_STATE_LOGIN or AGENT_STATE_LOGOUT, this field may be required by some peripherals and specifies the number (as known to the peripheral) of the agent Skill Group that the agent will be logged into or out of. There may be more than one Skill GroupNumber field in the message (see NumSkill Groups). If AgentState is AGENT_STATE_LOGOUT and no SkillGroupNumber fields are provided, the agent will be logged out of ALL currently logged-in skill groups. Some ACDs ignore this field and/or use the ACD default; see the list in the CALL_DELIVERED_EVENT section.	INT	4

SkillGroupPriority	The priority of the skill group, or 0 when skill group priority is not applicable or not available. There may be more than one SkillGroup Priority field in the message (see NumSkill Groups). This field always immediately follows the corresponding SkillGroup Number field.	USHORT	2
--------------------	---	--------	---

The CTI Server sends the SET_AGENT_STATE_CONF message to confirm receipt of the request:

Table 121: SET_AGENT_STATE_CONF Message Format

Field Name	Value	Data Type	Byte Size
MessageHeader	Standard message header. MessageType = 39.	MHDR	8
InvokeID	Set to the value of the InvokeID from the corresponding request message.	UINT	4

Related Topics

[AgentState Values](#), on page 344

[AgentWorkMode Values](#), on page 370

[CALL_DELIVERED_EVENT](#), on page 66

ALTERNATE_CALL_REQ

Use this message to alternate between calls. This message requests the compound action of placing an active call on hold and then either retrieving a previously held call or answering an alerting call at the same device.

Table 122: ALTERNATE_CALL_REQ Message Format

Fixed Part			
Field Name	Value	Data Type	Byte Size
MessageHeader	Standard message header. MessageType = 40.	MHDR	8
InvokeID	An ID for this request message, returned in the corresponding confirm message.	UINT	4

PeripheralID	The PeripheralID of the ACD where the calls are located.	UINT	4
ActiveConnection CallID	The Call ID value assigned to the currently active call by the peripheral or Unified CCE.	UINT	4
OtherConnection CallID	The Call ID value assigned to the other call by the peripheral or Unified CCE.	UINT	4
ActiveConnection DeviceIDType	The type of device ID in the ActiveConnectionDeviceID floating field.	USHORT	2
OtherConnection DeviceIDType	The type of device ID in the OtherConnectionDeviceID floating field.	USHORT	2
Floating Part			
Field Name	Value	Data Type	Max. Size
ActiveConnection DeviceID	The device ID of the device associated with the currently active connection.	STRING	64
OtherConnection Device ID	The device ID of the device associated with the other connection.	STRING	64
AgentInstrument (optional)	The agent's ACD instrument number.	STRING	64

The CTI Server sends the ALTERNATE_CALL_CONF message to confirm receipt of the request:

Table 123: ALTERNATE_CALL_CONF Message Format

Field Name	Value	Data Type	Byte Size
MessageHeader	Standard message header. MessageType = 41.	MHDR	8
InvokeID	Set to the value of the InvokeID from the corresponding request message.	UINT	4

Related Topics

[ConnectionDeviceIDType Values](#), on page 356

ANSWER_CALL_REQ

Use this message upon delivery of an alerting call, to connect the alerting call at the device that is alerting. The ANSWER_CALL_REQ message is defined in this table:

Table 124: ANSWER_CALL_REQ Message Format

Fixed Part			
Field Name	Value	Data Type	Byte Size
MessageHeader	Standard message header. MessageType = 42.	MHDR	8
InvokeID	An ID for this request message, returned in the corresponding confirm message.	UINT	4
PeripheralID	The PeripheralID of the ACD where the call is located.	UINT	4
ConnectionCallID	The Call ID value assigned to the call by the peripheral or Unified CCE. May contain the special value 0xffffffff if the alerting Call ID value is not provided.	UINT	4
ConnectionDevice IDType	The type of device ID in the ConnectionDeviceID floating field.	USHORT	2
Floating Part			
Field Name	Value	Data Type	Max. Size
ConnectionDevice ID	The device ID of the device associated with the connection.	STRING	64
AgentInstrument (optional)	The ACD instrument number of the instrument that should answer the call.	STRING	64

The CTI Server sends the ANSWER_CALL_CONF message to confirm receipt of the request:

Table 125: ANSWER_CALL_CONF Message Format

Field Name	Value	Data Type	Byte Size
MessageHeader	Standard message header. Message Type = 43.	MHDR	8
InvokeID	Set to the value of the InvokeID from the corresponding request message.	UINT	4

Related Topics

[ConnectionDeviceIDType Values](#), on page 356

CLEAR_CALL_REQ

Use this message on hanging up a call, to release all devices from the specified call.

Table 126: CLEAR_CALL_REQ Message Format

Fixed Part			
Field Name	Value	Data Type	Byte Size
MessageHeader	Standard message header. MessageType = 44.	MHDR	8
InvokeID	An ID for this request message, returned in the corresponding confirm message.	UINT	4
PeripheralID	The PeripheralID of the ACD where the call is located.	UINT	4
ConnectionCallID	The Call ID value assigned to the call by the peripheral or Unified CCE.	UINT	4
ConnectionDevice IDType	The type of device ID in the ConnectionDeviceID floating field.	USHORT	2
Floating Part			
Field Name	Value	Data Type	Max. Size
ConnectionDevice ID	The device ID of the device associated with the connection.	STRING	64

AgentInstrument (optional)	The agent's ACD instrument number.	STRING	64
----------------------------	------------------------------------	--------	----

The CTI Server sends the CLEAR_CALL_CONF message to confirm receipt of the request:

Table 127: CLEAR_CALL_CONF Message Format

Field Name	Value	Data Type	Byte Size
MessageHeader	Standard message header. Message Type = 45.	MHDR	8
InvokeID	Set to the value of the InvokeID from the corresponding request message.	UINT	4

Related Topics

[ConnectionDeviceIDType Values](#), on page 356

CLEAR_CONNECTION_REQ

Use this message on hanging up a specific phone, to release the device connection from the designated call.

Table 128: CLEAR_CONNECTION_REQ Message Format

Fixed Part			
Field Name	Value	Data Type	Byte Size
MessageHeader	Standard message header. MessageType = 46.	MHDR	8
InvokeID	An ID for this request message, returned in the corresponding confirm message.	UINT	4
PeripheralID	The PeripheralID of the ACD where the call is located.	UINT	4
ConnectionCallID	The Call ID value assigned to the call by the peripheral or Unified CCE.	UINT	4
ConnectionDeviceIDType	The type of device ID in the ConnectionDeviceID floating field.	USHORT	2

RequestingDevice IDType (optional)	Indicates the type of the device identifier supplied in the RequestingDeviceID field. NONE is an acceptable value.	USHORT	2
Floating Part			
Field Name	Value	Data Type	Max. Size
ConnectionDeviceID	The device ID of the device connection that is to be released.	STRING	64
AgentInstrument (optional)	The ACD instrument number of the instrument with device connection that is to be released.	STRING	64
CTIOSCILClientID	Unique ID for use by CTI OS to identify the CIL Client.	STRING	64
RequestingDeviceID (optional)	Optionally specifies the controller device requesting the clear operation.	STRING	64

The CTI Server sends the CLEAR_CONNECTION_CONF message to confirm receipt of the request:

Table 129: CLEAR_CONNECTION_CONF Message Format

Field Name	Value	Data Type	Byte Size
MessageHeader	Standard message header. MessageType = 47.	MHDR	8
InvokeID	Set to the value of the InvokeID from the corresponding request message.	UINT	4

Related Topics

[ConnectionDeviceIDType Values](#), on page 356

[DeviceIDType Values](#), on page 352

CONFERENCE_CALL_REQ

Use this message to conference an existing held call with another active call. The two calls are merged and the two connections at the conferencing device are in the connected state.

Table 130: CONFERENCE_CALL_REQ Message Format

Fixed Part			
Field Name	Value	Data Type	Byte Size
MessageHeader	Standard message header. MessageType = 48.	MHDR	8
InvokeID	An ID for this request message, returned in the corresponding confirm message.	UINT	4
PeripheralID	The PeripheralID of the ACD where the call is located.	UINT	4
HeldConnection CallID	The Call ID value assigned to the held call by the peripheral or Unified CCE.	UINT	4
ActiveConnection CallID	The Call ID value assigned to the active call by the peripheral or Unified CCE.	UINT	4
HeldConnection DeviceIDType	The type of device ID in the HeldConnectionDeviceID floating field.	USHORT	2
ActiveConnection DeviceIDType	The type of device ID in the ActiveConnectionDeviceID floating.	USHORT	2
CallPlacementType	A CallPlacementType value specifying how the call is to be placed.	USHORT	2
CallMannerType	A CallMannerType value specifying additional call processing options.	USHORT	2

AlertRings	The maximum amount of time that the call's destination will remain alerting, specified as an approximate number of rings. A zero value indicates that the peripheral default (typically 10 rings) should be used.	USHORT	2
CallOption	A CallOption value specifying additional peripheral-specific call options.	USHORT	2
FacilityType	A FacilityType value indicating the type of facility to be used.	USHORT	2
AnsweringMachine	An AnsweringMachine value specifying the action to be taken if the call is answered by an answering machine.	USHORT	2
Priority	Set to TRUE if the call should receive priority handling.	BOOL	2
PostRoute ¹	When this field is set to TRUE and a DialedNumber is provided instead of a held call (single step conference), the Unified ICM post-routing capabilities determine the new call destination.	BOOL	2
NumNamed Variables	The number of NamedVariable floating fields present in the floating part of the message.	USHORT	2
NumNamed Arrays	The number of NamedArray floating fields present in the floating part of the message.	USHORT	2
Floating Part			

Field Name	Value	Data Type	Max. Size
ActiveConnection DeviceID	The device ID of the device associated with the active connection.	STRING	64
HeldConnection Device ID	The device ID of the device associated with the held connection.	STRING	64
AgentInstrument (optional)	The agent's ACD instrument number.	STRING	64
DialedNumber (optional)	The number to be dialed to effect a single step conference of the active call. Either a HeldConnection DeviceID or DialedNumber is required.	STRING	40
UserToUserInfo (optional)	The ISDN user-to-user information.	UNSPEC	131
CallVariable1 (optional)	Call-related variable data.	STRING	41
...
CallVariable10 (optional)	Call-related variable data.	STRING	41
CallWrapupData (optional)	Call-related wrapup data.	STRING	40
NamedVariable (optional)	Call-related variable data that has a variable name defined in the Unified CCE. There may be an arbitrary number of NamedVariable and NamedArray fields in the message, subject to a combined total limit of 2000 bytes.	NAMEDVAR	251

NamedArray (optional)	Call-related variable data that has an array variable name defined in the Unified CCE. There may be an arbitrary number of Named Variable and NamedArray fields in the message, subject to a combined total limit of 2000 bytes.	NAMED ARRAY	252
FacilityCode (optional)	A trunk access code, split extension, or other data needed to access the chosen facility.	STRING	40
Authorization Code (optional)	An authorization code needed to access the resources required to initiate the call.	STRING	40
AccountCode (optional)	A cost-accounting or client number used by the peripheral for charge-back purposes.	STRING	40

¹ The PostRoute flag is not supported in Unified CCE environments when integrating with CUCM or UCCE System peripheral gateway. When a call is placed from an Agent's desktop in UCCE environment, a post route request is implicitly triggered by the PG, instead of a new call originating via the Unified Communications Manager.

The CTI Server sends the CONFERENCE_CALL_CONF message to confirm receipt of the request:

Table 131: CONFERENCE_CALL_CONF Message Format

Fixed Part			
Field Name	Value	Data Type	Byte Size
MessageHeader	Standard message header. MessageType = 49.	MHDR	8
InvokeID	Set to the value of the InvokeID from the corresponding request message.	UINT	4
NewConnection CallID	The Call ID value assigned to the resulting conference call by the peripheral or Unified CCE.	UINT	4

NewConnection DeviceIDType	The type of device ID in the NewConnectionDeviceID floating field.	USHORT	2
NumParties	The number of active connections associated with this conference call, up to a maximum of 16. This value also indicates the number of ConnectedPartyCallID, ConnectedPartyDeviceIDType, and ConnectedPartyDeviceID floating fields in the floating part of the message.	USHORT	2
LineHandle	This field identifies the teleset line used, if known. Otherwise this field is set to 0xffff.	USHORT	2
LineType	The type of the teleset line in the LineHandle field.	USHORT	2
Floating Part			
Field Name	Value	Data Type	Max. Size
NewConnection DeviceID	The device ID of the device associated with the connection.	STRING	64
ConnectedParty CallID (optional)	The Call ID value assigned to one of the conference call parties. There may be more than one ConnectedParty CallID field in the message (see NumParties).	UINT	4

ConnectedParty DeviceIDType (optional)	The type of device ID in the following ConnectedParty DeviceID floating field. There may be more than one ConnectedPartyDevice IDType field in the message (see NumParties). This field always immediately follows the corresponding Connected PartyCallID field.	USHORT	2
ConnectedParty DeviceID (optional)	The device identifier of one of the conference call parties. There may be more than one ConnectedParty DeviceID field in the message (see NumParties). This field always immediately follows the corresponding Connected PartyDeviceIDType field.	STRING	64

Related Topics

- [AnsweringMachine Values](#), on page 368
- [CallMannerType Values](#), on page 366
- [CallOption Values](#), on page 367
- [CallPlacementType Values](#), on page 366
- [ConnectionDeviceIDType Values](#), on page 356
- [FacilityType Values](#), on page 368
- [LineType Values](#), on page 356
- [NAMEDVAR Data Type](#), on page 29
- [NAMEDARRAY Data Type](#), on page 30

CONSULTATION_CALL_REQ

Use this message to request the combined action of placing an active call on hold and then making a new call. By default, the CTI Server uses the call context data of the active call to initialize the context data of the consultation call. You can override some or all of this original call context in the consultation call by providing the desired values in this request.

Because this request includes putting the call on hold, you cannot use it for a call that is already on hold. If you use this in a third-party desktop, the desktop must disable any options that make use of this call when the active call is on hold.

Table 132: CONSULTATION_CALL_REQ Message Format

Fixed Part			
Field Name	Value	Data Type	Byte Size
MessageHeader	Standard message header. MessageType = 50.	MHDR	8
InvokeID	An ID for this request message, returned in the corresponding confirm message.	UINT	4
PeripheralID	The Unified CCE PeripheralID of the ACD where the call is located.	UINT	4
ActiveConnectionCallID	The Call ID value assigned to the active call by the peripheral or Unified CCE.	UINT	4
ActiveConnectionDeviceIDType	The type of device ID in the ActiveConnectionDeviceID floating field.	USHORT	2
CallPlacementType	A CallPlacementType value specifying how the call is to be placed.	USHORT	2
CallMannerType	A CallMannerType value specifying additional call processing options.	USHORT	2
ConsultType	A ConsultType value indicating the reason for initiating the consult call.	USHORT	2
AlertRings	The maximum amount of time that the call's destination will remain alerting, specified as an approximate number of rings. A zero value indicates that the peripheral default (typically 10 rings) should be used.	USHORT	2

CallOption	A CallOption value specifying additional peripheral-specific call options.	USHORT	2
FacilityType	A FacilityType Value indicating the type of facility to be used.	USHORT	2
Answering Machine	An AnsweringMachine value specifying the action to be taken if the call is answered by an answering machine.	USHORT	2
Priority	Set this field to TRUE if the consultation call should receive priority handling.	BOOL	2
PostRoute ²	When TRUE, the Unified ICM post-routing capabilities determine the new call destination.	BOOL	2
NumNamed Variables	The number of NamedVariable floating fields present in the floating part of the message.	USHORT	2
NumNamed Arrays	The number of NamedArray floating fields present in the floating part of the message.	USHORT	2
Floating Part			
Field Name	Value	Data Type	Max. Size
ActiveConnection DeviceID	The device ID of the device associated with the active connection.	STRING	64
DialedNumber	The number to be dialed to establish the new call.	STRING	40

AgentInstrument (optional)	The ACD instrument number of the instrument that should initiate the new call. This field may be required for some peripheral types.	STRING	64
UserToUserInfo (optional)	The ISDN user-to-user information element that should be used in place of the corresponding data from the active call.	UNSPEC	131
CallVariable1 (optional)	Call-related variable data that should be used in place of the corresponding variable from the active call.	STRING	41
...
CallVariable10 (optional)	Call-related variable data that should be used in place of the corresponding variable from the active call.	STRING	41
CallWrapupData (optional)	Call-related wrapup data that should be used in place of the corresponding data from the active call.	STRING	40
NamedVariable (optional)	Call-related variable data that has a variable name defined in the Unified CCE. There may be an arbitrary number of Named Variable and NamedArray fields in the message, subject to a combined total limit of 2000 bytes.	NAMEDVAR	251

NamedArray (optional)	Call-related variable data that has an array variable name defined in the Unified CCE. There may be an arbitrary number of Named Variable and NamedArray fields in the message, subject to a combined total limit of 2000 bytes.	NAMEDARRAY	252
FacilityCode (optional)	A trunk access code, split extension, or other data needed to access the chosen facility.	STRING	40
Authorization Code (optional)	An authorization code needed to access the resources required to initiate the call.	STRING	40
AccountCode (optional)	A cost-accounting or client number used by the peripheral for charge-back purposes.	STRING	40

² The PostRoute flag is not supported in Unified CCE environments when integrating with CUCM or UCCE System peripheral gateway. When a call is placed from an Agent's desktop in UCCE environment, a post route request is implicitly triggered by the PG, instead of a new call originating via the Unified Communications Manager.

The CTI Server sends the CONSULTATION_CALL_CONF message to confirm receipt of the request:

Table 133: CONSULTATION_CALL_CONF Message Format

Fixed Part			
Field Name	Value	Data Type	Byte Size
MessageHeader	Standard message header. MessageType = 51.	MHDR	8
InvokeID	Set to the value of the InvokeID from the corresponding request message.	UINT	4
NewConnection CallID	The Call ID value assigned to the resulting new call by the peripheral or Unified CCE.	UINT	4

NewConnection DeviceIDType	The type of device ID in the NewConnectionDeviceID floating field.	USHORT	2
LineHandle	This field identifies the teletype line used, if known. Otherwise this field is set to 0xffff.	USHORT	2
LineType	The type of the teletype line in the LineHandle field.	USHORT	2
Floating Part			
Field Name	Value	Data Type	Max. Size
NewConnection DeviceID	The device ID of the device associated with the new call.	STRING	64

Related Topics

- [AnsweringMachine Values](#), on page 368
- [CallMannerType Values](#), on page 366
- [CallOption Values](#), on page 367
- [CallPlacementType Values](#), on page 366
- [ConnectionDeviceIDType Values](#), on page 356
- [ConsultType Values](#), on page 368
- [FacilityType Values](#), on page 368
- [LineType Values](#), on page 356
- [NAMEDVAR Data Type](#), on page 29
- [NAMEDARRAY Data Type](#), on page 30

DEFLECT_CALL_REQ

Use this message during a call forward operation, to take an alerting call from a known device and move it to another device.

Table 134: DEFLECT_CALL_REQ Message Format

Fixed Part			
Field Name	Value	Data Type	Byte Size
MessageHeader	Standard message header. MessageType = 52.	MHDR	8
InvokeID	An ID for this request message, returned in the corresponding confirm message.	UINT	4

PeripheralID	The PeripheralID of the ACD where the call is located.	UINT	4
ConnectionCallID	The Call ID value assigned to the alerting call by the peripheral or Unified CCE.	UINT	4
ConnectionDevice IDType	The type of device ID in the ConnectionDeviceID floating field.	USHORT	2
CalledDevice Type	The type of device ID in the Called DeviceID floating field.	USHORT	2
Floating Part			
Field Name	Value	Data Type	Max. Size
ConnectionDeviceID	The device ID of the device associated with the alerting connection.	STRING	64
CalledDeviceID	The destination device address identifying where the call is to be deflected.	STRING	64
AgentInstrument (optional)	The agent's ACD instrument number.	STRING	64

The CTI Server sends the DEFLECT_CALL_CONF message to confirm receipt of the request:

Table 135: DEFLECT_CALL_CONF Message Format

Field Name	Value	Data Type	Byte Size
MessageHeader	Standard message header. MessageType = 53.	MHDR	8
InvokeID	Set to the value of the InvokeID from the corresponding request message.	UINT	4

Related Topics

[ConnectionDeviceIDType Values](#), on page 356

[DeviceIDType Values](#), on page 352

HOLD_CALL_REQ

Use this message to place an existing call connection into the held state.

Table 136: HOLD_CALL_REQ Message Format

Fixed Part			
Field Name	Value	Data Type	Byte Size
MessageHeader	Standard message header. MessageType = 54.	MHDR	8
InvokeID	An ID for this request message, returned in the corresponding confirm message.	UINT	4
PeripheralID	The PeripheralID of the ACD where the call is located.	UINT	4
ConnectionCallID	The Call ID value assigned to the call by the peripheral or Unified CCE.	UINT	4
ConnectionDevice IDType	The type of device ID in the ConnectionDeviceID floating field.	USHORT	2
Reservation	TRUE to reserve the facility for reuse by the held call. Not appropriate for most non-ISDN telephones.	BOOL	2
Floating Part			
Field Name	Value	Data Type	Max. Size
ConnectionDevice ID	The device ID of the device associated with the connection.	STRING	64
AgentInstrument (optional)	The agent's ACD instrument number.	STRING	64

The CTI Server sends the HOLD_CALL_CONF message to confirm receipt of the request.

Table 137: HOLD_CALL_CONF Message Format

Field Name	Value	Data Type	Byte Size
------------	-------	-----------	-----------

MessageHeader	Standard message header. MessageType = 55.	MHDR	8
InvokeID	Set to the value of the InvokeID from the corresponding request message.	UINT	4

Related Topics

[ConnectionDeviceIDType Values](#), on page 356

MAKE_CALL_REQ

Use this message to initiate a call between two devices. This request attempts to create a new call and establish a connection between the calling device (originator) and the called device (destination).

Table 138: MAKE_CALL_REQ Message Format

Fixed Part			
Field Name	Value	Data Type	Byte Size
MessageHeader	Standard message header. MessageType = 56.	MHDR	8
InvokeID	An ID for this request message, returned in the corresponding confirm message.	UINT	4
PeripheralID	The PeripheralID of the ACD where the devices are located.	UINT	4
CallPlacementType	A CallPlacementType value specifying how the call is to be placed.	USHORT	2
CallMannerType	A CallMannerType specifying additional call processing options.	USHORT	2
AlertRings	The maximum amount of time that the call's destination will remain alerting, specified as an approximate number of rings. A zero value indicates to use the peripheral default (typically 10 rings).	USHORT	2

CallOption	A CallOption value specifying additional peripheral-specific call options.	USHORT	2
FacilityType	A FacilityType value indicating the type of facility to be used.	USHORT	2
AnsweringMachine	An AnsweringMachine value specifying the action to be taken if the call is answered by an answering machine.	USHORT	2
Priority	Set this field to TRUE if the call should receive priority handling.	BOOL	2
PostRoute ³	When TRUE, the Unified ICM post-routing capabilities determine the new call destination.	BOOL	2
NumNamed Variables	The number of NamedVariable floating fields present in the floating part of the message.	USHORT	2
NumNamedArrays	The number of NamedArray floating fields present in the floating part of the message.	USHORT	2
SkilGroupNumber	The peripheral number of the skill group to make the call on behalf of. May be NULL_SKILL_GROUP if default is desired.	UINT	4
Floating Part			
Field Name	Value	Data Type	Max. Size
AgentInstrument	The agent's ACD instrument number	STRING	64
DialedNumber	The number to be dialed to establish the new call.	STRING	40

UserToUserInfo (optional)	The ISDN user-to-user information.	UNSPEC	131
CallVariable1 (optional)	Call-related variable data.	STRING	41
...
CallVariable10 (optional)	Call-related variable data.	STRING	41
CallWrapupData (optional)	Call-related wrapup data.	STRING	40
NamedVariable (optional)	Call-related variable data that has a variable name defined in the Unified CCE. There may be an arbitrary number of Named Variable and NamedArray fields in the message, subject to a combined total limit of 2000 bytes. .	NAMED VAR	251
NamedArray (optional)	Call-related variable data that has an array variable name defined in the Unified CCE. There may be an arbitrary number of Named Variable and NamedArray fields in the message, subject to a combined total limit of 2000 bytes.	NAMED ARRAY	252
FacilityCode (optional)	A trunk access code, split extension, or other data needed to access the chosen facility.	STRING	40
AuthorizationCode (optional)	An authorization code needed to access the resources required to initiate the call.	STRING	40
AccountCode (optional)	A cost-accounting or client number used by the peripheral for charge-back purposes.	STRING	40

CCT (optional)	Call control table, required for Aspect PIM unless Call Placement Type is CPT_OUTBOUND.	STRING	4
----------------	---	--------	---

- ³ The PostRoute flag is not supported in Unified CCE environments when integrating with CUCM or UCCE System peripheral gateway. When a call is placed from an Agent's desktop in UCCE environment, a post route request is implicitly triggered by the PG, instead of a new call originating via the Unified Communications Manager.

The CTI Server sends the MAKE_CALL_CONF message to confirm receipt of the request.

Table 139: MAKE_CALL_CONF Message Format

Fixed Part			
Field Name	Value	Data Type	Byte Size
MessageHeader	Standard message header. MessageType = 57.	MHDR	8
InvokeID	Set to the value of the InvokeID from the corresponding request message.	UINT	4
NewConnection CallID	The Call ID value assigned to the call by the peripheral or Unified CCE.	UINT	4
NewConnection DeviceIDType	The type of device ID in the NewConnection Device ID floating field.	USHORT	2
LineHandle	This field identifies the teletype line used, if known. Otherwise this field is set to 0xffff.	USHORT	2
LineType	The type of the teletype line in the LineHandle field.	USHORT	2
Floating Part			
Field Name	Value	Data Type	Max. Size
NewConnection DeviceID	The device ID of the device associated with the connection.	STRING	64

Related Topics

[AnsweringMachine Values](#), on page 368

- [CallMannerType Values](#), on page 366
- [CallOption Values](#), on page 367
- [CallPlacementType Values](#), on page 366
- [ConnectionDeviceIDType Values](#), on page 356
- [FacilityType Values](#), on page 368
- [LineType Values](#), on page 356
- [NAMEDVAR Data Type](#), on page 29
- [NAMEDARRAY Data Type](#), on page 30

MAKE_PREDICTIVE_CALL_REQ

Use this message to request the initiation of a call between a group of devices and a logical device on behalf of a calling device (originating). The request creates a new call and establishes a connection with the called device (terminating).

Table 140: MAKE_PREDICTIVE_CALL_REQ Message Format

Fixed Part			
Field Name	Value	Data Type	Byte Size
MessageHeader	Standard message header. Message Type = 58.	MHDR	8
InvokeID	An ID for this request message that will be returned in the corresponding confirm message.	UINT	4
PeripheralID	The PeripheralID of the ACD where the devices are located.	UINT	4
CallPlacementType	A CallPlacementType value specifying how the call is to be placed.	USHORT	2
CallMannerType	A CallMannerType value specifying additional call processing options.	USHORT	2

AlertRings	The maximum amount of time that the call's destination will remain alerting, specified as an approximate number of rings. A zero value indicates that the peripheral default (typically 10 rings) should be used.	USHORT	2
CallOption	A CallOption value specifying additional peripheral-specific call options.	USHORT	2
FacilityType	A FacilityType value indicating the type of facility to be used.	USHORT	2
AnsweringMachine	An AnsweringMachine value specifying the action to be taken if the call is answered by an answering machine.	USHORT	2
Priority	Set this field to TRUE if the call should receive priority handling.	BOOL	2
AllocationState	An AllocationState value indicating the destination connection state that should cause the call to be connected to the originating device.	USHORT	2
DestinationCountry	A DestinationCountry value specifying the country of the destination of the call.	USHORT	2
AnswerDetectMode	An AnswerDetectMode value specifying the mode of operation of the answering machine detection equipment.	USHORT	2

AnswerDetectTime	The time interval, in seconds, allotted for answering machine detection. A zero value indicates that the peripheral default should be used.	USHORT	2
AnswerDetect Control1	A peripheral-specific value used to control the operation of answering machine detection equipment. Set this field to zero when not used or not applicable.	ULONG	4
AnswerDetect Control2	A peripheral-specific value used to control the operation of answering machine detection equipment. Set this field to zero when not used or not applicable.	ULONG	4
NumNamed Variables	The number of NamedVariable floating fields present in the floating part of the message.	USHORT	2
NumNamedArrays	The number of NamedArray floating fields present in the floating part of the message.	USHORT	2
Floating Part			
Field Name	Value	Data Type	Max. Size
OriginatingDevice ID	The ACD device (CCT, VDN, etc.) that will originate the call.	STRING	64
DialedNumber	The number to be dialed to establish the new call.	STRING	40
UserToUserInfo (optional)	The ISDN user-to-user information.	UNSPEC	131
CallVariable1 (optional)	Call-related variable data.	STRING	41
...

CallVariable10 (optional)	Call-related variable data.	STRING	41
CallWrapupData (optional)	Call-related wrapup data.	STRING	40
NamedVariable (optional)	Call-related variable data that has a variable name defined in the Unified CCE. There may be an arbitrary number of Named Variable and NamedArray fields in the message, subject to a combined total limit of 2000 bytes.	NAMEDVAR	251
NamedArray (optional)	Call-related variable data that has an array variable name defined in the Unified CCE. There may be an arbitrary number of Named Variable and NamedArray fields in the message, subject to a combined total limit of 2000 bytes.	NAMED ARRAY	252
FacilityCode (optional)	A trunk access code, split extension, or other data needed to access the chosen facility.	STRING	40
AuthorizationCode (optional)	An authorization code needed to access the resources required to initiate the call.	STRING	40
AccountCode (optional)	A cost-accounting or client number used by the peripheral for charge-back purposes.	STRING	40
OriginatingLineID (optional)	The originating line ID to be used for the call (not supported by all ACDs and trunk types).	STRING	40
CCT (optional)	Call control table, required for Aspect PIM unless Call Placement Type is CPT_OUTBOUND.	STRING	4

The MAKE_PREDICTIVE_CALL_CONF message confirms receipt of the request.

Table 141: MAKE_PREDICTIVE_CALL_CONF Message Format

Fixed Part			
Field Name	Value	Data Type	Byte Size
MessageHeader	Standard message header. MessageType = 59.	MHDR	8
InvokeID	Set to the same value as the InvokeID from the corresponding request message.	UINT	4
NewConnectionCallID	The Call ID value assigned to the call by the peripheral or Unified CCE.	UINT	4
NewConnectionDeviceIDType	Indicates the type of the device identifier supplied in the NewConnectionDeviceID floating field.	USHORT	2
LineHandle	This field identifies the teletest line used, if known. Otherwise this field is set to 0xffff.	USHORT	2
LineType	Indicates the type of the teletest line given in the LineHandle field.	USHORT	2
Floating Part			
Field Name	Value	Data Type	Max. Size
NewConnectionDeviceID	The device identifier of the device associated with the connection.	STRING	64

Related Topics

[AllocationState Values](#), on page 363

[AnswerDetectMode Values](#), on page 369

RECONNECT_CALL_REQ

Use this message to request the combined action of clearing an active call and then retrieving an existing held call.

Table 142: RECONNECT_CALL_REQ Message Format

Fixed Part			
Field Name	Value	Data Type	Byte Size
MessageHeader	Standard message header. MessageType = 60.	MHDR	8
InvokeID	An ID for this request message, returned in the corresponding confirm message.	UINT	4
PeripheralID	The PeripheralID of the ACD where the calls are located.	UINT	4
ActiveConnectionCallID	The Call ID value assigned to the currently active call by the peripheral or Unified CCE.	UINT	4
HeldConnectionCallID	The Call ID value assigned to the held call by the peripheral or Unified CCE.	UINT	4
ActiveConnectionDeviceIDType	The type of device ID in the ActiveConnection DeviceID floating field.	USHORT	2
HeldConnectionDeviceIDType	The type of device ID in the HeldConnectionDeviceID.	USHORT	2
Floating Part			
Field Name	Value	Data Type	Max. Size
ActiveConnection DeviceID	The device ID of the device associated with the currently active connection.	STRING	64
HeldConnectionDevice ID	The device ID of the device associated with the held connection.	STRING	64
AgentInstrument (optional)	The agent's ACD instrument number.	STRING	64

The CTI Server sends the RECONNECT_CALL_CONF message to confirm receipt of the request:

Table 143: RECONNECT_CALL_CONF Message Format

Field Name	Value	Data Type	Byte Size
MessageHeader	Standard message header. Message Type = 61.	MHDR	8
InvokeID	Set to the value of the InvokeID from the corresponding request message.	UINT	4

Related Topics

[ConnectionDeviceIDType Values](#), on page 356

RETRIEVE_CALL_REQ

Use this message to retrieve an existing held connection.

Table 144: RETRIEVE_CALL_REQ Message Format

Fixed Part			
Field Name	Value	Data Type	Byte Size
MessageHeader	Standard message header. MessageType = 62.	MHDR	8
InvokeID	An ID for this request message, returned in the corresponding confirm message.	UINT	4
PeripheralID	The PeripheralID of the ACD where the call is located.	UINT	4
HeldConnection CallID	The Call ID value assigned to the held call by the peripheral or Unified CCE.	UINT	4
HeldConnection DeviceIDType	The type of device ID in the HeldConnectionDeviceID floating field.	USHORT	2
Floating Part			
Field Name	Value	Data Type	Max. Size

HeldConnection DeviceID	The device ID of the device associated with the held connection.	STRING	64
AgentInstrument (optional)	The agent's ACD instrument number.	STRING	64

The CTI Server sends the RETRIEVE_CALL_CONF message to confirm receipt of the request.

Table 145: RETRIEVE_CALL_CONF Message Format

Field Name	Value	Data Type	Byte Size
MessageHeader	Standard message header. MessageType = 63.	MHDR	8
InvokeID	Set to the value of the InvokeID from the corresponding request message.	UINT	4

Related Topics

[ConnectionDeviceIDType Values](#), on page 356

TRANSFER_CALL_REQ

Use this message to transfer a held call to an active call. The two calls must have connections to a single common device. Upon transfer, both of the connections with the common device become NULL and their connection identifiers are released.

You can also use this message to transfer an active call to another number (single step or blind transfer).

Table 146: TRANSFER_CALL_REQ Message Format

Fixed Part			
Field Name	Value	Data Type	Byte Size
MessageHeader	Standard message header. MessageType = 64.	MHDR	8
InvokeID	An ID for this request message, returned in the corresponding confirm message.	UINT	4
PeripheralID	The PeripheralID of the ACD where the calls are located.	UINT	4

ActiveConnection CallID	The Call ID value assigned to the currently active call by the peripheral or Unified CCE.	UINT	4
HeldConnectionCallID	The Call ID value assigned to the held call by the peripheral or Unified CCE. If there is no held call (single step transfer), this field must be set to 0xffffffff.	UINT	4
ActiveConnection DeviceIDType	The type of device ID in the ActiveConnectionDeviceID floating field.	USHORT	2
HeldConnectionDevice IDType	The type of device ID in the HeldConnectionDeviceID floating field. If there is no held call (single step transfer), this field must be set to CONNECTION_ID_NONE and no Held Connection DeviceID floating field is needed.	USHORT	2
CallPlacementType	A CallPlacementType value specifying how the call is to be placed.	USHORT	2
CallMannerType	A CallMannerType value specifying additional call processing options.	USHORT	2
AlertRings	The maximum amount of time that the call's destination will remain alerting, specified as an approximate number of rings. A zero value indicates to use the peripheral default (typically 10 rings).	USHORT	2
CallOption	A CallOption value specifying additional peripheral-specific call options.	USHORT	2

FacilityType	A FacilityType value indicating the type of facility to be used.	USHORT	2
AnsweringMachine	An AnsweringMachine value specifying the action to be taken if the call is answered by an answering machine.	USHORT	2
Priority	Set this field to TRUE if the call should receive priority handling.	BOOL	2
PostRoute ⁴	When TRUE and a DialedNumber is provided instead of a held call (single step transfer), the Unified ICM post-routing capabilities determine the new call destination.	BOOL	2
NumNamed Variables	The number of NamedVariable floating fields present in the floating part of the message.	USHORT	2
NumNamedArrays	The number of NamedArray floating fields present in the floating part of the message.	USHORT	2
Floating Part			
Field Name	Value	Data Type	Max. Size
ActiveConnection DeviceID	The device ID of the device associated with the currently active connection.	STRING	64
HeldConnectionDevice ID (optional)	The device ID of the device associated with the held connection. Either a Held ConnectionDeviceID or DialedNumber is required.	STRING	64
AgentInstrument (optional)	The agent's ACD instrument number.	STRING	64

DialedNumber (optional)	The number to be dialed to effect a single step transfer of the active call. Either a HeldConnectionDeviceID or DialedNumber is required.	STRING	40
UserToUserInfo (optional)	The ISDN user-to-user information.	UNSPEC	131
CallVariable1 (optional)	Call-related variable data.	STRING	41
...
CallVariable10 (optional)	Call-related variable data.	STRING	41
CallWrapupData (optional)	Call-related wrapup data.	STRING	40
NamedVariable (optional)	Call-related variable data that has a variable name defined in the Unified CCE. There may be an arbitrary number of Named Variable and NamedArray fields in the message, subject to a combined total limit of 2000 bytes.	NAMED VAR	251
NamedArray (optional)	Call-related variable data that has an array variable name defined in the Unified CCE. There may be an arbitrary number of Named Variable and NamedArray fields in the message, subject to a combined total limit of 2000 bytes.	NAMED ARRAY	252
FacilityCode (optional)	A trunk access code, split extension, or other data needed to access the chosen facility.	STRING	40
AuthorizationCode (optional)	An authorization code needed to access the resources required to initiate the call.	STRING	40

AccountCode (optional)	A cost-accounting or client number that the peripheral uses for charge-back purposes.	STRING	40
------------------------	---	--------	----

- ⁴ The PostRoute flag is not supported in Unified CCE environments when integrating with CUCM or UCCE System peripheral gateway. When a call is placed from an Agent's desktop in UCCE environment, a post route request is implicitly triggered by the PG, instead of a new call originating via the Unified Communications Manager.

The CTI Server sends the TRANSFER_CALL_CONF message to confirm receipt of the request.

Table 147: TRANSFER_CALL_CONF Message Format

Fixed Part			
Field Name	Value	Data Type	Byte Size
MessageHeader	Standard message header. MessageType = 65.	MHDR	8
InvokeID	Set to the value of the InvokeID from the corresponding request message.	UINT	4
NewConnectionCallID	The Call ID value assigned to the resulting transferred call by the peripheral or Unified CCE.	UINT	4
NewConnection DeviceIDType	The type of device ID in the NewConnectionDeviceID floating field.	USHORT	2
NumParties	The number of active connections associated with this conference call, up to a maximum of 16 (Special Values, on page 327). This value also indicates the number of ConnectedPartyCall ID, ConnectedPartyDevice IDType, and ConnectedParty DeviceID floating fields in the floating part of the message.	USHORT	2

LineHandle	This field identifies the teletset line used, if known. Otherwise this field is set to 0xffff.	USHORT	2
LineType	The type of the teletset line in the LineHandle field.	USHORT	2
Floating Part			
Field Name	Value	Data Type	Max. Size
NewConnection DeviceID	The device ID of the device associated with the connection.	STRING	64
ConnectedPartyCallID (optional)	The Call ID value assigned to one of the conference call parties. There may be more than one ConnectedParty CallID field in the message (see NumParties).	UINT	4
ConnectedPartyDeviceIDType (optional)	The type of device ID in the following ConnectedParty DeviceID floating field. There may be more than one Connected PartyDeviceID Type field in the message (see NumParties). This field always immediately follows the corresponding Connected PartyCallID field.	USHORT	2
ConnectedPartyDeviceID (optional)	The device identifier of one of the conference call parties. There may be more than one ConnectedPartyDeviceID field in the message (see NumParties). This field always immediately follows the corresponding Connected PartyDeviceIDType field.	STRING	64

Related Topics

[AnsweringMachine Values](#), on page 368

- [CallMannerType Values](#), on page 366
- [CallOption Values](#), on page 367
- [CallPlacementType Values](#), on page 366
- [ConnectionDeviceIDType Values](#), on page 356
- [FacilityType Values](#), on page 368
- [LineType Values](#), on page 356
- [NAMEDVAR Data Type](#), on page 29
- [NAMEDARRAY Data Type](#), on page 30

QUERY_DEVICE_INFO_REQ

Use this message to retrieve general information about a specified device.

Table 148: QUERY_DEVICE_INFO_REQ Message Format

Fixed Part			
Field Name	Value	Data Type	Byte Size
MessageHeader	Standard message header. MessageType = 78.	MHDR	8
InvokeID	An ID for this request message, returned in the corresponding confirm message.	UINT	4
PeripheralID	The PeripheralID of the ACD where the device is located.	UINT	4
Reserved	Reserved for internal use, set this field to zero.	USHORT	2
Floating Part			
Field Name	Value	Data Type	Max. Size
AgentInstrument	The device instrument number.	STRING	64

QUERY_DEVICE_INFO_CONF Message Format

The CTI Server sends the QUERY_DEVICE_INFO_CONF message as the query response.

Table 149: QUERY_DEVICE_INFO_CONF Message Format

Fixed Part			
Field Name	Value	Data Type	Byte Size

MessageHeader	Standard message header. Message Type = 79.	MHDR	8
InvokeID	Set to the value of the InvokeID from the corresponding request message.	UINT	4
PeripheralType	The type of the peripheral.	USHORT	2
TypeOfDevice	A TypeOfDevice value specifying the type of the device.	USHORT	2
ClassOfDevice	A ClassOfDevice value specifying the class(es) of the device.	USHORT	2
NumLines	The number of LineHandle and LineType fields in the floating part of the message, up to a maximum of 10.	USHORT	2
Reserved	Reserved for internal use.	USHORT	2
MaxActiveCalls	The maximum number of concurrent calls that can be active at the device. Set to 0xFFFF if unknown or unavailable.	USHORT	2
MaxHeldCalls	The maximum number of concurrent calls that can be held at the device. Set to 0xFFFF if unknown or unavailable.	USHORT	2
MaxDevicesInConference	The maximum number of devices that may participate in conference calls at the device. Set to 0xFFFF if unknown or unavailable.	USHORT	2
MakeCallSetup	A bitwise combination of Agent State Masks in which a MAKE_CALL_REQ may be initiated.	UINT	4

TransferConference Setup	A bitwise combination of the Transfer Conference Setup Masks that represent all of the valid ways that the device may be set up for a transfer or conference.	UINT	4
CallEventsSupported	A bitwise combination of the Unsolicited Call Event Message Masks that may be generated by calls at the device.	UINT	4
CallControlSupported	A bitwise combination of the Call Control Masks that represent all of the valid call control requests supported by the device.	UINT	4
OtherFeaturesSupported	A bitwise combination of the Other Feature Masks that represent the other features supported by the device.	UINT	4
Floating Part			
Field Name	Value	Data Type	Max. Size
LineHandle	This field identifies the “handle” that is used by the Unified CCE for this teletset line. There may be more than one LineHandle field in the message (see NumLines).	USHORT	2
LineType	The type of the teletset line in the preceding Line Handle field. There may be more than one LineHandle field in the message (see NumLines). This field always immediately follows the corresponding LineHandle field.	USHORT	2

Transfer Conference Setup Masks

Table 150: Transfer Conference Setup Masks

MaskName	Description	Value
CONF_SETUP_CONSULT_SPECIFIC	ACD call and consultation call that was initiated with a specific transfer or conference CallType.	0x00000001
CONF_SETUP_CONSULT_ANY	ACD call and consultation call that was initiated with any CallType.	0x00000002
CONF_SETUP_CONN_HELD	Any connected call and any held call.	0x00000004
CONF_SETUP_ANY_TWO_CALLS	Any two call appearances.	0x00000008
CONF_SETUP_SINGLE_ACD_CALL	A single ACD call (blind conference).	0x00000010
TRANS_SETUP_SINGLE_ACD_CALL	A single ACD call (blind transfer).	0x00000020
CONF_SETUP_ANY_SINGLE_CALL	Any single connected call (blind conference).	0x00000040
TRANS_SETUP_ANY_SINGLE_CALL	Any single connected call (blind transfer).	0x00000080

Call Control Masks

This table lists the Call Control Masks.

Table 151: Call Control Masks

Mask Name	Client Control Requests	Value
CONTROL_QUERY_AGENT_STATE	QUERY_AGENT_STATE	0x00000001
CONTROL_SET_AGENT_STATE	SET_AGENT_STATE	0x00000002
CONTROL_ALTERNATE_CALL	ALTERNATE_CALL	0x00000004
CONTROL_ANSWER_CALL	ANSWER_CALL	0x00000008
CONTROL_CLEAR_CALL	CLEAR_CALL	0x00000010
CONTROL_CLEAR_CONNECTION	CLEAR_CONNECTION	0x00000020
CONTROL_CONFERENCE_CALL	CONFERENCE_CALL	0x00000040

Mask Name	Client Control Requests	Value
CONTROL_CONSULTATION_CALL	CONSULTATION_CALL	0x00000080
CONTROL_DEFLECT_CALL	DEFLECT_CALL	0x00000100
CONTROL_HOLD_CALL	HOLD_CALL	0x00000200
CONTROL_MAKE_CALL	MAKE_CALL	0x00000400
CONTROL_MAKE_PREDICTIVE_CALL	MAKE_PREDICTIVE_CALL	0x00000800
CONTROL_RECONNECT_CALL	RECONNECT_CALL	0x00001000
CONTROL_RETRIEVE_CALL	RETRIEVE_CALL	0x00002000
CONTROL_TRANSFER_CALL	TRANSFER_CALL	0x00004000
CONTROL_QUERY_DEVICE_INFO	QUERY_DEVICE_INFO	0x00008000
CONTROL_SNAPSHOT_CALL	SNAPSHOT_CALL	0x00010000
CONTROL_SNAPSHOT_DEVICE	SNAPSHOT_DEVICE	0x00020000
CONTROL_SEND_DTMF_SIGNAL	SEND_DTMF_SIGNAL	0x00040000

Other Feature Masks

This table lists the Other Feature Masks.

Table 152: Other Feature Masks

Mask Name	Description	Value
FEATURE_POST_ROUTE	Unified CCE Post Routing feature available.	0x00000001
FEATURE_UNIQUE_CONSULT_CALLID	Consultation call CallIDs are unique.	0x00000002

Related Topics

- [AgentState Values](#), on page 344
- [ClassOfDevice Values](#), on page 365
- [LineType Values](#), on page 356
- [PeripheralType Values](#), on page 346
- [TypeOfDevice Values](#), on page 364

SNAPSHOT_CALL_REQ

Use this message to retrieve information about a specified call, including a list of the associated devices and the connection state for each device.

Table 153: SNAPSHOT_CALL_REQ Message Format

Fixed Part			
Field Name	Value	Data Type	Byte Size
MessageHeader	Standard message header. MessageType = 82.	MHDR	8
InvokeID	An ID for this request message, returned in the corresponding confirm message.	UINT	4
PeripheralID	The Unified CCE PeripheralID of the ACD where the call is located.	UINT	4
ConnectionCallID	The Call ID value assigned to the call by the peripheral or Unified CCE.	UINT	4
ConnectionDevice IDType	The type of device ID in the ConnectionDeviceID floating field.	USHORT	2
Floating Part			
Field Name	Value	Data Type	Max. Size
ConnectionDevice ID	The device ID of the device associated with the connection.	STRING	64

The CTI Server sends the SNAPSHOT_CALL_CONF message to provide the requested data.

Table 154: SNAPSHOT_CALL_CONF Message Format

Fixed Part			
Field Name	Value	Data Type	Byte Size
MessageHeader	Standard message header. MessageType = 83.	MHDR	8

InvokeID	Set to the value of the InvokeID from the corresponding request message.	UINT	4
CallType	The general classification of the call type.	USHORT	2
NumCTIClients	The current number of CTI clients associated with this call. This value also indicates the number of CTI client signatures and timestamps in the floating part of the message.	USHORT	2
NumCallDevices	The number of active devices associated with this call, up to a maximum of 16. This value also indicates the number of CallConnectionCall ID, CallConnectionDeviceID Type, CallConnectionDevice ID, CallDeviceType, Call DeviceID, and CallDevice ConnectionState floating fields in the floating part of the message.	USHORT	2
NumNamed Variables	The number of NamedVariable floating fields present in the floating part of the message.	USHORT	2
NumNamedArrays	The number of NamedArray floating fields present in the floating part of the message.	USHORT	2
CalledParty Disposition	Indicates the disposition of the called party.	USHORT	2
Floating Part			
Field Name	Value	Data Type	Max. Size
ANI (optional)	The calling line ID of the caller.	STRING	40

UserToUserInfo (optional)	The ISDN user-to-user information element.	UNSPEC	131
DNIS (optional)	The DNIS provided with the call.	STRING	32
DialedNumber (optional)	The number dialed.	STRING	40
CallerEnteredDigits (optional)	The digits entered by the caller in response to VRU prompting.	STRING	40
RouterCallKeyDay	Together with the RouterCall KeyCallID field forms the unique 64-bit key for locating this call's records in the Unified CCE. Only provided for Post-routed and Translation-routed calls.	UINT	4
RouterCallKey CallID	The call key created by Unified CCE. Unified CCE resets this counter at midnight.	UINT	4
CallVariable1 (optional)	Call-related variable data.	STRING	41
...
CallVariable10 (optional)	Call-related variable data.	STRING	41
CallWrapupData (optional)	Call-related wrapup data.	STRING	40
NamedVariable (optional)	Call-related variable data that has a variable name defined in the Unified CCE. There may be an arbitrary number of Named Variable and NamedArray fields in the message, subject to a combined total limit of 2000 bytes.	NAMED VAR	251

NamedArray (optional)	Call-related variable data that has an array variable name defined in the Unified CCE. There may be an arbitrary number of Named Variable and NamedArray fields in the message, subject to a combined total limit of 2000 bytes.	NAMED ARRAY	252
CTIClientSignature	The Client Signature of a CTI client previously associated with this call. There may be more than one CTIClient Signature field in the message (see NumCTIClients).	STRING	64
CTIClient Timestamp	The date and time that the preceding CTIClient signature was first associated with the call. There may be more than one CTIClientTimestamp field in the message (see NumCTI Clients). This field always immediately follows the CTIClientSignature field to which it refers.	TIME	4
CallConnection CallID (optional)	The Call ID value assigned to one of the call device connections. There may be more than one CallConnection CallID field in the message (see NumCallDevices).	UINT	4

CallConnection DeviceIDType (optional)	The type of device ID in the following CallConnection DeviceID floating field. There may be more than one CallConnection DeviceIDType field in the message (see NumCallDevices). This field always immediately follows the corresponding CallConnection CallID field.	USHORT	2
CallConnection DeviceID (optional)	The device identifier of one of the call device connections. There may be more than one CallConnection DeviceID field in the message (see Num CallDevices). This field always immediately follows the corresponding CallConnection DeviceIDType field.	STRING	64
CallDeviceType (optional)	The type of device ID in the following CallDeviceID floating field. There may be more than one CallDeviceIDType field in the message (see NumCall Devices). This field always immediately follows the corresponding CallConnection DeviceID field.	USHORT	2
CallDeviceID (optional)	The device ID of the subject device. There may be more than one CallDeviceID field in the message (see NumCall Devices). This field always immediately follows the corresponding CallDevice IDType field.	STRING	64

CallDevice Connection State (optional)	The local connection state of one of the call device connections. There may be more than one Call DeviceConnection State field in the message (see NumCall Devices). This field always immediately follows the corresponding CallDeviceID field.	USHORT	2
CallReferenceID (optional)	For Unified CCE systems where the Unified CM provides it, this will be a unique call identifier.	UNSPEC	32
COCCConnectionCallID (optional)	If specified, indicates that this call is a call on behalf of a consult call.	UINT	4
COCCallConnection DeviceIDType (optional)	If specified, indicates the type of connection identifier specified in the ConnectionDeviceID floating field for the original call.	USHORT	2
COCCallConnection DeviceID (optional)	If specified, indicates the device portion of the connection identifier of the original call.	STRING	64
ProtocolReferenceGUID (Optional)	Protocol Call Reference GUID for NBR or Agent Services	STRING	40
CcaiConfigId(Optional)	The config ID created by the AI service.	STRING	40
NumOfEnabledServices (Optional)	Number of services enabled for an agent. If no features are enabled it will be 0.	USHORT	2
FltEnabledServices (Optional)	List of features enabled for an agent. The size of it is determined by the NumOfEnabledServices. The feature types are: 1. Agent_Assist 2. Transcript	USHORT NumOfEnabledServices	2* NumOfEnabledServices

Related Topics

- [CallType Values](#), on page 353
- [ConnectionDeviceIDType Values](#), on page 356
- [DeviceIDType Values](#), on page 352
- [LocalConnectionState Values](#), on page 347
- [NAMEDVAR Data Type](#), on page 29
- [NAMEDARRAY Data Type](#), on page 30
- [Special Values](#), on page 327

SNAPSHOT_DEVICE_REQ

Use this message to retrieve information on a specified device, including a list of the calls associated with the device and the current state of each call. The CTI Client must be granted both Client Control and All Events services to look at all devices.



Note If the SERVICE_ACD_LINE_ONLY service is requested, the SNAPSHOT_DEVICE_REQ includes the calls in the confirmation that are on the primary (ACD) line but not the calls on a secondary line.

Table 155: SNAPSHOT_DEVICE_REQ Message Format

Fixed Part			
Field Name	Value	Data Type	Byte Size
MessageHeader	Standard message header. MessageType = 84.	MHDR	8
InvokeID	An ID for this request message, returned in the corresponding confirm message.	UINT	4
PeripheralID	The Unified CCE PeripheralID of the ACD where the device is located.	UINT	4
SnapshotDeviceType	For non-agent devices this indicates the type of the device specified in the DeviceIDType Values table supplied in the following AgentInstrument floating field.	USHORT	2
Floating Part			
Field Name	Value	Data Type	Max. Size

AgentInstrument	The device instrument number	STRING	64
-----------------	------------------------------	--------	----

The CTI Server sends the SNAPSHOT_DEVICE_CONF message to provide the requested data.

Table 156: SNAPSHOT_DEVICE_CONF Message Format

Fixed Part			
Field Name	Value	Data Type	Byte Size
MessageHeader	Standard message header. MessageType = 85.	MHDR	8
InvokeID	The value of the InvokeID from the corresponding request message.	UINT	4
NumCalls	The number of active calls associated with this device, up to a maximum of 16. This value also indicates the number of CallConnection CallID, CallConnectionDevice IDType, CallConnection DeviceID, and CallState floating fields in the floating part of the message.	USHORT	2
Floating Part			
Field Name	Value	Data Type	Max. Size
CallConnectionCallID (optional)	The CallID value assigned to one of the calls. There may be more than one Call ConnectionCallID field in the message (see NumCalls).	UINT	4

CallConnectionDeviceIDType (optional)	The type of device ID in the following CallConnectionDeviceID floating field. There may be more than one CallConnection DeviceID Type field in the message (see NumCalls). This field always immediately follows the corresponding Call ConnectionCallID field.	USHORT	2
CallConnection DeviceID (optional)	The device identifier of one of the call connections. There may be more than one Call ConnectionDeviceID field in the message (see NumCalls). This field always immediately follows the corresponding CallConnectionDeviceIDType field.	STRING	64
CallState (optional)	The active state of the call. There may be more than one CallState field in the message (see NumCalls). This field always immediately follows the corresponding Call ConnectionDeviceID field.	USHORT	2

SilentMonitorStatus (optional)	<p>The silent monitor status for the call:</p> <p>0: normal call (not silent monitor call)</p> <p>1: monitor initiator of silent monitor call. This call was the result of a supervisor silently monitoring an agent.</p> <p>2: monitor target of silent monitor call. This call was the result of an agent being silently monitored.</p> <p>There may be more than one SilentMonitorStatus field in the message (see NumCalls). This field always immediately follows the corresponding CallState field.</p>	USHORT	2
--------------------------------	---	--------	---

Related Topics

[ConnectionDeviceIDType Values](#), on page 356

[DeviceIDType Values](#), on page 352

[LocalConnectionState Values](#), on page 347

[Special Values](#), on page 327

SEND_DTMF_SIGNAL_REQ

Use this message to request that the ACD transmits a sequence of DTMF tones on behalf of a call party.

Table 157: SEND_DTMF_SIGNAL_REQ Message Format

Fixed Part			
Field Name	Value	Data Type	Byte Size
MessageHeader	Standard message header. MessageType = 91.	MHDR	8
InvokeID	An ID for this request message, returned in the corresponding confirm message.	UINT	4
PeripheralID	The Unified CCE PeripheralID of the ACD where the device is located.	UINT	4

ConnectionCallID	The Call ID value assigned to the call by the peripheral or Unified CCE.	UINT	4
ConnectionDevice IDType	The type of device ID in the Connection DeviceID floating field.	USHORT	2
ToneDuration	Specifies the duration in milliseconds of DTMF digit tones. Use 0 to take the default. May be ignored if the peripheral is unable to alter the DTMF tone timing.	USHORT	2
PauseDuration	Specifies the duration in milliseconds of DTMF interdigit spacing. Use 0 to take the default. May be ignored if the peripheral is unable to alter the DTMF tone timing.	UINT	4
Floating Part			
Field Name	Value	Data Type	Max. Size
ConnectionDevice ID	The device ID of the device associated with the connection.	STRING	64
DTMFString	The sequence of tones to be generated.	STRING	32
AgentInstrument (optional)	The agent's ACD instrument number.	STRING	64
CTIOSCILClientID	Unique ID for use by CTI OS to identify CIL Client.	STRING	64

The CTI Server sends the SEND_DTMF_SIGNAL_CONF message to confirm receipt of the request.

Table 158: SEND_DTMF_SIGNAL_CONF Message Format

Field Name	Value	Data Type	Byte Size
MessageHeader	Standard message header. MessageType = 92.	MHDR	8

InvokeID	Set to the value of the InvokeID from the corresponding request message.	UINT	4
----------	--	------	---

Related Topics

[ConnectionDeviceIDType Values](#), on page 356

SUPERVISOR_ASSIST_REQ

When an agent needs supervisor assistance, an agent may send a SUPERVISOR_ASSIST_REQ message to the CTI server asking for assistance from a team supervisor. The message will be forwarded to the PIM, who will first check the team's primary supervisor. If the primary supervisor is not available, the PIM will initiate a post-route request to the Unified CCE CallRouter using the team's configured DialedNumber to find an available supervisor in the supervisor group. Once an available supervisor is found, a call with calltype SUPERVISOR_ASSIST is initiated, and a SUPERVISOR_ASSIST_CONF will be sent to the requesting client. If no supervisor can be found a FAILURE_CONF response is returned to the requesting client.

The SUPERVISOR_ASSIST_REQ message allows a CTI Client to notify the client agent's supervisor that assistance with the indicated call is required.

Table 159: SUPERVISOR_ASSIST_REQ Message Format

Fixed Part			
Field Name	Value	Data Type	Byte Size
MessageHeader	Standard message header. MessageType = 118.	MHDR	8
InvokeID	An ID for this request message that will be returned in the corresponding confirm message.	UINT	4
PeripheralID	The Unified CCE PeripheralID of the ACD where the call is located.	UINT	4
ConnectionCallID	The Call ID value of the call that the agent needs assistance with. May contain the special value 0xffffffff when there is no related call.	UINT	4
ConnectionDeviceIDType	Indicates the type of the connection identifier supplied in the ConnectionDeviceID floating field.	USHORT	2

Floating Part			
Field Name	Value	Data Type	Max. Size
ConnectionDevice ID	The identifier of the connection between the call and the agent's device.	STRING	64
AgentExtension	The agent's ACD teletext extension. For clients with ALL EVENTS or PERIPHERAL MONITOR service, at least one of AgentExtension, AgentID, or AgentInstrument must be provided.	STRING	16
AgentID	The agent's ACD login ID. For clients with ALL EVENTS or PERIPHERAL MONITOR service, at least one of AgentExtension, AgentID, or AgentInstrument must be provided.	STRING	12
AgentInstrument	The agent's ACD instrument number. For clients with ALL EVENTS or PERIPHERAL MONITOR service, at least one of AgentExtension, AgentID, or AgentInstrument must be provided.	STRING	64

When a supervisor CTI client has been notified the CTI Server responds to the CTI Client with the SUPERVISOR_ASSIST_CONF message.

Table 160: SUPERVISOR_ASSIST_CONF Message Format

Fixed Part			
Field Name	Value	Data Type	Byte Size

MessageHeader	Standard message header. MessageType = 119.	MHDR	8
InvokeID	Set to the same value as the InvokeID from the corresponding request message.	UINT	4
ConnectionCallID	The Call ID value assigned to the resulting SupervisorAssist call by the peripheral or Unified CCE.	UINT	4
ConnectionDevice IDType	Indicates the type of the connection identifier supplied in the ConnectionDeviceID floating field.	USHORT	2
LineHandle	This field identifies the teletest line used, if known. Otherwise this field is set to 0xffff.	USHORT	2
LineType	Indicates the type of the teletest line given in the LineHandle field.	USHORT	2
Floating Part			
Field Name	Value	Data Type	Max. Size
ConnectionDevice ID	The identifier of the device connection associated with the new call.	STRING	64

Related Topics

[ConnectionDeviceIDType Values](#), on page 356

[LineType Values](#), on page 356

EMERGENCY_CALL_REQ

When an agent needs to declare an emergency situation to their supervisor, an agent may send EMERGENCY_CALL_REQ to the CTI server to notify an agent team supervisor. Like the Supervisor Assist Request, the message will be forwarded to the PIM, who will first check the team's primary supervisor. If the primary supervisor is not available, the PIM will initiate a post-route request to the Unified CCE CallRouter using the team's configured DialedNumber to find an available supervisor in the supervisor group. Once an available supervisor is found, a call with calltype EMERGENCY_ASSIST is initiated and an EMERGENCY_CALL_CONF will be sent to the requesting client. If no supervisor can be found a FAILURE_CONF response is returned to the requesting client. In addition, an EMERGENCY_CALL_EVENT

will be sent to all bridge applications, even if no supervisor was found. At same time, an EMERGENCY_CALL_EVENT will be sent to recording servers. Emergency Call requests will always cause an Unified CCE event to be reported whether or not a supervisor was found to satisfy the request.

The EMERGENCY_CALL_REQ message allows a CTI Client to notify the client agent's supervisor that an emergency call is in progress and generate a corresponding Unified CCE Alarm.

Table 161: EMERGENCY_CALL_REQ Message Format

Fixed Part			
Field Name	Value	Data Type	Byte Size
MessageHeader	Standard message header. MessageType = 121.	MHDR	8
InvokeID	An ID for this request message that will be returned in the corresponding confirm message.	UINT	4
PeripheralID	The Unified CCE PeripheralID of the ACD where the call is located.	UINT	4
ConnectionCallID	The Call ID value of the call that the agent needs assistance with. May contain the special value 0xffffffff when there is no related call.	UINT	4
ConnectionDevice IDType	Indicates the type of the connection identifier supplied in the Connection DeviceID floating field.	USHORT	2
Floating Part			
Field Name	Value	Data Type	Max. Size
ConnectionDevice ID	The identifier of the connection between the call and the agent's device.	STRING	64

AgentExtension	The agent's ACD teletest extension. For clients with ALL EVENTS or PERIPHERAL MONITOR service, at least one of AgentExtension, AgentID, or AgentInstrument must be provided.	STRING	16
AgentID	The agent's ACD login ID. For clients with ALL EVENTS or PERIPHERAL MONITOR service, at least one of AgentExtension, AgentID, or AgentInstrument must be provided.	STRING	12
AgentInstrument	The agent's ACD instrument number. For clients with ALL EVENTS or PERIPHERAL MONITOR service, at least one of AgentExtension, AgentID, or AgentInstrument must be provided.	STRING	64

EMERGENCY_CALL_CONF Message Format

The CTI Server responds to the CTI Client with the EMERGENCY_CALL_CONF message.

Table 162: EMERGENCY_CALL_CONF Message Format

Fixed Part			
Field Name	Value	Data Type	Byte Size
MessageHeader	Standard message header. MessageType = 122.	MHDR	8
InvokeID	Set to the same value as the InvokeID from the corresponding request message.	UINT	4

ConnectionCallID	The Call ID value of the call that the agent needs assistance with. Contains the special value 0xffffffff if there is no related call.	UINT	4
ConnectionDevice IDType	Indicates the type of the connection identifier supplied in the Connection DeviceID floating field.	USHORT	2
LineHandle	This field identifies the teletest line used, if known. Otherwise this field is set to 0xffff.	USHORT	2
LineType	Indicates the type of the teletest line given in the LineHandle field.	USHORT	2
Floating Part			
Field Name	Value	Data Type	Max. Size
ConnectionDevice ID	The identifier of the connection between the call and the agent's device.	STRING	64

EMERGENCY_CALL_EVENT Message Format

The EMERGENCY_CALL_EVENT message notifies bridge clients that an agent is handling the indicated call as an emergency call.

Table 163: EMERGENCY_CALL_EVENT Message Format

Fixed Part			
Field Name	Value	Data Type	Byte Size
MessageHeader	Standard message header. MessageType = 123.	MHDR	8
PeripheralID	The Unified CCE PeripheralID of the ACD where the call is located.	UINT	4
ConnectionCallID	The Call ID value assigned to the call by the peripheral or Unified CCE.	UINT	4

ConnectionDevice IDType	Indicates the type of the connection identifier supplied in the ConnectionDeviceID floating field.	USHORT	2
SessionID	The CTI client SessionID of the CTI client making the notification.	UINT	4
Floating Part			
Field Name	Value	Data Type	Max. Size
ConnectionDevice ID	The identifier of the connection between the call and the agent's device.	STRING	64
ClientID	The ClientID of the client making the notification.	STRING	64
ClientAddress	The IP address of the client making the notification.	STRING	64
AgentExtension	The agent's ACD teletest extension.	STRING	16
AgentID	The agent's ACD login ID.	STRING	12
AgentInstrument	The agent's ACD instrument number.	STRING	64

Related Topics

[ConnectionDeviceIDType Values](#), on page 356

[LineType Values](#), on page 356

BAD_CALL_REQ

The agent or supervisor can click on a Bad Call Line button on their desktop to initiate this feature. A record would capture the information of the trunk, gateways, and other devices used in the connection. This information is intended to aid troubleshooting by service personnel.

When a line condition is in poor quality, an agent could send the BAD_CALL_REQ message to mark the bad line.

Table 164: BAD_CALL_REQ Message Format

Fixed Part			
Field Name	Value	Data Type	Byte Size

MessageHeader	Standard message header. MessageType = 139.	MHDR	8
InvokeID	An ID for this request message that will be returned in the corresponding confirm message.	UINT	4
PeripheralID	The Unified CCE PeripheralID of the ACD where the call is located.	UINT	4
ConnectionDeviceIDType	Indicates the type of the connection identifier supplied in the Connection DeviceID floating field.	USHORT	2
ConnectionCallID	The Call ID value of the call that the agent needs to mark to bad line call.	UINT	4
Floating Part			
Field Name	Value	Data Type	Max. Size
Connection DeviceID	The identifier of the connection between the call and the agent's device.	STRING	64
AgentID	The AgentID.	STRING	12

When the request has been processed, the CTI Server responds to the CTI Client with the BAD_CALL_CONF message.

Table 165: BAD_CALL_CONF Message Format

Field Name	Value	Data Type	Byte Size
MessageHeader	Standard message header. MessageType = 140.	MHDR	8
InvokeID	Set to the same value as the InvokeID from the corresponding request message.	UINT	4

Related Topics

[ConnectionDeviceIDType Values](#), on page 356

AGENT_GREETING_CONTROL_REQ

The AGENT_GREETING_CONTROL_REQ allows the agent to stop the greeting while the greeting is playing and allows the agent to enable or disable the playing of the greeting during a login session.

Table 166: AGENT_GREETING_CONTROL_REQ Message Format

Fixed Part			
Field Name	Value	Data Type	Byte Size
MessageHeader	Standard message header. MessageType = 249	MHDR	8
InvokeID	An ID for this request message that will be returned in the corresponding confirm message.	UINT	4
PeripheralID	The ICR PeripheralID of the ACD where the call is located.	UINT	4
AgentAction	0 = stop the greeting that is currently being played. 1 = disable Agent Greeting for this login session. 2 = enable Agent Greeting for this login session. Notes: AgentAction = 0 stops the playing of the Agent Greeting for the current call. Agent Action = disables Agent Greeting feature for the rest of login session but does not stop the greeting that currently playing for the current call.	USHORT	2
Floating Part			
Field Name	Value	Data Type	Byte Size
AgentID (required)	The agent's ACD login ID.	String	12

The CTI Server responds to the CTI Client with the AGENT GREETING_CONTROL_CONF message.

Table 167: AGENT_GREETING_CONTROL_CONF Message Format

Fixed Part			
Field Name	Value	Data Type	Byte Size
MessageHeader	Standard message header. MessageType = 250.	MHDR	8
InvokeID	Set to the same value as the InvokeID from the corresponding request message.	UINT	4

START_NETWORK_RECORDING_REQ

This message will be sent by the client requesting CTI server to start recording a call. Clients need to ensure that the call is connected before initiating this request.

Table 168: START_NETWORK_RECORDING_REQ

Field Name	Value	Data Type	Byte Size
Fixed Part			
MessageHeader	Standard message header. MessageType = 268.	MHDR	8
InvokeID	An ID for this request message that will be returned in the corresponding confirm or failure message.	UINT	4
PeripheralID	The PeripheralID of the ACD where the call is located.	UINT	4
ConnectionCallID	The Call ID value assigned to this call by the peripheral or Unified CCE.	UINT	4
ConnectionDeviceIDType	Indicates the type of the connection identifier supplied in the ConnectionDeviceID floating field.	USHORT	2
Floating Part			

Field Name	Value	Data Type	Byte Size
PlayToneDirection	Specifies whether to play a tone or not. Valid values are: <ul style="list-style-type: none"> • 0: Play Local only • 1: Play Remote Only • 2: Play both Local and Remote • 3: Do not play tone If this field is not supplied then Do not Play tone would be assumed.	USHORT	2
InvocationType	Specifies whether call recording status would be reflected on the Cisco IP device display. Valid values are: <ol style="list-style-type: none"> 1. Silent Recording (Status would not reflect on device). 2. User Recording (Status would reflect on device). If this field is not supplied then Silent Recording would be assumed.	USHORT	2
ConnectionDeviceID	The identifier of the connection between the call and the device.	STRING	64
AgentInstrument (Optional)	The agent's ACD instrument number.	STRING	64

This message will be sent by CTI server to clients acknowledging receipt of the request. This response will not indicate actual recording start.

Table 169: START_NETWORK_RECORDING_CONF

Field Name	Value	Data Type	Byte Size
Fixed Part			
MessageHeader	Standard message header. MessageType = 269.	MHDR	8
InvokeID	Set to the same value as the InvokeID from the corresponding request message.	UINT	4

STOP_NETWORK_RECORDING_REQ

This message will be sent by a client requesting CTI server to stop recording a call. Clients need to ensure that call is connected before initiating this request.

Table 170: STOP_NETWORK_RECORDING_REQ

Field Name	Value	Data Type	Byte Size
Fixed Part			
MessageHeader	Standard message header. MessageType = 270.	MHDR	8
InvokeID	An ID for this request message that will be returned in the corresponding confirm or failure message.	UINT	4
PeripheralID	The PeripheralID of the ACD where the call is located.	UINT	4
ConnectionCallID	The Call ID value assigned to this call by the peripheral or Unified CCE.	UINT	4
ConnectionDeviceIDType	Indicates the type of the connection identifier supplied in the ConnectionDeviceID floating field.	USHORT	2
Floating Part			
InvocationType	Specifies whether call recording status would be reflected on the Cisco IP device display. Valid values are: <ul style="list-style-type: none"> 1. Silent Recording (Status would not reflect on device). 2. User Recording (Status would reflect on device). <p>If this field is not supplied then Silent Recording would be assumed.</p> <p>If Client attempts to stop an active recording, but specifies a recording type other than the recording type that the recording was invoked with, the request would fail.</p>	USHORT	2
ConnectionDeviceID	The identifier of the connection between the call and the device.	STRING	64
AgentInstrument(Optional)	The agent's ACD instrument number.	STRING	64

This message will be sent by CTI server to the clients, acknowledging the receipt of the request. This response will not indicate actual recording that is to "Stop".

Table 171: STOP_NETWORK_RECORDING_CONF

Field Name	Value	Data Type	Byte Size
Fixed Part			
MessageHeader	Standard message header. MessageType = 271.	MHDR	8
InvokeID	Set to the same value as the InvokeID from the corresponding request message.	UINT	4

Server Service

Server Service

A server application specifies the new service type CTI_SERVICE_SERVER to identify itself as server application. The server application then registers each service that it wishes to provide by sending a new message, REGISTER_SERVICE_REQ, to the CTI Server. When a CTI client application requests a service that is provided by a server application, such as CallRecording, the CTIServer selects a registered server application and forwards the client request to the server application. If no server is registered for the desired service the client request is refused with an E_CTI_NO_SERVER_FOR_REQUEST error.

The server service optionally allows multiple server applications to supply the same service. The ServerMode registration parameter determines how a server is selected to handle a given request. All server applications that wish to provide the same service must use the same ServerMode:

- **Exclusive.** The first server application to register the service is the only one to serve requests. All other requests to register a server application for that service are refused with an E_CTI_NO_SERVER_FOR_REQUEST.
- **Round-Robin.** Multiple server applications may register the service. The server application that has been waiting the longest for a request of this service type is chosen to service the request.
- **Parallel.** Multiple server applications may register the service. Every request is sent to all registered servers concurrently. Every server response is forwarded back to the requesting client.

REGISTER_SERVICE_REQ

Initially, the only service that server applications may provide is call recording by registering the “Cisco:CallRecording” service using a REGISTER_SERVICE_REQ message.

Table 172: REGISTER_SERVICE_REQ Message Format

Fixed Part			
Field Name	Value	Data Type	Byte Size
MessageHeader	Standard message header. MessageType = 143.	MHDR	8

InvokeID	An ID for this request message that will be returned in the corresponding confirm message.	UINT	4
ServerMode	The CTI Server method is for selecting among multiple server applications that register to provide this service. All servers must specify the same ServerMode, one of the following values: 0: Exclusive; 1: Round-Robin; 2: Parallel.	USHORT	2
Floating Part			
Field Name	Value	Data Type	Max. Size
ServiceName	The name of the service that the application wishes to provide.	STRING	64

The REGISTER_SERVICE_CONF message confirms successful completion of the request.

Table 173: REGISTER_SERVICE_CONF Message Format

Field Name	Value	Data Type	Byte Size
MessageHeader	Standard message header. MessageType = 144.	MHDR	8
InvokeID	Set to the same value as the InvokeID from the corresponding request message.	UINT	4
RegisteredServiceID	The ID of registered service.	UINT	4

UNREGISTER_SERVICE_REQ

Prior to closing its session with the CTI Server, or at any time that the server application wishes to discontinue providing a registered service, it must send an UNREGISTER_SERVICE_REQ message.

Table 174: UNREGISTER_SERVICE_REQ Message Format

Fixed Part			
Field Name	Value	Data Type	Byte Size
MessageHeader	Standard message header. MessageType = 145.	MHDR	8
InvokeID	An ID for this request message that is returned in the corresponding confirm message.	UINT	4
Registered ServiceID	The ID of registered service that the application wishes to unregister.	UINT	4

The UNREGISTER_SERVICE_CONF message confirms successful completion of the request.

Table 175: UNREGISTER_SERVICE_CONF Message Format

Field Name	Value	Data Type	Byte Size
MessageHeader	Standard message header. MessageType = 146.	MHDR	8
InvokeID	Set to the same value as the InvokeID from the corresponding request message.	UINT	4

Configuration Acquisition Messages

The CTI interface will support the client acquiring the configuration of the CTI Server. These messages will provide information on the configuration of agents, skill groups, etc. Although the same messages are used to transport the data, the messages can be categorized as two types: Initial configuration, and Update messages.

Configuration keys

The configuration key is an 8 byte unique identifier that will be maintained by the server and optionally saved by the client. The purpose of each key is to allow the client to determine if any configuration changes have occurred since they last received the configuration from the server. There are 4 individual keys allowing granularity for each major configuration item. If the server does not support 4 individual keys then it should send up a single key in all 4 individual keys so that all configuration operations will be done. The key(s) should be changed on the server any time when there is a configuration change.

Initial configuration acquisition

During the initial configuration, the client may or may not request the configuration keys from the server with the CONFIG_REQUEST_KEY_EVENT/CONFIG_KEY_EVENT messages. The client then must send a CONFIG_REQUEST_EVENT even if no configuration is desired. If no configuration is desired (and specified in the message) this message will serve to notify the server that the client is ready to receive update messages. If a configuration is specified then immediately following the CONFIG_END_EVENT, server is free to send up unsolicited configuration events.

Update messages

After the CONFIG_REQUEST_EVENT is received by the server, and if requested the configuration data is sent up to the client, the server is free to send blocks of update configuration messages any time to the client. Additionally, the server should honor the mask for the particular configuration event message types specified in the OPEN_REQ message.

Message Order

The configuration must be sent in a particular order. This order is as follows:

1. Service Information
2. Skill Group
3. Agent Information
4. Agent Services
5. Device Information
6. Call Type Information
7. Media Routing Domain Information
8. Peripheral Information
9. Agent Desk Settings

Please note that there are no Invocation ID for the request and response events. This is due to the fact that only one request can be outstanding at one time.

CONFIG_REQUEST_KEY_EVENT

The CONFIG_REQUEST_KEY_EVENT may be sent by the client to request the current configuration keys for different items.

CONFIG_REQUEST_KEY_EVENT Message Format

Fixed Part			
Field Name	Value	Data Type	Byte Size
MessageHeader	Standard message header. MessageType = 230.	MHDR	8

PeripheralID	Peripheral ID of ACD for which configuration keys are required.	UINT	4
Floating Part			
Field Name	Value	Data Type	Max. Size
CustomerID	Currently not used in UCCE.	UINT	4

CONFIG_KEY_EVENT

The CONFIG_KEY_EVENT message is sent by the CTI Server in response to CONFIG_REQUEST_KEY_EVENT message. It will contain the configuration keys at the time of the request. Note that if the CTI Server doesn't support separate keys that it may respond with 4 identical keys and it should send the message with no optional fields. Returning any key of all binary 0's will indicate to the client that particular configuration should be uploaded.

Table 176: CONFIG_KEY_EVENT Message Format

Fixed Part			
Field Name	Value	Data Type	Byte Size
MessageHeader	Standard message header. MessageType = 231.	MHDR	8
ConfigkeyStatus	Status value of operation.	UINT	4
Floating Part			
Field Name	Value	Data Type	Max. Size
ServiceConfigKey	The CTI Server configuration key for Services.	UNSPEC (8)	8
SkillGroupConfigKey	The CTI Server configuration key for Skill Groups.	UNSPEC (8)	8
AgentConfigKey	The CTI Server configuration key for Agents.	UNSPEC (8)	8
DeviceConfigKey	The CTI Server configuration key for Device Information.	UNSPEC (8)	8

CallTypeConfigKey	The CTI Server configuration key for Call Type Information.	UNSPEC (8)	8
PeripheralConfigKey	The CTI Server configuration key for peripheral information.	UNSPEC (8)	8
AgentDeskSettingsConfigKey	The CTI Server configuration key for Agent Desk Settings information.	UNSPEC (8)	8

CONFIG_KEY_EVENT Status values

Status Value	Value	Meaning
CONFIG_SUCCESS	0	Successful upload of configuration data.
CONFIG_SERVICE_PROVIDER	1	No data was sent due to a service provider environment
CONFIG_NO_KEY_SUPPORT	2	The server does not support configuration keys.
CONFIG_UNKNOWN_CUSTOMER	3	The customer specified does not exist on the server.

CONFIG_REQUEST_EVENT

The CONFIG_REQUEST_EVENT message may be sent by the client whenever it wants to check and receive a particular configuration from the CTI Server. The CTI Server should respond by sending a CONFIG_BEGIN_EVENT, CONFIG_XXX records, then a CONFIG_END block containing all records for that configuration item.

Table 177: CONFIG_REQUEST_EVENT Message Format

Fixed Part			
Field Name	Value	Data Type	Byte Size
MessageHeader	Standard message header. MessageType = 232.	MHDR	8

ConfigInformation		UINT	4
-------------------	--	------	---

	<p>Bit mask indicating what type of information is requested.</p> <ul style="list-style-type: none">• 1=Service Information• 2=Skill Group Information• 4=Agent Information• 8=Device Information• 16=Call Type Information• 32=Media Routing Domain Information• 64=Peripheral Information• 128=Agent Desk Settings Information• 512=Agent Services Information <p>If 0, this indicates that client is not requesting an initial configuration upload. This will be used to signify the server that it is now permitted to send configuration update messages when the client does not want the initial update. What updates are received depend upon the ConfigInfoMask.</p> <p>If a configuration is requested and updates were requested in the OPEN_REQ, updates will begin after the entire configuration is uploaded and a CONFIG_END_EVENT is received. Please note that the configuration requested here and the ConfigInfoMask in the</p>	
--	---	--

	OPEN_REQ are allowed to be different. (i.e. send me the entire initial configuration but just send me agent updates)		
ConfigMsgMask	<p>A bitwise combination of Configuration Event Masks that the CTI client wishes to receive.</p> <p>For bit mask values, see the CONFIG_REQUEST_EVENT message ConfigInformation field.</p> <p>Bit mask indicating what type of information is requested.</p> <ul style="list-style-type: none"> • 1=Service Information • 2=Skill Group Information • 4=Agent Information • 8=Device Information • 16=Call Type Information • 32=Media Routing Domain Information <p>0x100 - Terminal Information</p>	UINT	4
PeripheralID	Peripheral ID of ACD for which configuration keys are required.	UINT	4
Floating Part			
Field Name	Value	Data Type	Max. Size
CustomerID	Currently not used in UCCE.	UINT	4

CONFIG_BEGIN_EVENT

The CONFIG_BEGIN_EVENT signifies the beginning of configuration data (all of the same key) from the CTI Server.

Table 178: CONFIG_BEGIN_EVENT Message Format

Fixed Part			
Field Name	Value	Data Type	Byte Size
MessageHeader	Standard message header. MessageType = 233.	MHDR	8
ConfigType	0 = Unused 1 = Solicited 2 = Unsolicited (update)	USHORT	2
ConfigInformation	Bit mask indicating what type of information is included. 1=Service Information 2=Skill Group Information 4=Agent Information 8=Device Information 16=Call Type Information 32=Media Routing Domain Information 64=Peripheral Information 128=Agent Desk Settings Information 512=Agent Services Information	UINT	4
Floating Part			
Field Name	Value	Data Type	Max. Size
ServiceConfigKey	The CTI Server configuration key for Services.	UNSPEC (8)	8
SkillGroupConfigKey	The CTI Server configuration key for Skill Groups.	UNSPEC (8)	8

AgentConfigKey	The CTI Server configuration key for Agents.	UNSPEC (8)	8
DeviceConfigKey	The CTI Server configuration key for Device Information.	UNSPEC (8)	8
CallTypeConfi Key	The CTI Server configuration key for Call Type Information.	UNSPEC (8)	8
PeripheralConfigKey	The CTI Server configuration key for peripheral information.	UNSPEC (8)	8
AgentDeskSettingsConfigKey	The CTI Server configuration key for Agent Desk Settings information.	UNSPEC (8)	8

CONFIG_SERVICE_EVENT

The CONFIG_SERVICE_EVENT message will be sent by the CTI Server to provide information about a Service. Please note that the Peripheral Number field is considered unique for all records. Two records sent with matching Peripheral Numbers will be considered the same record.

Table 179: CONFIG_SERVICE_EVENT Message Format

Fixed Part			
Field Name	Value	Data Type	Byte Size
MessageHeader	Standard message header. MessageType = 235.	MHDR	8
NumRecords	The number of records contained in the floating part of this message. (>=1) (The entire floating portion) (Maximum of 10)	USHORT	2
Floating Part			
Field Name	Value	Data Type	Max. Size
RecordType	0=Add 1=Change 2=Delete	USHORT	2

FltPeripheralID	Specifies the PeripheralID of this record.	UINT	4
PeripheralNumber	The Peripheral ID of the Service.	UINT	4
OldPeripheralNumber	For a change request this field may be present and should reflect the Old Peripheral Number of the record to be changed. This allows the Peripheral Number to be changed on an existing record.	UINT	4
MaxQueued	The maximum number of calls allowed to be queued for this Service.	UINT	4
Extension	Extension of the Service if it is dialable on the CTI Server.	STRING	16
ServiceSkillTargetID	SkillTargetID of the Service.	UINT	4
PeripheralName	Name of the Service on the peripheral.	STRING	64
Description	A free form description of the Service.	STRING	128
ServiceLevelThreshold	The Service Level threshold in seconds.	UINT	4
ServiceLevelType	The type of Service Level.	UINT	4
ConfigParam	Configuration Parameter.	STRING	255
FltMRDomainID	Media Routing Domain ID associated with the Service.	UINT	4
NumServiceMembers	Number of elements in the ServiceMember and ServicePriority arrays for each CONFIG_SERVICE_CONFIG record. This field has a maximum value of 10.	USHORT	2

ServiceMember	Peripheral Number of a SkillGroup that is a member of the Service. It is an Array with the size provided in the NumServiceMembers.	UINT[NumServiceMembers]	4* NumServiceMembers
ServicePriority	Priority of each service members. It is an Array with the size provided in the NumServiceMembers.	USHORT[NumServiceMembers]	2* NumServiceMembers

CONFIG_SKILL_GROUP_EVENT

The CONFIG_SKILL_GROUP_EVENT message will be sent to indicate a Skill Group configuration update. Please note that the Peripheral Number field is considered unique for all records. Two records sent with matching Peripheral Numbers will be the considered the same record.

Table 180: CONFIG_SKILL_GROUP_EVENT Message Format

Fixed Part			
Field Name	Value	Data Type	Byte Size
MessageHeader	Standard message header. MessageType = 236.	MHDR	8
NumRecords	The number of records included in the floating part of this message. (>=1) (The entire floating portion) (Maximum of 10)	USHORT	2
Floating Part			
Field Name	Value	Data Type	Max. Size
RecordType	0=Add 1=Change 2=Delete	USHORT	2
FltPeripheralID	Specifies the PeripheralID of this record.	UINT	4
PeripheralNumber	The Peripheral Number of the Skill Group.	UINT	4

OldPeripheralNumber	For a change request this field may be present and should reflect the Old Peripheral Number of the record to be changed. This allows the Peripheral Number to be changed on an existing record.	UINT	4
FltSkillGroupPriority (Optional)	Priority of this Skill Group. (0) for UCCE	USHORT	2 * NumSkills
SkillGroupSkillTargetID	SkillTargetID of the skill.	UINT	4
AutoWork	TRUE if the agent goes into work mode after handling a call from this Skill Group. FALSE if not present.	BOOL	2
Extension	Extension of the Skill Group if it is dialable on the CTI Server.	STRING	16
PeripheralName	Name of the Skill Group on the peripheral.	STRING	64
Description	A free form description of the Skill Group.	STRING	128
FltMRDomainID	Media Routing Domain ID associated with the Skill Group.	UINT	4
FltPrecisionQueueID	Precision Queue ID associated with the Skill Group	UINT	4
FltPrecisionQueueName	Precision Queue Name associated with the system generated skill group created on CCE peripherals. Such skill groups would have a non-zero PrecisionQueueID. Regular skill groups would have this as "NULL".	STRING	32
ConfigParam	Configuration Parameter.	STRING	255

CONFIG_AGENT_EVENT

The CONFIG_AGENT_EVENT message is sent by the CTI Server to provide information about Agent. Please note that the LoginID field is considered unique for all records. Two records sent with matching LoginID's are considered as the same record.

Table 181: CONFIG_AGENT_EVENT Message Format

Fixed Part			
Field Name	Value	Data Type	Byte Size
MessageHeader	Standard message header. MessageType = 237.	MHDR	8
NumRecords	The number of records contained in the floating part of this message. (>=1) (The entire floating portion) (Maximum of 10)	USHORT	2
Floating Part			
Field Name	Value	Data Type	Max. Size
RecordType	CONFIG_RECORD_ADD CONFIG_RECORD_CHANGE CONFIG_RECORD_DELETE	USHORT	2
FltPeripheralID	Specifies the PeripheralID of this record.	UINT	4
ActiveTerminal	The selected terminal device name, if any.	STRING	64
AgentType	CONFIG_AGENT CONFIG_SUPERVISOR	USHORT	2
AgentDeskSettingsID	Specifies the Agent Desk Settings ID value assigned to an Agent. The default value is -1.	UINT	4
LoginID	The LoginID/Agent Peripheral Number of the agent.	STRING	64

OldLoginID	For a change request, this field may be present and should reflect the Old Peripheral Number or Login ID of the record to be changed. This allows the Peripheral Number to be changed from an existing record.	STRING	64
LoginName	The Login Name of the agent. (Can be different from the Agent Peripheral Number) For clients using a protocol version earlier than version 20, LoginName is truncated to 32 Bytes.	STRING	255
LastName	The Last name of the agent.	STRING	32
FirstName	The First name of the agent.	STRING	32
Extension	The Extension of the agent.	STRING	16
Description	A free form description of the agent.	STRING	128
AgentSkillTargetID	The ICM SkillTargetID of this agent.	UINT	4
NumSkills	Number of elements in the FltSkillGroupNumber and FltSkillGroupPriority arrays for each CONFIG_AGENT_EVENT record. This field has a maximum value of 100.	USHORT	2
SSOEnabled	The agent's UCCE SSO configuration: <ul style="list-style-type: none"> • 0 = SSO disabled • 1 = SSO enabled 	USHORT	2

NumMRDs	Number of elements in the FltAgentMRDID and FltAgentMRDState arrays for each CONFIG_AGENT_EVENT record. This field has a maximum value of 40.	USHORT	2
FltSkillGroupNumber	All the SkillGroups Numbers that Agent belongs. It is an Array with the size provided in the NumSkills.	UINT[NumSkills]	4 * NumSkills
FltSkillGroupPriority	All the SkillGroup priorities of the Agent. It is an Array with the size provided in the NumSkills. For UCCE, FltSkillGroupPriority is always 0.	USHORT[NumSkills]	2 * NumSkills
FltAgentMRDID	All the Media Routing Domains that Agent currently logged in. It is an Array with size provided in the NumMRDs.	UINT[NumMRDs]	4 * NumMRDs
FltAgentMRDState	The overall Agent state of each Media Routing Domain that Agent logged in. It is an Array with size provided in the NumMRDs.	USHORT[NumMRDs]	2 * NumMRDs



Note The CONFIG_AGENT_EVENT sends MRD information only for baseline configurations. Configuration updates will not have MRD information.

CONFIG_TERMINAL_EVENT

The CONFIG_TERMINAL_EVENT message will be sent by the CTI Server to indicate an update to some terminal configuration. Terminals contain terminal information and the extensions associated with the terminal. For these terminals, a CONFIG_TERMINAL_EVENT message will be sent. The following shows the changes to the existing message.

Table 182: CONFIG_TERMINAL_EVENT Message Format

Fixed Part

Field Name	Value	Data Type	Byte Size
MessageHeader	Standard message header. MessageType = 276.	MHDR	8
NumRecords	The number of records in the floating portion of the message. Max of 10.	USHORT	2
Floating Part			
Field Name	Value	Data Type	Max. Size
RecordType	0 = Add 1 = Change (not used currently) 2 = Delete	USHORT	2
TerminalType	Specifies the type of the terminal	USHORT	2
TerminalDeviceName	The terminal device name	STRING	64
TerminalTypeName	The terminal type name	STRING	100
NumInstruments	The number of instruments to follow - max 10	USHORT	2
Instrument	Agent instruments	STRING	64

CONFIG_AGENT_DESK_SETTINGS_EVENT

Table 183: CONFIG_AGENT_DESK_SETTINGS_EVENT Message Format

Fixed Part			
Field Name	Value	Data Type	Byte Size
MessageHeader	Standard message header. MessageType = 261.	MHDR	8
NumRecords	The number of records contained in the floating part of this message. (>=1) (The entire floating portion) (Maximum of 10)	USHORT	2
Floating Part			
Field Name	Value	Data Type	Max. Size

RecordType	CONFIG_RECORD_ADD CONFIG_RECORD_CHANGE CONFIG_RECORD_DELETE	USHORT	2
AgentDeskSettingsID	Specifies the AgentDeskSettings ID configured in the System. The default value is -1.	UINT	4
FltDeskSettingsMask	A bitwise combination of the Boolean desk setting Masks. For more information, see Table 113: Boolean Desk Settings Masks, on page 211	UINT	4
FltWrapUpDataIncomingMode	Indicates whether the agent is allowed or required to enter wrap-up data after an inbound call: 0=Required, 1=Optional, 2=Not allowed, 3 = Required With WrapupData.	UINT	4
FltWrapUpDataOutgoingMode	Indicates whether the agent is allowed or required to enter wrap-up data after an outbound call: 0=Required, 1=Optional, 2=Not allowed.	UINT	4
FltLogoutNonActivityTime	Number of seconds on non-activity at the desktop after which the Unified CCE automatically logs out the agent.	UINT	4
FltQualityRecordingRate	Indicates how frequently calls to the agent are recorded.	UINT	4
FltRingNoAnswerTime	Number of seconds a call may ring at the agent's station before being redirected.	UINT	4

FltSilentMonitorWarningMessage	Set when a warning message box will prompt on agent desktop when silent monitor starts.	UINT	4
FltSilentMonitorAudibleIndication	Set for an audio click at beginning of the silent monitor.	UINT	4
FltSupervisorAssistCallMethod	Set for Unified CCE PIM will create a blind conference call for supervisor assist request; otherwise will create consultative call.	UINT	4
FltEmergencyCallMethod	Set for Unified CCE PIM will create a blind conference call for emergency call request; otherwise create a consultative call.	UINT	4
FltAutoRecordOnEmergency	Set for automatically record when emergency call request.	UINT	4
FltRecordingMode	Set for the recording request go through Unified CM/PIM.	UINT	4
FltWorkModeTimer	Auto Wrap-up time out.	UINT	4
FltRingNoAnswerDnId	The dialed number identifier for new re-route destination in the case of ring no answer.	UINT	4
FltDefaultDevicePortAddress	Optional value to override the default port address for the agent telephony device.	String	4
PlayZipTone	1 - ZipTone is enabled on auto answer 0 - ZipTone is disabled on auto answer	UINT	4
ACDSharedLineUsage	1 - Agent is permitted to use shared lines 0 - Agent is prohibited from using shared lines	UINT	4

CONFIG_PERIPHERAL_EVENT

Table 184: CONFIG_PERIPHERAL_EVENT Message Format

Fixed Part			
Field Name	Value	Data Type	Byte Size
MessageHeader	Standard message header. MessageType = 260.	MHDR	8
NumRecords	The number of records contained in the floating part of this message. (>=1) (The entire floating portion) (Maximum of 10)	USHORT	2
Floating Part			
Field Name	Value	Data Type	Max. Size
RecordType	CONFIG_RECORD_ADD CONFIG_RECORD_CHANGE CONFIG_RECORD_DELETE	USHORT	2
ConfigPeripheralID	Specifies the PeripheralID.	UINT	4
DefaultAgentDeskSettingsID	Specifies the the default Agent Desk Settings configured for a peripheral.	UINT	4

CONFIG_DEVICE_EVENT

The CONFIG_DEVICE_EVENT message will be sent by the CTI Server to indicate an update to some device configuration. Devices are associated with all entities like Services, Skill Groups, Agent Phones, Route Points and CTI ports etc. For these devices, CONFIG_DEVICE_EVENT message will be sent.

Table 185: CONFIG_DEVICE_EVENT Message Format

Fixed Part			
Field Name	Value	Data Type	Byte Size
MessageHeader	Standard message header. MessageType = 238.	MHDR	8

NumRecords	The number of records contained in the floating part of this message. (>=1) (The entire floating portion) (Maximum of 10)	USHORT	2
Floating Part			
Field Name	Value	Data Type	Max. Size
RecordType	0=Add 1=Change 2=Delete	USHORT	2
FltPeripheralID	Specifies the PeripheralID of this record.	UINT	4
PeripheralNumber	The Peripheral Number (or ID) of this Device.	UINT	4
DeviceType	Specifies the Device Type 0=Unknown 1=Service 2=Skill Group 3=Agent ID 4=Agent Device Extension 5=Route Point 6=CTI Port 7=Call Control Group	USHORT	2
MaxQueued	The maximum number of calls allowed to be queued to this Device.	UINT	4
FltServiceID	The Service this entry is associated with. (if any)	UINT	4
DialedNumber	The number dialed.	STRING	40
DNIS	DNIS provided with the call.	STRING	32
Extension	The extension of this Device. (if any)	STRING	16
Description	A free form description of the Device.	STRING	128

CONFIG_CALL_TYPE_EVENT

The CONFIG_CALL_TYPE_EVENT message will be sent by the CTI Server to provide information about a call type. Please note that the CallTypeID field is considered unique for all records. Two records sent with matching CallTypeIDs will be considered the same record.

Table 186: CONFIG_CALL_TYPE_EVENT Message Format

Fixed Part			
Field Name	Value	Data Type	Byte Size
MessageHeader	Standard message header. MessageType = 245.	MHDR	8
NumRecords	The number of records contained in the floating part of this message. (>=1) (The entire floating portion) (Maximum of 10)	USHORT	2
Floating Part			
Field Name	Value	Data Type	Max. Size
RecordType	0=Add 1=Change 2=Delete	USHORT	2
FltCallTypeID	The unique Call Type Identifier.	UINT	4
CustomerDefinitionID	0 (not used for UCCE)	UINT	4
EnterpriseName	The name for the Call Type.	STRING	32
Description	A free form description of the Call Type.	STRING	128
ServiceLevelThreshold	The Service Level threshold in seconds.	UINT	4
ServiceLevelType	The type of Service Level.	UINT	4

CONFIG_MRD_EVENT

The CONFIG_MRD_EVENT will be sent by the CTI Server to provide information about a Media Routing Domain. Please note that the MRDomainID field is considered unique for all records. Two records sent with matching MRDomainIDs will be considered the same record.

Table 187: CONFIG_MRD_EVENT Message Format

Fixed Part			
Field Name	Value	Data Type	Byte Size
MessageHeader	Standard message header. MessageType = 245.	MHDR	8
NumRecords	The number of records contained in the floating part of this message. (>=1) (The entire floating portion) (Maximum of 10)	USHORT	2
Floating Part			
Field Name	Value	Data Type	Max. Size
RecordType	0=Add 1=Change 2=Delete	USHORT	2
FltMRDomainID	The unique Media Routng DomainIdentifier.	UINT	4
FltEnterpriseName	The name for the MediaRouting Domain.	STRING	32
FltDescription	A free form description of the Media Routing Domain.	STRING	128
FltMaxTaskDuration	The maxiumum duration for a task, in seconds.	UINT	4
FltInterruptible	Indicates whether tasks assigned from another MRD can interrupt an agent.	BOOL	2

CONFIG_AGENT_SERVICE_EVENT

This event will updates CTI Clients to indicate which Agent Services are enabled. The message is sent in the following scenarios.

1. During the startup, and at least one service is enabled for the agent. If not, the message will not be sent.
2. When a service is added or removed to an existing list of services.
3. When all the services from the agent are removed, message is triggered.

Table 188: CONFIG_AGENT_SERVICE_EVENT Message Format

Fixed Part			
Field Name	Value	Data Type	Byte Size
MessageHeader	Standard message header. MessageType = 282.	MHDR	8
Num Records	The number of records contained in the floating part of this message. (>=1) (The entire floating portion) (Maximum of 10)	USHORT	2
Floating Part			
Field Name	Value	Data Type	Max. Size
AgentSkillTargetID	The skill target ID of the agent for whom the services are updated.	UINT	4
NumOfEnabledServices	Number of services enabled for this agent, If no services are enabled, it will show 0. The message with 0 services enabled is sent when the all services are disabled.	USHORT	2
FltEnabledServices (Optional)	List of services enabled for the agent. The size of it is determined by the NumOfEnabledServices. The service types are: 1. Agent Assist 2. Transcript 3. Recording	USHORT	2* NumOfEnabledServices
RecordType	The Record types are 1. 0 = Add 2. 1 = Change 3. 2 = Delete	USHORT	2

[5](#)

⁵ Config Msg Flag: It will be sent only on subscription.

CONFIG_END_EVENT

The CONFIG_END_EVENT message will be sent by the CTI Server to indicate the end of a successful configuration upload or an error condition. It most likely will follow configuration records preceded by a CONFIG_BEGIN_EVENT message to respond to a CONFIG_REQUEST_EVENT message indicating either an error or there is no configuration for the items requested.

Please note that status CONFIGEND_PARTIAL is used during the initial configuration upload if the server needs to break up the configuration into multiple CONFIG_BEGIN_EVENT/CONFIG_END_EVENT messages. In this case all but the last should be CONFIGEND_PARTIAL status. The reason for this is to let the client know when the entire configuration has been received.

Table 189: CONFIG_END_EVENT Message Format

Fixed Part			
Field Name	Value	Data Type	Byte Size
MessageHeader	Standard message header. MessageType = 234.	MHDR	8
ConfigEndStatus	Indicates the status of the configuration block. See .	UINT	4
Floating Part			
Field Name	Value	Data Type	Max. Size
Text	Optional Text describing errors or info.	STRING	255

Table 190: CONFIG_END_EVENT Status values

Status Value	Value	Meaning
CONFIGEND_SUCCESS	0	Successful upload of configuration data.
CONFIGEND_NO_SERVICE_PROVIDER	1	No data was sent due to a service provider environment.
CONFIGEND_UNKNOWN_CUSTOMER	2	An unknown customer was specified in the request.
CONFIGEND_INVALID	3	An invalid configuration was sent.
CONFIGEND_EMPTY	4	No configuration exists on the CTI Server.
CONFIGEND_PARTIAL	5	Partial configuration was sent.



CHAPTER 6

Constants and Status Codes

- In this chapter, on page 318
- Failure Indication Message Status Codes, on page 319
- SystemEventID Values, on page 326
- Special Values, on page 327
- Tag Values, on page 328
- AgentState Values, on page 344
- PGStatusCode Values, on page 345
- PeripheralType Values, on page 346
- LocalConnectionState Values, on page 347
- EventCause Values, on page 348
- DeviceIDType Values, on page 352
- CallType Values, on page 353
- ConnectionDeviceIDType Values, on page 356
- LineType Values, on page 356
- ControlFailureCode Values, on page 357
- AllocationState Values, on page 363
- ForwardType Values, on page 364
- TypeOfDevice Values, on page 364
- ClassOfDevice Values, on page 365
- CallPlacementType Values, on page 366
- CallMannerType Values, on page 366
- CallOption Values, on page 367
- ConsultType Values, on page 368
- FacilityType Values, on page 368
- AnsweringMachine Values, on page 368
- AnswerDetectMode Values, on page 369
- AgentWorkMode Values, on page 370
- DestinationCountry Values, on page 370
- CTI Service Masks, on page 371
- Disposition Code Values, on page 372
- Agent Service Request Masks, on page 375
- Silent Monitor Status Values, on page 375
- Agent Internal States Message Values, on page 375

- TaskState Values, on page 376
- In this chapter, on page 377
- Failure Indication Message Status Codes, on page 377
- SystemEventID Values, on page 384
- Special Values, on page 386
- Tag Values, on page 386
- AgentState Values, on page 402
- PGStatusCode Values, on page 403
- PeripheralType Values, on page 404
- LocalConnectionState Values, on page 405
- EventCause Values, on page 406
- DeviceIDType Values, on page 410
- CallType Values, on page 411
- ConnectionDeviceIDType Values, on page 414
- LineType Values, on page 414
- ControlFailureCode Values, on page 415
- AllocationState Values, on page 421
- ForwardType Values, on page 422
- TypeOfDevice Values, on page 422
- ClassOfDevice Values, on page 423
- CallPlacementType Values, on page 424
- CallMannerType Values, on page 424
- CallOption Values, on page 425
- ConsultType Values, on page 426
- FacilityType Values, on page 426
- AnsweringMachine Values, on page 426
- AnswerDetectMode Values, on page 427
- AgentWorkMode Values, on page 428
- DestinationCountry Values, on page 428
- CTI Service Masks, on page 429
- Disposition Code Values, on page 430
- Agent Service Request Masks, on page 433
- Silent Monitor Status Values, on page 433
- Agent Internal States Message Values, on page 433
- TaskState Values, on page 434

In this chapter

This section lists the possible values for various status codes and fields that can appear in CTI Server messages. These values are defined in the CTILink.h file, located in the \icm\include directory.

Failure Indication Message Status Codes

This table shows the status codes that may be included in the FAILURE_CONF and FAILURE_EVENT messages.

Status Codes

Status Code	Description	Value
E_CTI_NO_ERROR	No error occurred.	0
E_CTI_INVALID_VERSION	The CTI Server does not support the protocol version number requested by the CTI client.	1
E_CTI_INVALID_MESSAGE_LENGTH	A message with an invalid message length field was received.	2
E_CTI_INVALID_FIELD_TAG	A message with an invalid floating field tag was received.	3
E_CTI_SESSION_NOT_OPEN	No session is currently open on the connection.	4
E_CTI_SESSION_ALREADY_OPEN	A session is already open on the connection.	5
E_CTI_REQUIRED_DATA_MISSING	The request did not include one or more floating items that are required.	6
E_CTI_INVALID_PERIPHERAL_ID	A message with an invalid PeripheralID value was received.	7
E_CTI_INVALID_AGENT_DATA	The provided agent data item(s) are invalid.	8
E_CTI_AGENT_NOT_LOGGED_ON	The indicated agent is not currently logged on.	9
E_CTI_DEVICE_IN_USE	The indicated agent teleset is already associated with a different CTI client.	10
E_CTI_NEW_SESSION_OPENED	This session is being terminated due to a new session open request from the client.	11
E_CTI_FUNCTION_NOT_AVAILABLE	A request message was received for a function or service that was not granted to the client.	12

Status Code	Description	Value
E_CTI_INVALID_CALLID	A request message was received with an invalid CallID value.	13
E_CTI_PROTECTED_VARIABLE	The CTI client may not update the requested variable.	14
E_CTI_CTI_SERVER_OFFLINE	The CTI Server is not able to function normally. The CTI client should close the session upon receipt of this error.	15
E_CTI_TIMEOUT	The CTI Server failed to respond to a request message within the time-out period, or no messages have been received from the CTI client within the IdleTimeout period.	16
E_CTI_UNSPECIFIED_FAILURE	An unspecified error occurred.	17
E_CTI_INVALID_TIMEOUT	The IdleTimeout field contains a value that is less than 20 seconds (4 times the minimum heartbeat interval of 5 seconds).	18
E_CTI_INVALID_SERVICE_MASK	The ServicesRequested field has unused bits set. All unused bit positions must be zero.	19
E_CTI_INVALID_CALL_MSG_MASK	The CallMsgMask field has unused bits set. All unused bit positions must be zero.	20
E_CTI_INVALID_AGENT_STATE_MASK	The AgentStateMask field has unused bits set. All unused bit positions must be zero.	21
E_CTI_INVALID_RESERVED_FIELD	A Reserved field has a non-zero value.	22
E_CTI_INVALID_FIELD_LENGTH	A floating field exceeds the allowable length for that field type.	23
E_CTI_INVALID_DIGITS	A STRING field contains characters that are not digits (“0” through “9”).	24
E_CTI_BAD_MESSAGE_FORMAT	The message is improperly constructed. This may be caused by omitted or incorrectly sized fixed message fields.	25

Status Code	Description	Value
E_CTI_INVALID_TAG_FOR_MSG_TYPE	A floating field tag is present that specifies a field that does not belong in this message type.	26
E_CTI_INVALID_DEVICE_ID_TYPE	A DeviceIDType field contains a value that is not in DeviceIDType Values, on page 352 .	27
E_CTI_INVALID_LCL_CONN_STATE	A LocalConnectionState field contains a value that is not in LocalConnectionState Values, on page 347 .	28
E_CTI_INVALID_EVENT_CAUSE	An EventCause field contains a value that is not in EventCause Values, on page 348 .	29
E_CTI_INVALID_NUM_PARTIES	The NumParties field contains a value that exceeds the maximum (16).	30
E_CTI_INVALID_SYS_EVENT_ID	The SystemEventID field contains a value that is not in SystemEventID Values, on page 326 .	31
E_CTI_INCONSISTENT_AGENT_DATA	The provided agent extension, agent id, and/or agent instrument values are inconsistent with each other.	32
E_CTI_INVALID_CONNECTION_ID_TYPE	A ConnectionDeviceIDType field contains a value that is not in ConnectionDeviceIDType Values, on page 356 .	33
E_CTI_INVALID_CALL_TYPE	The CallType field contains a value that is not in CallType Values, on page 353 .	34
E_CTI_NOT_CALL_PARTY	A CallDataUpdate or Release Call request specified a call that the client is not a party to.	35
E_CTI_INVALID_PASSWORD	The ClientID and Client Password provided in an OPEN_REQ message is incorrect.	36
E_CTI_CLIENT_DISCONNECTED	The client TCP/IP connection was disconnected without a CLOSE_REQ.	37

Status Code	Description	Value
E_CTI_INVALID_OBJECT_STATE	An invalid object state value was provided.	38
E_CTI_INVALID_NUM_SKILL_GROUPS	An invalid NumSkillGroups value was provided.	39
E_CTI_INVALID_NUM_LINES	An invalid NumLines value was provided.	40
E_CTI_INVALID_LINE_TYPE	An invalid LineType value was provided.	41
E_CTI_INVALID_ALLOCATION_STATE	An invalid AllocationState value was provided.	42
E_CTI_INVALID_ANSWERING_MACHINE	An invalid AnsweringMachine value was provided.	43
E_CTI_INVALID_CALL_MANNER_TYPE	An invalid CallMannerType value was provided.	44
E_CTI_INVALID_CALL_PLACEMENT_TYPE	An invalid CallPlacementType value was provided.	45
E_CTI_INVALID_CONSULT_TYPE	An invalid ConsultType value was provided.	46
E_CTI_INVALID_FACILITY_TYPE	An invalid FacilityType value was provided.	47
E_CTI_INVALID_MSG_TYPE_FOR_VERSION	The provided MessageType is invalid for the opened protocol version.	48
E_CTI_INVALID_TAG_FOR_VERSION	A floating field tag value is invalid for the opened protocol version.	49
E_CTI_INVALID_AGENT_WORK_MODE	An invalid AgentWorkMode value was provided.	50
E_CTI_INVALID_CALL_OPTION	An invalid call option value was provided.	51
E_CTI_INVALID_DESTINATION_COUNTRY	An invalid destination country value was provided.	52
E_CTI_INVALID_ANSWER_DETECT_MODE	An invalid answer detect mode value was provided.	53
E_CTI_MUTUALLY_EXCLUS_DEVICEID_TYPES	A peripheral monitor request may not specify both a call and a device.	54

Status Code	Description	Value
E_CTI_INVALID_MONITORID	An invalid monitorID value was provided.	55
E_CTI_SESSION_MONITOR_ALREADY_EXISTS	A requested session monitor was already created.	56
E_CTI_SESSION_MONITOR_IS_CLIENTS	A client may not monitor its own session.	57
E_CTI_INVALID_CALL_CONTROL_MASK	An invalid call control mask value was provided.	58
E_CTI_INVALID_FEATURE_MASK	An invalid feature mask value was provided.	59
E_CTI_INVALID_TRANSFER_CONFERENCE_SETUP_MASK	An invalid transfer conference setup mask value was provided.	60
E_CTI_INVALID_ARRAY_INDEX	An invalid named array index value was provided.	61
E_CTI_INVALID_CHARACTER	An invalid character value was provided.	62
E_CTI_CLIENT_NOT_FOUND	There is no open session with a matching ClientID.	63
E_CTI_SUPERVISOR_NOT_FOUND	The agent's supervisor is unknown or does not have an open CTI session.	64
E_CTI_TEAM_NOT_FOUND	The agent is not a member of an agent team.	65
E_CTI_NO_CALL_ACTIVE	The specified agent does not have an active call.	66
E_CTI_NAMED_VARIABLE_NOT_CONFIGURED	The specified named variable is not configured in the Unified CCE.	67
E_CTI_NAMED_ARRAY_NOT_CONFIGURED	The specified named array is not configured in the Unified CCE.	68
E_CTI_INVALID_CALL_VARIABLE_MASK	The specified call variable mask is not valid.	69
E_CTI_ELEMENT_NOT_FOUND	An internal error occurred manipulating a named variable or named array element.	70
E_CTI_INVALID_DISTRIBUTION_TYPE	The specified distribution type is invalid.	71

Status Code	Description	Value
E_CTI_INVALID_SKILL_GROUP	The specified skill group is invalid.	72
E_CTI_TOO_MUCH_DATA	The total combined size of named variables and named arrays may not exceed the limit of 2000 bytes.	73
E_CTI_VALUE_TOO_LONG	The value of the specified named variable or named array element exceeds the maximum permissible length.	74
E_CTI_SCALAR_FUNCTION_ON_ARRAY	A NamedArray was specified with a NamedVariable tag.	75
E_CTI_ARRAY_FUNCTION_ON_SCALAR	A NamedVariable was specified with a NamedArray tag.	76
E_CTI_INVALID_NUM_NAMED_VARIABLES	The value in the NumNamedVariables field is different than the number of NamedVariable floating fields in the message.	77
E_CTI_INVALID_NUM_NAMED_ARRAYS	The value in the NumNamedArrays field is different than the number of NamedArray floating fields in the message.	78
E_CTI_INVALID_RTP_DIRECTION	The RTP direction value is invalid.	79
E_CTI_INVALID_RTP_TYPE	The RTP type value is invalid.	80
E_CTI_CALLED_PARTY_DISPOSITION	The called party disposition is invalid.	81
E_CTI_INVALID_SUPERVISORY_ACTION	The supervisory action is invalid.	82
E_CTI_AGENT_TEAM_MONITOR_ALREADY_EXISTS	The agent team monitor already exists.	83
E_CTI_INVALID_SERVICE	The ServiceNumber or ServiceID value is invalid.	84
E_CTI_SERVICE_CONFLICT	The ServiceNumber and ServiceID values given represent different services.	85

Status Code	Description	Value
E_CTI_SKILL_GROUP_CONFLICT	The SkillGroupNumber/SkillGroupPriority and SkillGroupID values given represent different skill groups.	86
E_CTI_INVALID_DEVICE	The specified device is invalid.	87
E_CTI_INVALID_MR_DOMAIN	Media Routing Domain is invalid.	88
E_CTI_MONITOR_ALREADY_EXISTS	Monitor already exists.	89
E_CTI_MONITOR_TERMINATED	Monitor has terminated.	90
E_CTI_INVALID_TASK_MSG_MASK	The task msg mask is invalid.	91
E_CTI_SERVER_NOT_MASTER	The server is a standby server.	92
E_CTI_INVALID_CSD	The CSD Specified is invalid (Unified CCX Only).	93
E_CTI_JTAPI_CCM_PROBLEM	Indicates a JTAPI or Unified CM problem.	94
E_INVALID_CONFIG_MSG_MASK	Indicates a bad config mask in OPEN_REQ.	95
E_CTI_AUTO_CONFIG_RESET	Indicates a configuration change (Unified CCX only).	96
E_CTI_INVALID_MONITOR_STATUS	Indicates an invalid monitor.	97
E_CTI_INVALID_REQUEST_TYPE	Indicates an invalid request ID type.	98
E_CTI_INVALID_CLIENT_FOR_STANDBY	Standby CTIServer returns this error code when: <ul style="list-style-type: none"> • The clients with protocol version 23 or lesser connects. • The clients without ServiceMask CTI_SERVICE_ACTIVE_STANDBY (0x02000000) connects. 	107

Status Code	Description	Value
E_CTI_INVALID_UNIQUE_INSTANCE_ID	This status code is returned as a failure response for the OPEN_REQ message when the UniqueInstanceID element is present in the message but its value is empty (0 length).	108
E_CTI_DUPLICATE_UNIQUE_INSTANCE_ID	This status code is returned as a failure response for the OPEN_REQ message when there is an existing Client Instance found with same UniqueInstanceID in the OPEN_REQ message.	109
E_CTI_SERVER_IN_MAINTENANCE_MODE	This status code is returned as a failure response for the OPEN_REQ message a client is trying to open a session with CTI Server when Maintenance Mode is in progress. The code is used to close the client session when the active CTI Server stops for Maintenance Mode.	110

SystemEventID Values

This table shows the SystemEventID values that may be included in the SYSTEM_EVENT messages.

Table 191: SystemEventID Values

SystemEventID	Description	Value
SYS_CENTRAL_CONTROLLER_ONLINE	The PG has resumed communication with the Unified CCE Central Controller.	1
SYS_CENTRAL_CONTROLLER_OFFLINE	The PG is unable to communicate with the Unified CCE Central Controller.	2
SYS_PERIPHERAL_ONLINE	A peripheral monitored by the PG has gone online. SystemEventArg1 contains the PeripheralID of the peripheral.	3

SystemEventID	Description	Value
SYS_PERIPHERAL_OFFLINE	A peripheral monitored by the PG has gone offline. SystemEventArg1 contains the PeripheralID of the peripheral.	4
SYS_TEXT_FYI	Broadcast of informational “text” floating field.	5
SYS_PERIPHERAL_GATEWAY_OFFLINE	The CTI Server is unable to communicate with the Unified CCE Peripheral Gateway.	6
SYS_CTI_SERVER_OFFLINE	The local software component is unable to communicate with the CTI Server.	7
SYS_CTI_SERVER_ONLINE	The local software component has resumed communication with the CTI Server.	8
SYS_HALF_HOUR_CHANGE	The Unified CCE Central Controller time has changed to a new half hour.	9
SYS_INSTRUMENT_OUT_OF_SERVICE	An Enterprise Agent device target has been removed from service. SystemEventArg1 contains the PeripheralID of the peripheral, and SystemEventText contains the AgentInstrument that was removed from service.	10
SYS_INSTRUMENT_BACK_IN_SERVICE	An Enterprise Agent device target has been returned to service. SystemEventArg1 contains the PeripheralID of the peripheral, and SystemEventText contains the AgentInstrument that was returned to service.	11

Special Values

This table shows the values used to define sizes and limits, indicate special IDs, and unspecified data elements.

Table 192: Special Values

Constant	Description	Value
MAX_NUM_CTI_CLIENTS	The maximum number of CTI clients that can be in a message list.	16
MAX_NUM_PARTIES	The maximum number of conference call parties that can be in a message list.	16
MAX_NUM_DEVICES	The maximum number of call devices that can be in a message list.	16
MAX_NUM_CALLS	The maximum number of calls that can be in a message list.	16
MAX_NUM_SKILL_GROUPS	The maximum number of skill group fields that can be in a message list.	20
MAX_NUM_LINES	The maximum number of teletype line fields that can be in a message list.	10
NULL_CALL_ID	No call ID is supplied.	0xFFFFFFFF
NULL_PERIPHERAL_ID	No peripheral ID is supplied.	0xFFFFFFFF
NULL_SERVICE	No service is supplied.	0xFFFFFFFF
NULL_SKILL_GROUP	No skill group is supplied.	0xFFFFFFFF
NULL_CALLTYPE	Indicates that no CallType is supplied.	0xFFFF

Tag Values

This table shows the values used in the tag subfield of floating fields.

Table 193: Tag Values

Floating Field Tag	Using Messages	Value
CLIENT_ID_TAG	OPEN_REQ	1
CLIENT_PASSWORD_TAG	OPEN_REQ	2
CLIENT_SIGNATURE_TAG	OPEN_REQ, AGENT_STATE_EVENT	3

Floating Field Tag	Using Messages	Value
AGENT_EXTENSION_TAG	OPEN_REQ, OPEN_CONF, AGENT_STATE_EVENT	4
AGENT_ID_TAG	OPEN_REQ, OPEN_CONF, AGENT_STATE_EVENT, SET_AGENT_STATE_EVENT	5
AGENT_INSTRUMENT_TAG	OPEN_REQ, OPEN_CONF, AGENT_STATE_EVENT, QUERY_AGENT_STATE_REQ, SET_AGENT_STATE_REQ, MAKE_CALL_REQ	6
TEXT_TAG	SYSTEM_EVENT, CLIENT_EVENT_REPORT_REQ, AGENT_TASKS_END_EVENT	7
ANI_TAG	BEGIN_CALL_EVENT, CALL_ DATA_UPDATE_EVENT, CALL_ TRANSLATION_ROUTE_EVENT, SNAPSHOT_CALL_CONF	8
UUI_TAG	BEGIN_CALL_EVENT, CALL_DATA_UPDATE_EVENT, CALL_TRANSLATION_ROUTE_ EVENT, CONSULTATION_ CALL_REQ, MAKE_CALL_REQ, TRANSFER_CALL_REQ, SNAPSHOT_CALL_CONF	9
DNIS_TAG	BEGIN_CALL_EVENT, CALL_ DATA_UPDATE_EVENT, CALL_ TRANSLATION_ROUTE_ EVENT, SNAPSHOT_CALL_ CONF	10
DIALED_NUMBER_TAG	BEGIN_CALL_EVENT, CALL_DATA_UPDATE_EVENT, CALL_TRANSLATION_ROUTE_ EVENT, CONSULTATION_ CALL_REQ, MAKE_CALL_REQ, TRANSFER_CALL_REQ, SNAPSHOT_CALL_CONF	11

Floating Field Tag	Using Messages	Value
CED_TAG	BEGIN_CALL_EVENT, CALL_DATA_UPDATE_EVENT, CALL_TRANSLATION_ROUTE_EVENT, SNAPSHOT_CALL_CONF	12
CALL_VAR_1_TAG through CALL_VAR_10_TAG	BEGIN_CALL_EVENT, CALL_DATA_UPDATE_EVENT, CALL_TRANSLATION_ROUTE_EVENT, CONSULTATION_CALL_REQ, MAKE_CALL_REQ, TRANSFER_CALL_REQ, SNAPSHOT_CALL_CONF, SNAPSHOT_TASK_RESP, SNAPSHOT_TASK_EVENT	13-22
CTI_CLIENT_SIGNATURE_TAG	BEGIN_CALL_EVENT, CALL_DATA_UPDATE_EVENT, SNAPSHOT_CALL_CONF	23
CTI_CLIENT_TIMESTAMP_TAG	BEGIN_CALL_EVENT, CALL_DATA_UPDATE_EVENT, SNAPSHOT_CALL_CONF	24
CONNECTION_DEVID_TAG	Any CALL EVENT message, most CLIENT CONTROL messages.	25
ALERTING_DEVID_TAG	CALL_DELIVERED_EVENT	26
CALLING_DEVID_TAG	CALL_DELIVERED_EVENT, CALL_ESTABLISHED_EVENT, CALL_ORIGINATED_EVENT, CALL_SERVICE_INITIATED_EVENT, CALL_QUEUED_EVENT, SET_DEVICE_ATTRIBUTES_REQ	27
CALLED_DEVID_TAG	CALL_DELIVERED_EVENT, CALL_ESTABLISHED_EVENT, CALL_ORIGINATED_EVENT, CALL_QUEUED_EVENT,	28
LAST_REDIRECT_DEVID_TAG	CALL_DELIVERED_EVENT, CALL_ESTABLISHED_EVENT, CALL_QUEUED_EVENT	29
ANSWERING_DEVID_TAG	CALL_ESTABLISHED_EVENT	30
HOLDING_DEVID_TAG	CALL_HELD_EVENT	31
RETRIEVING_DEVID_TAG	CALL_RETRIEVED_EVENT	32

Floating Field Tag	Using Messages	Value
RELEASING_DEVID_TAG	CALL_CONNECTION_CLEARED_EVENT	33
FAILING_DEVID_TAG	CALL_FAILED_EVENT	34
PRIMARY_DEVID_TAG	CALL_CONFERENCED_EVENT, CALL_TRANSFERRED_EVENT	35
SECONDARY_DEVID_TAG	CALL_CONFERENCED_EVENT, CALL_TRANSFERRED_EVENT	36
CONTROLLER_DEVID_TAG	CALL_CONFERENCED_EVENT	37
ADDED_PARTY_DEVID_TAG	CALL_CONFERENCED_EVENT	38
PARTY_CALLID_TAG	CALL_CONFERENCED_EVENT, CALL_TRANSFERRED_EVENT, CONFERENCE_CALL_CONF, TRANSFER_CALL_CONF	39
PARTY_DEVID_TYPE_TAG	CALL_CONFERENCED_EVENT, CALL_TRANSFERRED_EVENT, CONFERENCE_CALL_CONF, TRANSFER_CALL_CONF	40
PARTY_DEVID_TAG	CALL_CONFERENCED_EVENT, CALL_TRANSFERRED_EVENT, CONFERENCE_CALL_CONF, TRANSFER_CALL_CONF	41
TRANSFERRING_DEVID_TAG	CALL_TRANSFERRED_EVENT	42
TRANSFERRED_DEVID_TAG	CALL_TRANSFERRED_EVENT	43
DIVERTING_DEVID_TAG	CALL_DIVERTED_EVENT	44
QUEUE_DEVID_TAG	CALL_QUEUED_EVENT	45
CALL_WRAPUP_DATA_TAG	BEGIN_CALL_EVENT, CALL_DATA_UPDATE_EVENT, SET_CALL_DATA_REQ, CONSULTATION_CALL_REQ, MAKE_CALL_REQ, TRANSFER_CALL_REQ, SNAPSHOT_CALL_CONF	46
NEW_CONNECTION_DEVID_TAG	CALL_DATA_UPDATE_EVENT, CONFERENCE_CALL_CONF, CONSULTATION_CALL_CONF, MAKE_CALL_CONF, TRANSFER_CALL_CONF	47

Floating Field Tag	Using Messages	Value
TRUNK_USED_DEVID_TAG	CALL_REACHED_NETWORK_EVENT	48
AGENT_PASSWORD_TAG	SET_AGENT_STATE_REQ	49
ACTIVE_CONN_DEVID_TAG	ALTERNATE_CALL_REQ, CONFERENCE_CALL_REQ, CONSULTATION_CALL_REQ, RECONNECT_CALL_REQ, TRANSFER_CALL_REQ	50
FACILITY_CODE_TAG	CONSULTATION_CALL_REQ, MAKE_CALL_REQ, TRANSFER_CALL_REQ	51
OTHER_CONN_DEVID_TAG	ALTERNATE_CALL_REQ	52
HELD_CONN_DEVID_TAG	CONFERENCE_CALL_REQ, RECONNECT_CALL_REQ, RETRIEVE_CALL_REQ, TRANSFER_CALL_REQ	53
(reserved)		54-55
CALL_CONN_CALLID_TAG	SNAPSHOT_CALL_CONF, SNAPSHOT_DEVICE_CONF	56
CALL_CONN_DEVID_TYPE_TAG	SNAPSHOT_CALL_CONF, SNAPSHOT_DEVICE_CONF	57
CALL_CONN_DEVID_TAG	SNAPSHOT_CALL_CONF, SNAPSHOT_DEVICE_CONF	58
CALL_DEVID_TYPE_TAG	SNAPSHOT_CALL_CONF	59
CALL_DEVID_TAG	SNAPSHOT_CALL_CONF	60
CALL_DEV_CONN_STATE_TAG	SNAPSHOT_CALL_CONF	61
SKILL_GROUP_NUMBER_TAG	CALL_QUEUED_EVENT, CALL_DEQUEUED_EVENT, QUERY_AGENT_STATE_CONF	62
SKILL_GROUP_ID_TAG	CALL_QUEUED_EVENT, CALL_DEQUEUED_EVENT, QUERY_AGENT_STATE_CONF	63
SKILL_GROUP_PRIORITY_TAG	CALL_QUEUED_EVENT, CALL_DEQUEUED_EVENT, QUERY_AGENT_STATE_CONF	64
SKILL_GROUP_STATE_TAG	QUERY_AGENT_STATE_CONF	65

Floating Field Tag	Using Messages	Value
OBJECT_NAME_TAG	CLIENT_EVENT_REPORT	66
DTMF_STRING_TAG	SEND_DTMF_SIGNAL_REQ	67
POSITION_ID_TAG	SET_AGENT_STATE_REQ	68
SUPERVISOR_ID_TAG	SET_AGENT_STATE_REQ	69
LINE_HANDLE_TAG	QUERY_DEVICE_INFO_CONF	70
LINE_TYPE_TAG	QUERY_DEVICE_INFO_CONF	71
ROUTER_CALL_KEY_DAY_TAG	BEGIN_CALL_EVENT, CALL_DATA_UPDATE_EVENT, CALL_TRANSLATION_ROUTE_EVENT, SNAPSHOT_CALL_CONF	72
ROUTER_CALL_KEY_CALLID_TAG	BEGIN_CALL_EVENT, CALL_DATA_UPDATE_EVENT, CALL_TRANSLATION_ROUTE_EVENT, SNAPSHOT_CALL_CONF	73
ROUTER_CALL_KEY_SEQUENCE_NUM_TAG	AGENT_LEGACY_PRE_CALL_EVENT, BEGIN_CALL_EVENT, CALL_DATA_UPDATE_EVENT, CALL_TRANSLATION_ROUTE_EVENT, AGENT_PRE_CALL_EVENT, AGENT_PRE_CALL_ABORT_EVENT	110
(reserved)		74
CALL_STATE_TAG	SNAPSHOT_DEVICE_CONF	75
MONITORED_DEVID_TAG	MONITOR_START_REQ	76
AUTHORIZATION_CODE_TAG	CONFERENCE_CALL_REQ, CONSULTATION_CALL_REQ, MAKE_CALL_REQ, MAKE_PREDICTIVE_CALL_REQ, TRANSFER_CALL_REQ	77
ACCOUNT_CODE_TAG	CONFERENCE_CALL_REQ, CONSULTATION_CALL_REQ, MAKE_CALL_REQ, MAKE_PREDICTIVE_CALL_REQ, TRANSFER_CALL_REQ	78
ORIGINATING_DEVID_TAG	MAKE_PREDICTIVE_CALL_REQ	79
ORIGINATING_LINE_ID_TAG	MAKE_PREDICTIVE_CALL_REQ	80

Floating Field Tag	Using Messages	Value
CLIENT_ADDRESS_TAG	CLIENT_SESSION_OPENED_EVENT, CLIENT_SESSION_CLOSED_EVENT	81
NAMED_VARIABLE_TAG	BEGIN_CALL_EVENT, CALL_DATA_UPDATE_EVENT, AGENT_PRE_CALL_EVENT, CALL_TRANSLATION_ROUTE_EVENT, SET_CALL_DATA_REQ, CONFERENCE_CALL_REQ, CONSULTATION_CALL_REQ, MAKE_CALL_REQ, MAKE_PREDICTIVE_CALL_REQ, TRANSFER_CALL_REQ, SNAPSHOT_CALL_CONF, REGISTER_VARIABLES_REQ, SNAPSHOT_TASK_RESP, SNAPSHOT_TASK_EVENT	82
NAMED_ARRAY_TAG	BEGIN_CALL_EVENT, CALL_DATA_UPDATE_EVENT, AGENT_PRE_CALL_EVENT, CALL_TRANSLATION_ROUTE_EVENT, SET_CALL_DATA_REQ, CONFERENCE_CALL_REQ, CONSULTATION_CALL_REQ, MAKE_CALL_REQ, MAKE_PREDICTIVE_CALL_REQ, TRANSFER_CALL_REQ, SNAPSHOT_CALL_CONF, REGISTER_VARIABLES_REQ, SNAPSHOT_TASK_RESP, SNAPSHOT_TASK_EVENT	83
CALL_CONTROL_TABLE_TAG	MAKE_CALL_REQ, MAKE_PREDICTIVE_CALL_REQ,	84
SUPERVISOR_INSTRUMENT_TAG	SUPERVISE_CALL_REQ	85
ATC_AGENT_ID_TAG	AGENT_TEAM_CONFIG_EVENT	86
AGENT_FLAGS_TAG	AGENT_TEAM_CONFIG_EVENT	87
ATC_AGENT_STATE_TAG	AGENT_TEAM_CONFIG_EVENT	88
ATC_STATE_DURATION_TAG	AGENT_TEAM_CONFIG_EVENT	89
AGENT_CONNECTION_DEVID_TAG	SUPERVISE_CALL_REQ	90

Floating Field Tag	Using Messages	Value
SUPERVISOR_CONNECTION_DEVID_TAG	SUPERVISE_CALL_REQ,	91
LIST_TEAM_ID_TAG	LIST_AGENT_TEAM_CONF	92
DEFAULT_DEVICE_PORT_ADDRESS_TAG	AGENT_DESK_SETTINGS_CONF	93
SERVICE_NAME_TAG	REGISTER_SERVICE_REQ	94
CUSTOMER_PHONE_NUMBER_TAG	SET_CALL_DATA_REQ, CALL_DATA_UPDATE_EVENT	95
CUSTOMER_ACCOUNT_NUMBER_TAG	SET_CALL_DATA_REQ, CALL_DATA_UPDATE_EVENT	96
APP_PATH_ID_TAG	OPEN_REQ	97
SCRIPT_SELECTOR_TAG	SNAPSHOT_TASK_RESP, SNAPSHOT_TASK_EVENT	99
APPLICATION_STRING1_TAG	SNAPSHOT_TASK_RESP, SNAPSHOT_TASK_EVENT	100
APPLICATION_STRING2_TAG	SNAPSHOT_TASK_RESP, SNAPSHOT_TASK_EVENT	101
REQUIRED_CALL_KEY_SEQUENCE_NUM_TAG	AGENT_LEGACY_PRE_CALL_EVENT, BEGIN_CALL_EVENT, CALL_DATA_UPDATE_EVENT, CALL_TRANSLATION_ROUTE_EVENT, AGENT_PRE_CALL_EVENT, AGENT_PRE_CALL_ABORT_EVENT	110
TRUNK_NUMBER_TAG	CALL_DELIVERED_EVENT, CALL_ESTABLISHED_EVENT, CALL_REACHED_NETWORK_EVENT	121
TRUNK_GROUP_NUMBER_TAG	CALL_DELIVERED_EVENT, CALL_ESTABLISHED_EVENT, CALL_REACHED_NETWORK_EVENT	122
EXT_AGENT_STATE_TAG	AGENT_STATE_EVENT	123
DEQUEUE_TYPE_TAG	CALL_DEQUEUED_EVENT	124
SENDING_ADDRESS_TAG	RTP_STARTED_EVENT, RTP_STOPPED_EVENT	125
SENDING_PORT_TAG	RTP_STARTED_EVENT RTP_STOPPED_EVENT	126

Floating Field Tag	Using Messages	Value
Unused		127-128
MAX_QUEUED_TAG	CONFIG_SERVICE_EVENT, CONFIG_DEVICE_EVENT	129
QUEUE_ID_TAG	QUEUE_UPDATED_EVENT	130
CUSTOMER_ID_TAG	CONFIG_REQUEST_EVENT	131
SERVICE_SKILL_TARGET_ID_TAG	CONFIG_SERVICE_EVENT	132
PERIPHERAL_NAME_TAG	CONFIG_SERVICE_EVENT, CONFIG_SKILL_GROUP_EVENT, CONFIG_AGENT_EVENT, CONFIG_DIALED_NUMBER_EVENT	133
DESCRIPTION_TAG	CONFIG_SERVICE_EVENT, CONFIG_SKILL_GROUP_EVENT, CONFIG_AGENT_EVENT, CONFIG_DIALED_NUMBER_EVENT CONFIG_MRD_EVENT	134
SERVICE_MEMBER_ID_TAG	CONFIG_SKILL_GROUP_EVENT	135
SERVICE_MEMBER_PRIORITY_TAG	CONFIG_SKILL_GROUP_EVENT	136
FIRST_NAME_TAG	CONFIG_AGENT_EVENT	137
LAST_NAME_TAG	CONFIG_AGENT_EVENT	138
SKILL_GROUP_TAG	CONFIG_AGENT_EVENT	139
AGENT_SKILL_TARGET_ID_TAG	CONFIG_AGENT_EVENT	141
SERVICE_TAG	CONFIG_DIALED_NUMBER_EVENT	142
Reserved		143-149
DURATION_TAG	AGENT_STATE_EVENT	150
Reserved		151-172
EXTENSION_TAG	CONFIG_SKILL_GROUP_EVENT, CONFIG_SERVICE_EVENT, CONFIG_AGENT_EVENT, CONFIG_MRD_EVENT	173

Floating Field Tag	Using Messages	Value
SERVICE_LEVEL_THRESHOLD_TAG	CONFIG_SERVICE_EVENT	174
SERVICE_LEVEL_TYPE_TAG	CONFIG_SERVICE_EVENT	175
CONFIG_PARAM_TAG	CONFIG_SKILL_GROUP_EVENT, CONFIG_SERVICE_EVENT	176
SERVICE_CONFIG_KEY_TAG	CONFIG_KEY_EVENT, CONFIG_BEGIN_EVENT	177
SKILL_GROUP_CONFIG_KEY_TAG	CONFIG_KEY_EVENT, CONFIG_BEGIN_EVENT	178
AGENT_CONFIG_KEY_TAG	CONFIG_KEY_EVENT, CONFIG_BEGIN_EVENT	179
DEVICE_CONFIG_KEY_TAG	CONFIG_KEY_EVENT, CONFIG_BEGIN_EVENT	180
Unused		181-182
RECORD_TYPE_TAG	CONFIG_AGENT_EVENT, CONFIG_DEVICE_EVENT, CONFIG_SERVICE_EVENT, CONFIG_SKILL_GROUP_EVENT	183
PERIPHERAL_NUMBER_TAG	CONFIG_AGENT_EVENT, CONFIG_DEVICE_EVENT, CONFIG_SERVICE_EVENT, CONFIG_SKILL_GROUP_EVENT	184
AGENT_SKILL_TARGET_ID_TAG	CONFIG_AGENT_EVENT	185
NUM_SERVICE_MEMBERS_TAG	CONFIG_SERVICE_EVENT	186
SERVICE_MEMBER_TAG	CONFIG_SERVICE_EVENT	187
SERVICE_PRIORITY_TAG	CONFIG_SERVICE_EVENT	188
AGENT_TYPE_TAG	CONFIG_AGENT_EVENT	189
LOGIN_ID_TAG	CONFIG_AGENT_EVENT	190
NUM_SKILLS_TAG	CONFIG_AGENT_EVENT	191
SKILL_GROUP_SKILL_TARGET_ID_TAG	CONFIG_SKILL_GROUP_EVENT	192
SERVICE_ID_TAG	CONFIG_DEVICE_EVENT	193

Floating Field Tag	Using Messages	Value
AGENT_ID_LONG_TAG	OPEN_REQ, OPEN_REQ, OPEN_REQ_CONF, AGENT_STATE_EVENT, RTP_STARTED_EVENT, RTP_STOPPED_EVENT, SUPERVISE_CALL_REQ, EMERGENCY_CALL_EVENT, USER_MESSAGE_REQ, SET_AGENT_STATE_REQ, SET_AGENT_STATE_CONF, QUERY_AGENT_STATE_REQ, QUERY_AGENT_STATE_CONF, AGENT_UPDATED_EVENT	194
DEVICE_TYPE_TAG	CONFIG_DEVICE_EVENT	195
Unused		196-197
ENABLE_TAG	ROUTE_REGISTER_EVENT	198
DEVICEID_TAG	ROUTE_REQUEST_EVENT	199
TIMEOUT_TAG	ROUTE_REQUEST_EVENT	200
CURRENT_ROUTE_TAG	ROUTE_REQUEST_EVENT	201
SECONDARY_ CONNECTION_CALL_ID	CALL_DELIVERED_EVENT	202
PRIORITY_QUEUE_ NUMBER_TAG	CALL_QUEUED_EVENT	203
TEAM_NAME_TAG	TEAM_CONFIG_EVENT	204
MEMBER_TYPE_TAG	TEAM_CONFIG_EVENT	205
EVENT_DEVICE_ID_TAG	SYSTEM_EVENT	206
LOGIN_NAME_TAG (V11)	CONFIG_AGENT_EVENT	207
PERIPHERAL_ID_TAG (V11)	CONFIG_AGENT_EVENT, CONFIG_SERVICE_EVENT, CONFIG_SKILL_GROUP_EVENT, CONFIG_DEVICE_EVENT	208
CALL_TYPE_KEY_ CONFIG_TAG (V11)	CONFIG_KEY_EVENT	209
CALL_TYPE_ID_TAG (V11)	AGENT_PRE_CALL_EVENT, CONFIG_CALL_TYPE_EVENT, SET_APP_DATA	210

Floating Field Tag	Using Messages	Value
CUSTOMER_DEFINITION_ID_TAG (V11)	CONFIG_CALL_TYPE_EVENT	211
ENTERPRISE_NAME_TAG (V11)	CONFIG_CALL_TYPE_EVENT CONFIG_MRD_EVENT	212
OLD_PERIPHERAL_NUMBER_TAG	CONFIG_SKILL_GROUP_EVENT, CONFIG_CALL_TYPE_EVENT	213
CUR_LOGIN_ID	CONFIG_AGENT_EVENT	214
ANI_II_TAG	BEGIN_CALL_EVENT, CALL_TRANSLATION_ROUTE_EVENT, CALL_DATA_UPDATE, CALL_DELIVERED_EVENT, AGENT_PRE_CALL_EVENT, SET_CALL_DATA_REQ, SNAPSHOT_CALL_REQ, ROUTE_REQUEST_EVENT	215
MR_DOMAIN_ID_TAG	CONFIG_SKILL_GROUP_EVENT, CONFIG_SERVICE_EVENT CONFIG_MRD_EVENT	216
CTIOS_CIL_CLIENT_ID_TAG	SET_CALL_DATA_REQ, ALTERNATE_CALL_REQ, ANSWER_CALL_REQ, CLEAR_CALL_REQ, CLEAR_CONNECTION_REQ, DEFLECT_CALL_REQ, HOLD_CALL_REQ, RECONNECT_CALL_REQ, RETRIEVE_CALL_REQ, SEND_DTMF_SIGNAL_REQ, CHANGE_MONITOR_MASK_REQ, USER_MESSAGE_REQ, SESSION_MONITOR_START_REQ, SESSION_MONITOR_STOP_REQ, MONITOR_AGENT_TEAM_START_REQ, MONITOR_AGENT_TEAM_STOP_REQ, FAILURE_CONF, CONTROL_FAILURE_CONF	217
SILENT_MONITOR_STATUS_TAG	SNAPSHOT_DEVICE_CONF	218
REQUESTING_DEVICE_ID_TAG	CALL_CLEAR_CONNECTION_REQ	219

Floating Field Tag	Using Messages	Value
REQUESTING_DEVICE_ID_TYPE_TAG	CALL_CLEAR_CONNECTION_REQ	220
PRE_CALL_INVOKE_ID_TAG	AGENT_PRE_CALL_EVENT, SET_APP_DATA	221
ENTERPRISE_QUEUE_TIME		222
CALL_REFERENCE_ID_TAG	BEGIN_CALL_EVENT, CALL_DATA_UPDATE_EVENT, CALL_TERMINATION_EVNT, SNAPSHOT_CALL_CONF	223
MULTI_LINE_AGENT_CONTROL_TAG	OPEN_CONF	224
NETWORK_CONTROLLED_TAG	ROUTE_SELECT_EVENT	225
Used		226-227
NUM_PERIPHERALS_TAG	OPEN_CONF	228
COC_CONNECTION_CALL_ID_TAG	CALL_SERVICE_INITIATED_EVENT, ROUTE_REQUEST_EVENT, SNAPSHOT_CALL_CONF	229
COC_CONNECTION_DEVICE_ID_TYPE_TAG	CALL_SERVICE_INITIATED_EVENT, ROUTE_REQUEST_EVENT, SNAPSHOT_CALL_CONF	230
COC_CONNECTION_DEVICE_ID_TAG	CALL_SERVICE_INITIATED_EVENT, ROUTE_REQUEST_EVENT, SNAPSHOT_CALL_CONF	231
CALL_ORIGINATED_FROM_TAG	SET_CALL_DATA_REQ	232
SET_APPDATA_CALLID_TAG		233
CLIENT_SHARE_KEY_TAG		234
AGENT_TEAM_NAME_TAG	AGENT_TEAM_CONFIG_EVENT	243
DIRECTION_TAG	AGENT_STATE_EVENT	244
OPTIONS_TAG	ROUTE_REQUEST_EVENT (internal use only for ACMI PIM)	245

Floating Field Tag	Using Messages	Value
FLT_MRD_ID_TAG	CONFIG_MEDIA_ROUTING_DOMAIN_EVENT (Internal Cisco Use Only)	246
MEDIA_CLASS_ID_TAG	CONFIG_MEDIA_ROUTING_DOMAIN_EVENT and CONFIG_MEDIA_CLASS_EVENT (Internal Cisco Use Only)	247
TASK_LIFE_TAG	CONFIG_MEDIA_ROUTING_DOMAIN_EVENT and CONFIG_MEDIA_CLASS_EVENT (Internal Cisco Use Only)	248
TASK_START_TIMEOUT_TAG	CONFIG_MEDIA_ROUTING_DOMAIN_EVENT and CONFIG_MEDIA_CLASS_EVENT (Internal Cisco Use Only)	249
MAX_TASK_DURATION_TAG	CONFIG_MEDIA_ROUTING_DOMAIN_EVENT and CONFIG_MEDIA_CLASS_EVENT (Internal Cisco Use Only) CONFIG_MRD_EVENT	250
INTERRUPTIBLE_TAG	CONFIG_MEDIA_ROUTING_DOMAIN_EVENT (Internal Cisco Use Only) CONFIG_MRD_EVENT	251
MAX_CALLS_IN_QUEUE_TAG	CONFIG_MEDIA_ROUTING_DOMAIN_EVENT (Internal Cisco Use Only)	252
MAX_CALLS_IN_QUEUE_PER_CALL_TIME_TAG	CONFIG_MEDIA_ROUTING_DOMAIN_EVENT (Internal Cisco Use Only)	253
MAX_TIME_IN_QUEUE_TAG	CONFIG_MEDIA_ROUTING_DOMAIN_EVENT (Internal Cisco Use Only)	254
INTERNAL_AGENT_STATE_TAG	QUERY_AGENT_STATE_CONF (internal use only for CCX)	255
Unused		256
SSO_ENABLED_TAG	CONFIG_AGENT_EVENT, SET_AGENT_STATE_REQ	257
FLT_TASK_ID_TAG	AGENT_TASKS_RESP, AGENT_TASKS_EVENT	258
FLT_ICM_DISP_TAG	MEDIA_LOGOUT_IND	259

Floating Field Tag	Using Messages	Value
FLT_APP_DISP_TAG	MEDIA_LOGOUT_IND	260
NUM_MRDS_TAG	CONFIG_AGENT_EVENT, DESKTOP_CONNECTED_IND	261
FLT_AGENT_MRD_ID_TAG	CONFIG_AGENT_EVENT, DESKTOP_CONNECTED_IND	262
FLT_AGENT_MRD_STATE_TAG	CONFIG_AGENT_EVENT	263
FLT_PRECISION_QUEUE_ID_TAG	CONFIG_SKILL_GROUP_EVENT	264
FLT_PRECISION_QUEUE_NAME_TAG	CONFIG_SKILL_GROUP_EVENT	265
MAX_BEYOND_TASK_LIMIT_TAG	AGENT_STATE_EVENT, QUERY_AGENT_STATE_CONF, MEDIA_LOGIN_REQ, AGENT_INIT_REQ	266
AGENT_DESK_SETTINGS_ID_TAG	CONFIG_AGENT_EVENT	267
XFER_IN_WHILE_LOGGED_OUT_TAG	OFFER_APPLICATION_TASK_REQ START_APPLICATION_TASK_REQ	268
PERIPHERAL_CONFIG_KEY_TAG	CONFIG_KEY_EVENT	269
AGENT_DESK_SETTINGS_CONFIG_KEY_TAG	CONFIG_AGENT_EVENT	270
CONFIG_PERIPHERAL_ID_TAG	CONFIG_PERIPHERAL_EVENT	271
DEFAULT_AGENT_DESK_SETTINGS_ID_TAG	CONFIG_PERIPHERAL_EVENT	272
FLT_DESK_SETTINGS_MASK_TAG	CONFIG_AGENT_DESK_SETTINGS_EVENT	273
HT_WRAP_UP_DATA_INCOMING_MODE_TAG	CONFIG_AGENT_DESK_SETTINGS_EVENT	274
HT_WRAP_UP_DATA_OUTGOING_MODE_TAG	CONFIG_AGENT_DESK_SETTINGS_EVENT	275
FLT_LOGOUT_NON_ACTIVITY_TIME_TAG	CONFIG_AGENT_DESK_SETTINGS_EVENT	276
FLT_QUALITY_RECORDING_RATE_TAG	CONFIG_AGENT_DESK_SETTINGS_EVENT	277
FLT_RING_NO_ANSWER_TIME_TAG	CONFIG_AGENT_DESK_SETTINGS_EVENT	278
HT_SILENT_MONITOR_WARNING_MESSAGE_TAG	CONFIG_AGENT_DESK_SETTINGS_EVENT	279
HT_SILENT_MONITOR_AUDIBLE_NOTIFICATION_TAG	CONFIG_AGENT_DESK_SETTINGS_EVENT	280
HT_SUPERVISOR_ASSIST_CALL_METHOD_TAG	CONFIG_AGENT_DESK_SETTINGS_EVENT	281
FLT_EMERGENCY_CALL_METHOD_TAG	CONFIG_AGENT_DESK_SETTINGS_EVENT	282

Floating Field Tag	Using Messages	Value
HT_AUTO_RECORD_CN_EMERGENCY_TAG	CONFIG_AGENT_DESK_SETTINGS_EVENT	283
FLT_RECORDING_MODE_TAG	CONFIG_AGENT_DESK_SETTINGS_EVENT	284
FLT_WORK_MODE_TIMER_TAG	CONFIG_AGENT_DESK_SETTINGS_EVENT	285
FLT_RING_NO_ANSWER_DN_ID_TAG	CONFIG_AGENT_DESK_SETTINGS_EVENT	286
HT_DEFAULT_DEVICE_PORT_ADDRESS_TAG	CONFIG_AGENT_DESK_SETTINGS_EVENT	287
DESKTOP_CONNECTED_FLAG_TAG	AGENT_TASKS_REQUEST_EVENT	288
PLAY_TONE_DIRECTION_TAG	START_NETWORK_RECORDING_REQ	289
INVOCATION_TYPE_TAG	START_NETWORK_RECORDING_REQ, STOP_NETWORK_RECORDING_REQ	290
RECORDER_ADDRESS_TAG	NETWORK_RECORDING_TARGET_NO_EVENT	291
TERMINAL_NAME_TAG	NETWORK_RECORDING_TARGET_NO_EVENT	292
MEDIA_FORKING_DEVICE_NAME_TAG	NETWORK_RECORDING_TARGET_NO_EVENT	293
PROTOCOL_REFERENCE_GUID_TAG	NETWORK_RECORDING_TARGET_NO_EVENT AGENT_PRE_CALL_EVENT	294
MEDIA_FORKING_CLUSTER_ID_TAG	NETWORK_RECORDING_TARGET_NO_EVENT	295
RECORDER_URI_TAG	NETWORK_RECORDING_TARGET_NO_EVENT	296
RECORDER_ERROR_MSG_TAG	NETWORK_RECORDING_TARGET_NO_EVENT	297
RECORDER_TYPE_TAG	NETWORK_RECORDING_TARGET_NO_EVENT	298
RECORDER_STATUS_TAG	NETWORK_RECORDING_TARGET_NO_EVENT	299
RECORDING_DEVICE_ID_TAG	NETWORK_RECORDING_STARTED_EVENT, NETWORK_RECORDING_ENDED_EVENT, NETWORK_RECORDING_FAILED_EVENT, NETWORK_RECORDING_TARGET_NO_EVENT	300
FLT_TERM_TYPE	CONFIG_TERMINAL_EVENT	302
FLT_TERM_DEVICE_NAME	CONFIG_TERMINAL_EVENT, CONFIG_AGENT_EVENT, SET_AGENT_STATE_REQ, AGENT_STATE_EVENT	303
FLT__TERM_TYPE_NAME	CONFIG_TERMINAL_EVENT	304
FLT_NUM_INSTRUMENTS	CONFIG_TERMINAL_EVENT	305
ACD_SHARED_LINE_USAGE	AGENT_DESK_SETTINGS_CONF CONFIG_AGENT_DESK_SETTINGS_EVENT	306

Floating Field Tag	Using Messages	Value
PLAY_ZIP_TONE	AGENT_DESK_SETTINGS_CONF CONFIG_AGENT_DESK_SETTINGS_EVENT	307
FLT_ENABLED_SERVICES	CONFIG_AGENT_SERVICE_EVENT SET_AGENT_SERVICE_DATA_REQ	309
NUM_OF_ENABLED_SERVICES	CONFIG_AGENT_SERVICE_EVENT SET_AGENT_SERVICE_DATA_REQ	310
CCAI_CONFIG_ID	AGENT_PRE_CALL_EVENT	311
NUM_POSITIVE_ANSWERS_SUGGESTIONS	SET_AGENT_SERVICE_DATA_REQ	312
NUM_NEGATIVE_ANSWERS_SUGGESTIONS	SET_AGENT_SERVICE_DATA_REQ	313

AgentState Values

This table shows the agent state values that may appear in the QUERY_AGENT_STATE_CONF messages.

Table 194: AgentState Values

State Name	Description	Value
AGENT_STATE_LOGIN	The agent has logged on to the ACD. It does not necessarily indicate that the agent is ready to accept calls.	0
AGENT_STATE_LOGOUT	The agent has logged out of the ACD and cannot accept any additional calls.	1
AGENT_STATE_NOT_READY	The agent is unavailable for any call work.	2
AGENT_STATE_AVAILABLE	The agent is ready to accept a call.	3
AGENT_STATE_TALKING	The agent is currently talking on a call (inbound, outbound, or inside).	4
AGENT_STATE_WORK_NOT_READY	The agent is performing after call work, but will not be ready to receive a call when completed.	5
AGENT_STATE_WORK_READY	The agent is performing after call work, and will be ready to receive a call when completed.	6

State Name	Description	Value
AGENT_STATE_BUSY_OTHER	The agent is busy performing a task associated with another active SkillGroup.	7
AGENT_STATE_RESERVED	The agent is reserved for a call that will arrive at the ACD shortly.	8
AGENT_STATE_UNKNOWN	The agent state is currently unknown.	9
AGENT_STATE_HOLD	The agent currently has all calls on hold.	10
AGENT_STATE_ACTIVE	The agent state is currently active.	11
AGENT_STATE_PAUSED	The agent state is currently paused.	12
AGENT_STATE_INTERRUPTED	The agent state is currently interrupted.	13
AGENT_STATE_NOT_ACTIVE	The agent state is currently not active.	14

PGStatusCode Values

This table shows the PGStatusCode values that may be included in the SYSTEM_EVENT message.

Table 195: PGStatusCode Values

PGStatus	Description	Mask Value
PGS_OPC_DOWN	Communication lost between the CTI Server and the PG's Open Peripheral Controller (OPC) process. No call or agent state event messages can be sent due to this condition.	0x00000001
PGS_CC_DOWN	Communication lost between the PG and the Unified CCE Central Controller. Primarily affects translation routing and post-routing, other call and agent event messages can still be sent.	0x00000002
PGS_PERIPHERAL_OFFLINE	One or more of the peripherals monitored by the PG are offline.	0x00000004

PGStatus	Description	Mask Value
PGS_CTI_SERVER_OFFLINE	Loss of communication between the CTI Server and the CTI Client. This status code is not reported by a software layer between the CTI Server and the client application.	0x00000008
PGS_LIMITED_FUNCTION	This status code may be reported by a software layer between the CTI Server and the client application when PGS_CTI_SERVER_OFFLINE is true to indicate that limited local call control is possible.	0x00000010

PeripheralType Values

This table shows the PeripheralType values that may be included in the Client Events service messages.

Table 196: PeripheralType Values

Peripheral Type	Description	Value
PT_NONE	Not Applicable	0xffff
PT_ASPECT	Aspect Call Center ACD	1
PT_MERIDIAN	Northern Telecom Meridian ACD	2
PT_G2	Lucent G2	3
PT_DEFINITY_ECS_NON_EAS	Lucent DEFINITY ECS (without Expert Agent Selection)	4
PT_DEFINITY_ECS_EAS	Lucent DEFINITY ECS (with Expert Agent Selection)	5
PT_GALAXY	Obsolete	6
PT_SPECTRUM	Obsolete	7
PT_VRU	VRU (event type interface)	8
PT_VRU_POLLED	VRU (polled type interface)	9
PT_DMS100	Obsolete	10
PT_SIEMENS_9006	Siemens Hicom ACD (9006)	11
PT_SIEMENS_9005	Siemens 9751 CBX Release 9005 (Rolm 9005)	12

Peripheral Type	Description	Value
PT_ALCATEL	Alcatel 4400 ACD	13
PT_NEC_NEAX_2x00	Obsolete	14
PT_ACP_1000	Ericsson ACP1000	15
PT_SYMPOSIUM	Avaya Aura	16
PT_ENTERPRISE_AGENT	Unified CCE Manager	17
PT_MD110	Ericsson MD-110	18
PT_MEDIA_ROUTING	Media Routing	19
PT_GENERIC	Generic	20
PT_ACMI_CRS	A Gateway PG over Unified CCX	21
PT_ACMI_IPCC	A Gateway PG over Unified CCE or Unified CCX	22
PT_SIMPLIFIED_IPCC	A system using the System PG	23
PT_ARS	A system using the ARS PG	24
PT_ACMI_ERS	A system using the ERS PG	25
PT_ACMI_EXPERT_ADVISOR	Obsolete	26
{reserved}		27

LocalConnectionState Values

This table shows the LocalConnectionState values.

Table 197: LocalConnectionState values

LocalConnectionState	Description	Value
LCS_NONE	Not applicable	0xffff
LCS_NULL	No relationship between call and device.	0
LCS_INITIATE	Device requesting service (“dialing”).	1
LCS_ALERTING	Device is alerting (“ringing”).	2
LCS_CONNECT	Device is actively participating in the call.	3

LocalConnectionState	Description	Value
LCS_HOLD	Device is inactively participating in the call.	4
LCS_QUEUED	Device is stalled attempting to connect to a call, or a call is stalled attempting to connect to a device.	5
LCS_FAIL	A device-to-call or call-to-device connection attempt has been aborted.	6

EventCause Values

These tables show the EventCause values.

Table 198: EventCause Values

EventCause	Value
CEC_NONE	0xffff
CEC_ACTIVE_MONITOR	1
CEC_ALTERNATE	2
CEC_BUSY	3
CEC_CALL_BACK	4
CEC_CALL_CANCELLED	5
CEC_CALL_FORWARD_ALWAYS	6
CEC_CALL_FORWARD_BUSY	7
CEC_CALL_FORWARD_NO_ANSWER	8
CEC_CALL_FORWARD	9
CEC_CALL_NOT_ANSWERED	10
CEC_CALL_PICKUP	11
CEC_CAMP_ON	12
CEC_DEST_NOT_OBTAINABLE	13
CEC_DO_NOT_DISTURB	14
CEC_INCOMPATIBLE_DESTINATION	15

EventCause	Value
CEC_INVALID_ACCOUNT_CODE	16
CEC_KEY_CONFERENCE	17
CEC_LOCKOUT	18
CEC_MAINTENANCE	19
CEC_NETWORK_CONGESTION	20
CEC_NETWORK_NOT_OBTAINABLE	21
CEC_NEW_CALL	22
CEC_NO_AVAILABLE_AGENTS	23
CEC_OVERRIDE	24
CEC_PARK	25
CEC_OVERFLOW	26
CEC_RECALL	27
CEC_REDIRECTED	28
CEC_REORDER_TONE	29
CEC_RESOURCES_NOT_AVAILABLE	30
CEC_SILENT_MONITOR	31
CEC_TRANSFER	32
CEC_TRUNKS_BUSY	33
CEC_VOICE_UNIT_INITIATOR	34
CEC_TIME_OUT	35
CEC_NEW_CALL_INTERFLOW	36
CEC_SIMULATION_INIT_REQUEST	37
CEC_SIMULATION_RESET_REQUEST	38
CEC_CTI_LINK_DOWN	39
CEC_PERIPHERAL_RESET_REQUEST	40
CEC_MD110_CONFERENCE_TRANSFER	41
CEC_REMAINS_IN_Q	42
CEC_SUPERVISOR_ASSIST	43

EventCause	Value
CEC_EMERGENCY_CALL	44
CEC_SUPERVISOR_CLEAR	45
CEC_SUPERVISOR_MONITOR	46
CEC_SUPERVISOR_WHISPER	47
CEC_SUPERVISOR_BARGE_IN	48
CEC_SUPERVISOR_INTERCEPT	49
CEC_CALL_PARTY_UPDATE_IND	50
CEC_CONSULT	51
CEC_NIC_CALL_CLEAR	52

Extended Call Cleared Event Causes

EventCause	Value
CECX_ABAND_NETWORK	1001
CECX_ABAND_LOCAL_QUEUE	1002
CECX_ABAND_RING	1003
CECX_ABAND_DELAY	1004
CECX_ABAND_INTERFLOW	1005
CECX_ABAND_AGENT_TERMINAL	1006
CECX_SHORT	1007
CECX_BUSY	1008
CECX_FORCED_BUSY	1009
CECX_DROP_NO_ANSWER	1010
CECX_DROP_BUSY	1011
CECX_DROP_REORDER	1012
CECX_DROP_HANDLED_PRIMARY_ROUTE	1013
CECX_DROP_HANDLED_OTHER	1014
CECX_REDIRECTED	1015
CECX_CUT_THROUGH	1016
CECX_INTRAFLOW	1017

EventCause	Value
CECX_INTERFLOW	1018
CECX_RING_NO_ANSWER	1019
CECX_INTERCEPT_REORDER	1020
CECX_INTERCEPT_DENIAL	1021
CECX_TIME_OUT	1022
CECX_VOICE_ENERGY	1023
CECX_NONCLASSIFIED_ENERGY_DETECT	1024
CECX_NO_CUT_THROUGH	1025
CECX_UABORT	1026
CECX_FAILED_SOFTWARE	1027
CECX_BLIND_TRANSFER	1028
CECX_ANNOUNCED_TRANSFER	1029
CECX_CONFERENCED	1030
CECX_DUPLICATE_TRANSFER	1031
CECX_UNMONITORED_DEVICE	1032
CECX_ANSWERING_MACHINE	1033
CECX_NETWORK_BLIND_TRANSFER	1034
CECX_TASK_ABANDONED_IN_ROUTER	1035
CECX_TASK_ABANDONED_BEFORE_OFFERED	1036
CECX_TASK_ABANDONED_WHILE_OFFERED	1037
CECX_NORMAL_END_TASK	1038
CECX_CANT_OBTAIN_TASK_ID	1039
CECX_AGENT_LOGGED_OUT_DURING_TASK	1040
CECX_MAX_TASK_LIFETIME_EXCEEDED	1041
CECX_APPLICATION_PATH_WENT_DOWN	1042
CECX_ICM_ROUTING_COMPLETE	1043
CECX_ICM_ROUTING_DISABLED	1044
CECX_APPL_INVALID_MRD_ID	1045

EventCause	Value
CECX_APPL_INVALID_DIALOGUE_ID	1056
CECX_APPL_DUPLICATE_DIALOGUE_ID	1047
CECX_APPL_INVALID_INVOKE_ID	1048
CECX_APPL_INVALID_SCRIPT_SELECTOR	1049
CECX_APPL_TERMINATE_DIALOGUE	1050
CECX_TASK_ENDED_DURING_APP_INIT	1051
CECX_CALLED_PARTY_DISCONNECTED	1052
CECX_PARTIAL_CALL	1053
CECX_DROP_NETWORK_CONSULT	1054
CECX_NETWORK_CONSULT_TRANSFER	1055
CECX_NETWORK_CONFERENCE	1056
CECX_ABAND_NETWORK_CONSULT	1057

DeviceIDType Values

This table shows the DeviceIDType values.

Table 199: DeviceIDType Values

Device ID Type	Description	Value
DEVID_NONE	No device ID is provided.	0xffff
DEVID_DEVICE_IDENTIFIER	The provided device ID identifies a peripheral teletset (extension).	0
DEVID_TRUNK_IDENTIFIER	The provided device ID identifies a peripheral Trunk.	70
DEVID_TRUNK_GROUP_IDENTIFIER	The provided device ID identifies a peripheral Trunk Group.	71
DEVID_IP_PHONE_MAC_IDENTIFIER	The provided device ID identifies the MAC address of an IP phone (Unified CCX ONLY).	72
DEVID_CTI_PORT	The provided device ID identifies a CTI PORT (Unified CCX ONLY).	73

DEVID_ROUTE_POINT	The provided device ID identifies a ROUTE POINT.	74
DEVID_EXTERNAL	The provided device ID is an ANI number or some other external identifier.	75
DEVID_AGENT_DEVICE	The provided device ID is the ID of an AGENT Device (phone).	76
DEVID_QUEUE	The provided device ID is the ID of a QUEUE.	77
DEVID_NON_ACD_DEVICE_IDENTIFIER	The provided device ID identifies a peripheral telset (extension) that is classified as being a non-ACD extension.	78
DEVID_SHARED_DEVICE_IDENTIFIER	The provided device ID identifies a peripheral telset (extension) that is classified as being a shared line (0 or more telsets share this extension).	79

CallType Values

This table shows the CallType values.

Table 200: CallType Values

CallType	Description	Value
CALLTYPE_ACD_IN	Inbound ACD call. In Unified CCE, it indicates that this is a post route request.	1
CALLTYPE_PREROUTE_ACD_IN	Translation routed inbound ACD call.	2
CALLTYPE_PREROUTE_DIRECT_AGENT	Translation routed call to a specific agent.	3
CALLTYPE_TRANSFER_IN	Transferred inbound call.	4
CALLTYPE_OVERFLOW_IN	Overflowed inbound call.	5
CALLTYPE_OTHER_IN	Inbound call.	6
CALLTYPE_AUTO_OUT	Automatic out call.	7
CALLTYPE_AGENT_OUT	Agent out call.	8

CallType	Description	Value
CALLTYPE_OUT	Outbound call.	9
CALLTYPE_AGENT_INSIDE	Agent inside call.	10
CALLTYPE_OFFERED	Blind transferred call.	11
CALLTYPE_CONSULT	Consult call.	12
CALLTYPE_CONSULT_OFFERED	Announced transferred call.	13
CALLTYPE_CONSULT_CONFERENCE	Conferenced consult call.	14
CALLTYPE_CONFERENCE	Conference call.	15
CALLTYPE_UNMONITORED	Inside or outbound call for which no call events will be received.	16
CALLTYPE_PREVIEW	Automatic out call in which the agent is given the option to proceed to dial a contact.	17
CALLTYPE_RESERVATION	Call made to reserve an agent for some other function.	18
CALLTYPE_ASSIST	Call to supervisor for assistance.	19
CALLTYPE_EMERGENCY	Emergency call.	20
CALLTYPE_SUPERVISOR_MONITOR	Supervisor silently monitoring call.	21
CALLTYPE_SUPERVISOR_WHISPER	Supervisor monitoring call, agent can hear supervisor.	22
CALLTYPE_SUPERVISOR_BARGEIN	Supervisor conferenced into call.	23
CALLTYPE_SUPERVISOR_INTERCEPT	Supervisor replaces agent on call.	24
CALLTYPE_TASK_ROUTED_BY_ICM	Task routed by Unified CCE	25
CALLTYPE_TASK_ROUTED_BY_APPLICATION	Task routed by application	26
CALLTYPE_NON_ACD	Agent call that is a non-ACD routed call.	27
RESERVATION_PREVIEW	Call type for Outbound Option Reservation calls for Preview mode.	27

CallType	Description	Value
RESERVATION_PREVIEW_DIRECT	Call type for Outbound Option Reservation calls for Direct Preview mode.	28
RESERVATION_PREDICTIVE	Call type for Outbound Option Reservation calls for Predictive mode and Progressive mode.	29
RESERVATION_CALLBACK	Call type for Outbound Option Reservation calls for Callback calls.	30
RESERVATION_PERSONAL_CALLBACK	Call type for Outbound Option Reservation calls for Personal Callback calls.	31
CUSTOMER_PREVIEW	Call type for Outbound Option Customer calls for Preview mode.	32
CUSTOMER_PREVIEW_DIRECT	Call type for Outbound Option Customer calls for Direct Preview	33
CUSTOMER_PREDICTIVE	Call type for Outbound Option Customer calls for Predictive mode and Progressive mode for agent based campaigns.	34
CUSTOMER_CALLBACK	Call type for Outbound Option Customer calls for callback calls.	35
CUSTOMER_PERSONAL	Call type for Outbound Option Customer calls for personal callback calls.	36
CUSTOMER_IVR	Call type for Outbound Option Customer calls for Transfer to IVR campaigns.	37
CALLTYPE_NON_ACD	Agent call that is a non-ACD call.	38
CALLTYPE_PLAY_AGENT_GREETING	An agent greeting route request.	39
CALLTYPE_RECORD_AGENT_GREETING	Record agent greeting call initiated by AGENT_GREETING_CONTROL_REQ.	40
CALLTYPE_VOICE_CALL_BACK	Voice callback using the Agent Request API.	41

ConnectionDeviceIDType Values

This table shows the possible ConnectionDeviceIDType values.

Table 201: ConnectionDeviceIDType Values

ConnectionDevice IDType	Description	Value
CONNECTION_ID_NONE	No ConnectionDeviceID is provided.	0xffff
CONNECTION_ID_STATIC	The ConnectionDeviceID value is stable over time (between calls).	0
CONNECTION_ID_DYNAMIC	The ConnectionDeviceID value is dynamic and may change between calls.	1

LineType Values

This table shows the possible LineType values.

Table 202: LineType Values

LineType	Description	Value
LINETYPE_INBOUND_ACD	Line used for inbound ACD calls.	0
LINETYPE_OUTBOUND_ACD	Line used for outbound ACD calls.	1
LINETYPE_INSIDE	Line used for inside calls.	2
LINETYPE_UNKNOWN	Line used for any purpose.	3
LINETYPE_SUPERVISOR	Line used for supervisor calls.	4
LINETYPE_MESSAGE	Line used for voice messages.	5
LINETYPE_HELP	Line used for assistance.	6
LINETYPE_OUTBOUND	Line used for outbound non-ACD calls.	7
LINETYPE_DID	Line used for direct inward dialed calls.	8
LINETYPE_SILENT_MONITOR	Line used for silent monitor.	9
LINETYPE_NON_ACD_IN	Line used for inbound non-ACD calls.	10

LINETYPE_NON_ACD_OUT	Line used for outbound non-ACD calls.	11
----------------------	---------------------------------------	----

ControlFailureCode Values

This table shows the possible ControlFailureCode values.

Table 203: ControlFailureCode Values

FailureCode	Description	Value
CF_GENERIC_UNSPECIFIED	An error has occurred that is not one of the following error types.	0
CF_GENERIC_OPERATION	An operation error occurred (no specific details available).	1
CF_REQUEST_INCOMPATIBLE_WITH_OBJECT	The request is not compatible with the object.	2
CF_VALUE_OUT_OF_RANGE	The parameter has a value that is not in the range defined for the server.	3
CF_OBJECT_NOT_KNOWN	The parameter has a value that is not known to the server.	4
CF_INVALID_CALLING_DEVICE	The calling device is invalid.	5
CF_INVALID_CALLED_DEVICE	The called device is invalid	6
CF_INVALID_FORWARDING_DESTINATION	The forwarding destination device is invalid.	7
CF_PRIVILEGE_VIOLATION_ON_SPECIFIED_DEVICE	The specified device is not authorized for the service.	8
CF_PRIVILEGE_VIOLATION_ON_CALLED_DEVICE	The called device is not authorized for the service.	9
CF_PRIVILEGE_VIOLATION_ON_CALLING_DEVICE	The calling device is not authorized for the service.	10
CF_INVALID_CSTA_CALL_IDENTIFIER	The call identifier is invalid.	11
CF_INVALID_CSTA_DEVICE_IDENTIFIER	The device identifier is invalid.	12

FailureCode	Description	Value
CF_INVALID_CSTA_CONNECTION_IDENTIFIER	The connection identifier is invalid.	13
CF_INVALID_DESTINATION	The request specified a destination that is invalid.	14
CF_INVALID_FEATURE	The request specified a feature that is invalid.	15
CF_INVALID_ALLOCATION_STATE	The request specified an allocation state that is invalid.	16
CF_INVALID_CROSS_REF_ID	The request specified a cross-reference ID that is not in use at this time.	17
CF_INVALID_OBJECT_TYPE	The request specified an invalid object type.	18
CF_SECURITY_VIOLATION	Security error (no specific details available).	19
CF_GENERIC_STATE_INCOMPATIBILITY	The request is not compatible with the condition of a related device.	21
CF_INVALID_OBJECT_STATE	The object is in the incorrect state for the request.	22
CF_INVALID_CONNECTION_ID_FOR_ACTIVE_CALL	The active connection ID in the request is invalid.	23
CF_NO_ACTIVE_CALL	There is no active call for the request.	24
CF_NO_HELD_CALL	There is no held call for the request.	25
CF_NO_CALL_TO_CLEAR	There is no call associated with the given connection ID.	26
CF_NO_CONNECTION_TO_CLEAR	There is no call connection for the given connection ID.	27
CF_NO_CALL_TO_ANSWER	There is no alerting call to be answered.	28
CF_NO_CALL_TO_COMPLETE	There is no active call to be completed.	29
CF_GENERIC_SYSTEM_RESOURCE_AVAILABILITY	The request failed due to lack of system resources (no specific details available).	31

FailureCode	Description	Value
CF_SERVICE_BUSY	The service is temporarily unavailable.	32
CF_RESOURCE_BUSY	An internal resource is busy.	33
CF_RESOURCE_OUT_OF_SERVICE	The service requires a resource that is out of service.	34
CF_NETWORK_BUSY	The server sub-domain is busy.	35
CF_NETWORK_OUT_OF_SERVICE	The server sub-domain is out of service.	36
CF_OVERALL_MONITOR_LIMIT_EXCEEDED	The request would exceed the server's overall resource limits.	37
CF_CONFERENCE_MEMBER_LIMIT_EXCEEDED	The request would exceed the server's limit on the number of conference members.	38
CF_GENERIC_SUBSCRIBED_RESOURCE_AVAILABILITY	The request failed due to lack of purchased or contracted resources (no specific details available).	41
CF_OBJECT_MONITOR_LIMIT_EXCEEDED	The request would exceed the server's specific resource limits.	42
CF_EXTERNAL_TRUNK_LIMIT_EXCEEDED	The request would exceed the limit of external trunks.	43
CF_OUTSTANDING_REQUEST_LIMIT_EXCEEDED	The request would exceed the limit of outstanding requests.	44
CF_GENERIC_PERFORMANCE_MANAGEMENT	The request failed as a performance management mechanism (no specific details available).	51
CF_PERFORMANCE_LIMIT_EXCEEDED	The request failed because a performance management limit was exceeded.	52
CF_SEQUENCE_NUMBER_VIOLATED	The server has detected an error in the sequence number of the operation.	61
CF_TIME_STAMP_VIOLATED	The server has detected an error in the time stamp of the operation.	62
CF_PAC_VIOLATED	The server has detected an error in the PAC of the operation.	63
CF_SEAL_VIOLATED	The server has detected an error in the Seal of the operation.	64

ControlFailureCode Values

FailureCode	Description	Value
CF_GENERIC_UNSPECIFIED_REJECTION	The request has been rejected (no specific details available).	70
CF_GENERIC_OPERATION_REJECTION	The requested operation has been rejected (no specific details available).	71
CF_DUPLICATE_INVOCATION_REJECTION	The request duplicated another request for the same service.	72
CF_UNRECOGNIZED_OPERATION_REJECTION	The request specified an unrecognized operation.	73
CF_MISTYPED_ARGUMENT_REJECTION	The request contained a parameter of the wrong type for the requested operation.	74
CF_RESOURCE_LIMITATION_REJECTION	The request would have exceeded a resource limitation.	75
CF_ACS_HANDLE_TERMINATION_REJECTION	The request specified an ACS handle that is no longer in use.	76
CF_SERVICE_TERMINATION_REJECTION	The request failed because the required service has been terminated.	77
CF_REQUEST_TIMEOUT_REJECTION	The request failed because a timeout limit was exceeded.	78
CF_REQUESTS_ON_DEVICE_EXCEEDED_REJECTION	The request would have exceeded the limits of the device.	79

Extended Control Failure Codes

FailureCode	Description	Value
CF_INVALID_AGENT_ID_SPECIFIED	The request specified an invalid AgentID.	256
CF_INVALID_PASSWORD_SPECIFIED	The request specified an invalid agent password.	257
CF_INVALID_AGENT_ID_OR_PASSWORD_SPECIFIED	The request specified an invalid AgentID and/or invalid agent password.	258
CF_SPECIFIED_AGENT_ALREADY_SIGNED_ON	The request failed because the specified agent is already logged in.	259

FailureCode	Description	Value
CF_INVALID_LOGON_DEVICE_SPECIFIED	The request specified an invalid logon device.	260
CF_INVALID_ANSWERING_DEVICE_SPECIFIED	The request specified an invalid answering device.	261
CF_INVALID_SKILL_GROUP_SPECIFIED	The request specified an invalid agent skill group.	262
CF_INVALID_CLASS_OF_SERVICE_SPECIFIED	The request specified an invalid class of service.	263
CF_INVALID_TEAM_SPECIFIED	The request specified an invalid team.	264
CF_INVALID_AGENT_WORKMODE	The request specified an invalid agent work mode.	265
CF_INVALID_AGENT_REASON_CODE	The request specified an invalid agent reason code.	266
CF_ADJUNCT_SWITCH_COMM_ERROR	A communication error occurred on the datalink between the Unified CCE and the ACD.	267
CF_AGENT_NOT_PARTY_ON_CALL	The specified agent is not a party on the indicated call.	268
CF_INTERNAL_PROCESSING_ERROR	An internal error occurred in the ACD while processing the request.	269
CF_TAKE_CALL_CONTROL_REJECTION	The ACD refused an Unified CCE request to take control of a call.	270
CF_TAKE_DOMAIN_CONTROL_REJECTION	The ACD refused an Unified CCE request to take control of a domain.	271
CF_REQUESTED_SERVICE_NOT_REGISTERED	The Unified CCE is not registered on the ACD for the requested service.	272
CF_INVALID_CONSULT_TYPE	The consult type is invalid.	273
CF_ANSMAP_OR_ADPARAM_FIELD_NOT_VALID	The Ansmmap or Asparam field are not valid.	274
CF_INVALID_CALL_CONTROL_TABLE_SPECIFIED	The call control table is invalid.	275
CF_INVALID_DIGITS_RNATIMEOUT_AMSDELAY_OR_COUNTRY		276

FailureCode	Description	Value
CF_ANSWER_DETECT_PORT_UNAVAILABLE		277
CF_VIRTUAL_AGENT_UNAVAILABLE		278
CF_TAKEBACK_N_XFER_ROUTE_END		279
CF_WRAPUP_DATA_REQUIRED		280
CF_REASON_CODE_REQUIRED		281
CF_INVALID_TRUNK_ID_SPECIFIED		282
CF_SPECIFIED_EXTENSION_ALREADY_IN_USE		283
CF_ARBITRARY_CONF_OR_XFER_NOT_SUPPORTED		284
CF_NETWORK_TRANSFER_OR_CONSULT		285
CF_NETWORK_TRANSFER_OR_CONSULT_FAILED		286
CF_DEVICE_RESTRICTED		287
CF_LINE_RESTRICTED		288
CF_AGENT_ACCOUNT_LOCKED_OUT		289
CF_DROP_ANY_PARTY_NOT_ENABLED_CTI		290
CF_MAXIMUM_LINE_LIMIT_EXCEEDED		291
CF_SHARED_LINES_NOT_SUPPORTED		292
CF_EXTENSION_NOT_UNIQUE		293
CF_UNKNOWN_INTERFACE_CTRLR_ID	The Interface Controller ID is unknown.	1001
CF_INVALID_INTERFACE_CTRLR_TYPE	The Interface Controller type is invalid.	1002

FailureCode	Description	Value
CF_SOFTWARE_REV_NO_SUPPORTED	The current software revision is not supported.	1003
CF_UNKNOWN_PID	The PeripheralID is unknown.	1004
CF_INVALID_TABLE_SPECIFIED	An invalid table was specified.	1005
CF_PD_SERVICE_INACTIVE	The peripheral data service is not active.	1006
CF_UNKNOWN_ROUTING_CLIENT_ID	The RoutingClientID is unknown.	1007
CF_RC_SERVICE_INACTIVATE	The routing client service is not active.	1008
CF_INVALID_DIALED_NUMBER	The dialed number is invalid.	1009
CF_INVALID_PARAMETER	A parameter in the request is invalid.	1010
CF_UNKNOWN_ROUTING_PROBLEM	An unspecified error occurred during routing.	1011
CF_UNSUPPORTED_PD_MESSAGE_REVISION	The requested peripheral data service protocol version is not supported.	1012
CF_UNSUPPORTED_RC_MESSAGE_REVISION	The requested routing client service protocol version is not supported.	1013
CF_UNSUPPORTED_IC_MESSAGE_REVISION	The requested interface controller service protocol version is not supported.	1014
CF_RC_SERVICE_INACTIVATE_PIM	The peripheral interface is not active.	1015
CF_AGENT_GREETING_CONTROL_REQ_FAILURE	This error occurs if AGENT_GREETING_CONTROL_REQ request fails. Notes: All detailed errors are defined as Peripheral Error Codes.	1016

AllocationState Values

This table shows the AllocationState values.

Table 204: AllocationState Values

AllocationState	Description	Value
ALLOC_CALL_DELIVERED	Connect call to originating device when call is delivered (alerting).	0
ALLOC_CALL_ESTABLISHED	Connect call to originating device when call is established (answered).	1

ForwardType Values

This table shows the ForwardType values.

Table 205: ForwardType Values

ForwardType	Description	Value
FWT_IMMEDIATE	Forward all calls.	0
FWT_BUSY	Forward only when busy.	1
FWT_NO_ANS	Forward after no answer.	2
FWT_BUSY_INT	Forward on busy for internal calls.	3
FWT_BUSY_EXT	Forward on busy for external calls.	4
FWT_NO_ANS_INT	Forward after no answer for internal calls.	5
FWT_NO_ANS_EXT	Forward after no answer for external calls.	6

TypeOfDevice Values

This table shows the TypeOfDevice values.

Table 206: TypeOfDevice Values

TypeOfDevice	Description	Value
DEVT_STATION	A traditional telephone device, consisting of one or more buttons and one or more lines.	0
DEVT_LINE	A communications interface to one or more stations.	1

TypeOfDevice	Description	Value
DEVT_BUTTON	An instance of a call manipulation point at an individual station.	2
DEVT_ACD	A mechanism that distributes calls.	3
DEVT_TRUNK	A device used to access other switching domains.	4
DEVT_OPERATOR	A device that interacts with a call party to assist in call setup or provide other telecommunications service.	5
DEVT_STATION_GROUP	Two or more stations used interchangeably or addressed identically.	16
DEVT_LINE_GROUP	A set of communications interfaces to one or more stations.	17
DEVT_BUTTON_GROUP	Two or more instances of a call manipulation point at an individual station.	18
DEVT_ACD_GROUP	A call distributor device as well as the devices to which it distributes calls.	19
DEVT_TRUNK_GROUP	A set of trunks providing connectivity to the same place. Individual trunks within the group may be used interchangeably.	20
DEVT_OPERATOR_GROUP	Two or more operator devices used interchangeably or addressed identically.	21
DEVT_CTI_PORT_SCCP	A CTI port on a Unified CM device.	22
DEVT_CTI_PORT_SIP	A CTI port on a SIP device.	23
DEVT_OTHER	A device that does not fall into any of the preceding categories.	255

ClassOfDevice Values

This table shows the ClassOfDevice values.

Table 207: ClassOfDevice Values

ClassOfDevice	Description	Value
DEVC_OTHER	A class of device not covered by the following image, data, or voice classes.	10x
DEVC_IMAGE	A device that is used to make digital data calls involving imaging or high speed circuit switched data in general.	20x
DEVC_DATA	A device that is used to make digital data calls (both circuit switched and packet switched).	40x
DEVC_VOICE	A device that is used to make audio calls.	80x

CallPlacementType Values

This table shows the CallPlacementType values.

Table 208: CallPlacementType Values

CallPlacementType	Description	Value
CPT_UNSPECIFIED	Use default call placement.	0
CPT_LINE_CALL	An inside line call.	1
CPT_OUTBOUND	An outbound call.	2
CPT_OUTBOUND_NO_ACCESS_CODE	An outbound call that will not require an access code.	3
CPT_DIRECT_POSITION	A call placed directly to a specific position.	4
CPT_DIRECT_AGENT	A call placed directly to a specific agent.	5
CPT_SUPERVISOR_ASSIST	A call placed to a supervisor for call handling assistance.	6

CallMannerType Values

This table shows the CallMannerType values.

Table 209: CallMannerType Values

CallMannerType	Description	Value
CMT_UNSPECIFIED	Use default call manner.	0
CMT_POLITE	Attempt the call only if the originating device is idle.	1
CMT_BELLIGERENT	This CallManner type is only used with the MAKE_CALL_REQUEST. When an agent in Available state places an outbound call, the Unified CCE system forcibly changes the agent's state to NotReady with the 50006 reason code. The system changes the agent's state back to Available after the call ends or if the call fails to connect. For more details on the reason code, see the the <i>Database Schema Handbook for Cisco Unified ICM/Contact Center Enterprise, Release 12.5(1)</i> at https://www.cisco.com/c/en/us/support/customer-collaboration/unified-contact-center-enterprise/products-technical-reference-list.html	2
CMT_SEMI_POLITE	Attempt the call only if the originating device is idle or is receiving dial tone.	3
CMT_RESERVED	Reserved	4

CallOption Values

This table shows the CallOption values.

Table 210: CallOption Values

CallOption	Description	Value
COPT_UNSPECIFIED	No call options specified, use defaults.	0
COPT_CALLING_AGENT_ONLINE	Attempt the call only if the calling agent is “online” (available to interact with the destination party).	1
COPT_CALLING_AGENT_RESERVED	Obsolete with DMS-100.	2

COPT_CALLING_AGENT_NOT_RESERVED	Obsolete with DMS-100.	3
COPT_CALLING_AGENT_BUZZ_BASE	Obsolete with DMS-100.	4
COPT_CALLING_AGENT_BEEP_HSET	Obsolete with DMS-100.	5
COPT_SERVICE_CIRCUIT_ON	Causes a call classifier to be applied to the call (ACM ECS).	6

ConsultType Values

This table shows the ConsultType values.

Table 211: ConsultType Values

ConsultType	Description	Value
CT_UNSPECIFIED	Default (consult call).	0
CT_TRANSFER	Consult call prior to transfer.	1
CT_CONFERENCE	Consult call prior to conference.	2

FacilityType Values

This table shows the FacilityType values.

Table 212: FacilityType Values

FacilityType	Description	Value
FT_UNSPECIFIED	Use default facility type.	0
FT_TRUNK_GROUP	Facility is a trunk group.	1
FT_SKILL_GROUP	Facility is a skill group or split.	2

AnsweringMachine Values

This table shows the AnsweringMachine values.

Table 213: AnsweringMachine Values

AnsweringMachine	Description	Value
AM_UNSPECIFIED	Use default behavior.	0
AM_CONNECT	Connect call to agent when call is answered by an answering machine.	1
AM_DISCONNECT	Disconnect call when call is answered by an answering machine.	2
AM_NONE	Do not use answering machine detection.	3
AM_NONE_NO_MODEM	Do not use answering machine detection, but disconnect call if answered by a modem.	4
AM_CONNECT_NO_MODEM	Connect call when call is answered by an answering machine, disconnect call if answered by a modem.	5

AnswerDetectMode Values

This table shows the AnswerDetectMode values.

Table 214: AnswerDetectMode Values

AnswerDetectMode	Description	Value
ADM_UNSPECIFIED	Use default behavior.	0
ADM_VOICE_THRESHOLD	Report call answered by an answering machine when initial voice duration exceeds time threshold.	1
ADM_VOICE_END	Report call answered by an answering machine when initial voice segment ends.	2
ADM_VOICE_END_DELAY	Report call answered by an answering machine after a fixed delay following the end of the initial voice segment.	3

AnswerDetectMode	Description	Value
ADM_VOICE_AND_BEEP	Report call answered by an answering machine after a beep tone following the end of the initial voice segment (excluding beep tone without any preceding voice).	4
ADM_BEEP	Report call answered by an answering machine after a beep tone following the end of the initial voice segment (including beep tone without any preceding voice).	5

AgentWorkMode Values

This table shows the AgentWorkMode values.

Table 215: AgentWorkMode Values

AgentWorkMode	Description	Value
AWM_UNSPECIFIED	Use default behavior.	0
AWM_AUTO_IN	Agent automatically becomes available after handling a call.	1
AWM_MANUAL_IN	Agent must explicitly indicate availability after handling a call.	2
RA_CALL_BY_CALL	Remote agent Call by Call mode.	3
RA_NAILED_CONNECTION	Remote agent NailedUp mode.	4

DestinationCountry Values

This table shows the DestinationCountry values.

Table 216: DestinationCountry Values

DestinationCountry	Description	Value
DEST_UNSPECIFIED	Unspecified or unknown, use default behavior.	0
DEST_US_AND_CANADA	Call destination is in the United States or Canada.	1

CTI Service Masks

This table shows the CTIService masks.

Table 217: CTI Service Masks

MaskName	Description	Value
CTI_SERVICE_DEBUG	Causes all messages exchanged during the current session to be captured to a file for later analysis.	0x80000000
CTI_SERVICE_CLIENT_EVENTS	Client receives call and agent state change events associated with a specific ACD phone.	0x00000001
CTI_SERVICE_CALL_DATA_UPDATE	Client may modify call context data.	0x00000002
CTI_SERVICE_CLIENT_CONTROL	Client may control calls and agent states associated with a specific ACD phone.	0x00000004
CTI_SERVICE_CONNECTION_MONITOR	Establishment and termination of this session cause corresponding Unified CCE Alarm events to be generated.	0x00000008
CTI_SERVICE_ALL_EVENTS	Client receives all call and agent state change events (associated with any ACD phone).	0x00000010
CTI_SERVICE_PERIPHERAL_MONITOR	Client may dynamically add and remove devices and/or calls that it wishes to receive call and agent state events for.	0x00000020
CTI_SERVICE_CLIENT_MONITOR	Client receives notification when all other CTI client sessions are opened and closed, and may monitor the activity of other CTI client sessions.	0x00000040
CTI_SERVICE_SUPERVISOR	Client may request supervisor services.	0x00000080
CTI_SERVICE_SERVER	Client identify itself as server application.	0x00000100
CTI_SERVICE_AGENT_REPORTING	Client may reporting/routing ARM(Agent Reporting And Management) messages.	0x00000400

MaskName	Description	Value
CTI_SERVICE_ALL_TASK_EVENTS	Client receives all task events.	0x00000800
CTI_SERVICE_TASK_MONITOR	Client receives monitored task events.	0x00001000
CTI_AGENT_STATE_CONTROL_ONLY	Client can change agent state only. Call control is not allowed. If a client requests for CTI_SERVICE_CLIENT_CONTROL, the server may grant this flag to indicate that only agent state change is allowed.	0x00002000
Unused		0x00004000
CTI_DEVICE_STATE_CONTROL	The client/server wishes to register and get resource state change requests.	0x00008000
CTI_SERVICE_UPDATE_EVENTS	Requests that this client receive update notification events. (No data)	0x00080000
CTI_SERVICE_IGNORE_DUPLICATE_AGENT_EVENTS	Request to suppress duplicate agent state events.	0x00100000
CTI_SERVICE_IGNORE_CONF	Do not send confirmations for third party requests.	0x00200000
CTI_SERVICE_ACD_LINE_ONLY	Request that events for non-ACD lines not be sent. (Unified CCE only)	0x00400000

Disposition Code Values

This table shows the Disposition Code values.

Table 218: Disposition Code Values

Disposition Code	Meaning
1	Abandoned in Network
2	Abandoned in Local Queue
3	Abandoned Ring
4	Abandoned Delay
5	Abandoned Interflow

6	Abandoned Agent Terminal
7	Short
8	Busy
9	Forced Busy
10	Disconnect/drop no answer
11	Disconnect/drop busy
12	Disconnect/drop reorder
13	Disconnect/drop handled primary route
14	Disconnect/drop handled other
15	Redirected
16	Cut Through
17	Intraflow
18	Interflow
19	Ring No Answer
20	Intercept reorder
21	Intercept denial
22	Time Out
23	Voice Energy
24	Non-classified Energy Detected
25	No Cut Through
26	U-Abort
27	Failed Software
28	Blind Transfer
29	Announced Transfer
30	Conferenced
31	Duplicate Transfer
32	Unmonitored Device
33	Answering Machine
34	Network Blind Transfer

35	Task Abandoned in Router
36	Task Abandoned Before Offered
37	Task Abandoned While Offered
38	Normal End Task
39	Can't Obtain Task ID
40	Agent Logged Out During Task
41	Maximum Task Lifetime Exceeded
42	Application Path Went Down
43	Unified CCE Routing Complete
44	Unified CCE Routing Disabled
45	Application Invalid MRD ID
46	Application Invalid Dialogue ID
47	Application Duplicate Dialogue ID
48	Application Invalid Invoke ID
49	Application Invalid Script Selector
50	Application Terminate Dialogue
51	Task Ended During Application Init
52	Called Party Disconnected
53	Partial Call
54	Drop Network Consult
55	Network Consult Transfer
57	Abandon Network Consult
58	Router Requery Before Answer
59	Router Requery After Answer
60	Network Error
61	Network Error Before Answer
62	Network Error After Answer
63	Task Transfer
64	Application Disconnected

65	Task Transferred on Agent Logout
----	----------------------------------

Agent Service Request Masks

This table shows the Agent Service Request masks.

Table 219: Agent Service Request Masks

DestinationCountry	Description	Value
OUTBOUND_SUPPORT	The agent login can support outbound feature.	0x1

Silent Monitor Status Values

This table shows the Silent Monitor Status Values.

Table 220: Silent Monitor Status Values

DestinationCountry	Description	Value
SILENT_MONITOR_NONE	Normal call (non-silent monitor call).	0
SILENT_MONITOR_INITIATOR	Initiator of silent monitor call.	1
SILENT_MONITOR_TARGET	Monitor target of silent monitor call.	2

Agent Internal States Message Values

This table shows the Agent’s Internal States and their Message Values.

Table 221: Agent’s Internal States and their Status Values

State Name	Description	Value
AGENT_STATE_LOGIN	The agent has logged on to the ACD. It does not necessarily indicate that the agent is ready to accept calls.	0
AGENT_STATE_LOGOUT	The agent has logged out of the ACD and cannot accept any additional calls.	1

AGENT_STATE_NOT_READY	The agent is unavailable for any call work.	2
AGENT_STATE_AVAILABLE	The agent is ready to accept a call.	3
AGENT_STATE_TALKING	The agent is currently talking on a call (inbound, outbound, or inside).	4
AGENT_STATE_WORK_NOT_READY	The agent is performing after call work, but will not be ready to receive a call when completed.	5
AGENT_STATE_WORK_READY	The agent is performing after call work, but will be ready to receive a call when completed.	6
AGENT_STATE_BUSY_OTHER	The agent is busy performing a task associated with another active SkillGroup.	7
AGENT_STATE_ACTIVE	The agent state is currently active.	11

TaskState Values

This table shows the TaskState values that may appear in SNAPSHOT_TASK_RESP messages.

Table 222: TaskState Values

State Name	Description	Value
TASK_STATE_PRE_CALL	Pre Call Message has been sent to client.	0
TASK_STATE_ACTIVE	Task is actively being worked on; Start Task has been received for this task.	1
TASK_STATE_WRAPUP	Wrap up task has been received for this task.	2
TASK_STATE_PAUSED	Task is paused; Pause Task has been received for this task.	3
TASK_STATE_OFFERED	Offer Task has been received for this task.	4
ASK_STATE_INTERRUPTED	Task is interrupted; Agent Interrupt Accepted Ind is received.	5
TASK_STATE_NOT_READY	Not used.	6
TASK_STATE_LOGGED_OUT	Task is terminated.	7

In this chapter

This section lists the possible values for various status codes and fields that can appear in CTI Server messages. These values are defined in the CTILink.h file, located in the \icm\include directory.

Failure Indication Message Status Codes

This table shows the status codes that may be included in the FAILURE_CONF and FAILURE_EVENT messages.

Status Codes

Status Code	Description	Value
E_CTI_NO_ERROR	No error occurred.	0
E_CTI_INVALID_VERSION	The CTI Server does not support the protocol version number requested by the CTI client.	1
E_CTI_INVALID_MESSAGE_LENGTH	A message with an invalid message length field was received.	2
E_CTI_INVALID_FIELD_TAG	A message with an invalid floating field tag was received.	3
E_CTI_SESSION_NOT_OPEN	No session is currently open on the connection.	4
E_CTI_SESSION_ALREADY_OPEN	A session is already open on the connection.	5
E_CTI_REQUIRED_DATA_MISSING	The request did not include one or more floating items that are required.	6
E_CTI_INVALID_PERIPHERAL_ID	A message with an invalid PeripheralID value was received.	7
E_CTI_INVALID_AGENT_DATA	The provided agent data item(s) are invalid.	8
E_CTI_AGENT_NOT_LOGGED_ON	The indicated agent is not currently logged on.	9
E_CTI_DEVICE_IN_USE	The indicated agent teleset is already associated with a different CTI client.	10

Status Code	Description	Value
E_CTI_NEW_SESSION_OPENED	This session is being terminated due to a new session open request from the client.	11
E_CTI_FUNCTION_NOT_AVAILABLE	A request message was received for a function or service that was not granted to the client.	12
E_CTI_INVALID_CALLID	A request message was received with an invalid CallID value.	13
E_CTI_PROTECTED_VARIABLE	The CTI client may not update the requested variable.	14
E_CTI_CTI_SERVER_OFFLINE	The CTI Server is not able to function normally. The CTI client should close the session upon receipt of this error.	15
E_CTI_TIMEOUT	The CTI Server failed to respond to a request message within the time-out period, or no messages have been received from the CTI client within the IdleTimeout period.	16
E_CTI_UNSPECIFIED_FAILURE	An unspecified error occurred.	17
E_CTI_INVALID_TIMEOUT	The IdleTimeout field contains a value that is less than 20 seconds (4 times the minimum heartbeat interval of 5 seconds).	18
E_CTI_INVALID_SERVICE_MASK	The ServicesRequested field has unused bits set. All unused bit positions must be zero.	19
E_CTI_INVALID_CALL_MSG_MASK	The CallMsgMask field has unused bits set. All unused bit positions must be zero.	20
E_CTI_INVALID_AGENT_STATE_MASK	The AgentStateMask field has unused bits set. All unused bit positions must be zero.	21
E_CTI_INVALID_RESERVED_FIELD	A Reserved field has a non-zero value.	22
E_CTI_INVALID_FIELD_LENGTH	A floating field exceeds the allowable length for that field type.	23

Status Code	Description	Value
E_CTI_INVALID_DIGITS	A STRING field contains characters that are not digits (“0” through “9”).	24
E_CTI_BAD_MESSAGE_FORMAT	The message is improperly constructed. This may be caused by omitted or incorrectly sized fixed message fields.	25
E_CTI_INVALID_TAG_FOR_MSG_TYPE	A floating field tag is present that specifies a field that does not belong in this message type.	26
E_CTI_INVALID_DEVICE_ID_TYPE	A DeviceIDType field contains a value that is not in DeviceIDType Values, on page 352 .	27
E_CTI_INVALID_LCL_CONN_STATE	A LocalConnectionState field contains a value that is not in LocalConnectionState Values, on page 347 .	28
E_CTI_INVALID_EVENT_CAUSE	An EventCause field contains a value that is not in EventCause Values, on page 348 .	29
E_CTI_INVALID_NUM_PARTIES	The NumParties field contains a value that exceeds the maximum (16).	30
E_CTI_INVALID_SYS_EVENT_ID	The SystemEventID field contains a value that is not in SystemEventID Values, on page 326 .	31
E_CTI_INCONSISTENT_AGENT_DATA	The provided agent extension, agent id, and/or agent instrument values are inconsistent with each other.	32
E_CTI_INVALID_CONNECTION_ID_TYPE	A ConnectionDeviceIDType field contains a value that is not in ConnectionDeviceIDType Values, on page 356 .	33
E_CTI_INVALID_CALL_TYPE	The CallType field contains a value that is not in CallType Values, on page 353 .	34

Status Code	Description	Value
E_CTI_NOT_CALL_PARTY	A CallDataUpdate or Release Call request specified a call that the client is not a party to.	35
E_CTI_INVALID_PASSWORD	The ClientID and Client Password provided in an OPEN_REQ message is incorrect.	36
E_CTI_CLIENT_DISCONNECTED	The client TCP/IP connection was disconnected without a CLOSE_REQ.	37
E_CTI_INVALID_OBJECT_STATE	An invalid object state value was provided.	38
E_CTI_INVALID_NUM_SKILL_GROUPS	An invalid NumSkillGroups value was provided.	39
E_CTI_INVALID_NUM_LINES	An invalid NumLines value was provided.	40
E_CTI_INVALID_LINE_TYPE	An invalid LineType value was provided.	41
E_CTI_INVALID_ALLOCATION_STATE	An invalid AllocationState value was provided.	42
E_CTI_INVALID_ANSWERING_MACHINE	An invalid AnsweringMachine value was provided.	43
E_CTI_INVALID_CALL_MANNER_TYPE	An invalid CallMannerType value was provided.	44
E_CTI_INVALID_CALL_PLACEMENT_TYPE	An invalid CallPlacementType value was provided.	45
E_CTI_INVALID_CONSULT_TYPE	An invalid ConsultType value was provided.	46
E_CTI_INVALID_FACILITY_TYPE	An invalid FacilityType value was provided.	47
E_CTI_INVALID_MSG_TYPE_FOR_VERSION	The provided MessageType is invalid for the opened protocol version.	48
E_CTI_INVALID_TAG_FOR_VERSION	A floating field tag value is invalid for the opened protocol version.	49
E_CTI_INVALID_AGENT_WORK_MODE	An invalid AgentWorkMode value was provided.	50

Status Code	Description	Value
E_CTI_INVALID_CALL_OPTION	An invalid call option value was provided.	51
E_CTI_INVALID_DESTINATION_COUNTRY	An invalid destination country value was provided.	52
E_CTI_INVALID_ANSWER_DETECT_MODE	An invalid answer detect mode value was provided.	53
E_CTI_MUTUALLY_EXCLUS_DEVICEID_TYPES	A peripheral monitor request may not specify both a call and a device.	54
E_CTI_INVALID_MONITORID	An invalid monitorID value was provided.	55
E_CTI_SESSION_MONITOR_ALREADY_EXISTS	A requested session monitor was already created.	56
E_CTI_SESSION_MONITOR_IS_CLIENTS	A client may not monitor its own session.	57
E_CTI_INVALID_CALL_CONTROL_MASK	An invalid call control mask value was provided.	58
E_CTI_INVALID_FEATURE_MASK	An invalid feature mask value was provided.	59
E_CTI_INVALID_TRANSFER_CONFERENCE_SETUP_MASK	An invalid transfer conference setup mask value was provided.	60
E_CTI_INVALID_ARRAY_INDEX	An invalid named array index value was provided.	61
E_CTI_INVALID_CHARACTER	An invalid character value was provided.	62
E_CTI_CLIENT_NOT_FOUND	There is no open session with a matching ClientID.	63
E_CTI_SUPERVISOR_NOT_FOUND	The agent's supervisor is unknown or does not have an open CTI session.	64
E_CTI_TEAM_NOT_FOUND	The agent is not a member of an agent team.	65
E_CTI_NO_CALL_ACTIVE	The specified agent does not have an active call.	66
E_CTI_NAMED_VARIABLE_NOT_CONFIGURED	The specified named variable is not configured in the Unified CCE.	67

Status Code	Description	Value
E_CTI_NAMED_ARRAY_NOT_CONFIGURED	The specified named array is not configured in the Unified CCE.	68
E_CTI_INVALID_CALL_VARIABLE_MASK	The specified call variable mask is not valid.	69
E_CTI_ELEMENT_NOT_FOUND	An internal error occurred manipulating a named variable or named array element.	70
E_CTI_INVALID_DISTRIBUTION_TYPE	The specified distribution type is invalid.	71
E_CTI_INVALID_SKILL_GROUP	The specified skill group is invalid.	72
E_CTI_TOO_MUCH_DATA	The total combined size of named variables and named arrays may not exceed the limit of 2000 bytes.	73
E_CTI_VALUE_TOO_LONG	The value of the specified named variable or named array element exceeds the maximum permissible length.	74
E_CTI_SCALAR_FUNCTION_ON_ARRAY	A NamedArray was specified with a NamedVariable tag.	75
E_CTI_ARRAY_FUNCTION_ON_SCALAR	A NamedVariable was specified with a NamedArray tag.	76
E_CTI_INVALID_NUM_NAMED_VARIABLES	The value in the NumNamedVariables field is different than the number of NamedVariable floating fields in the message.	77
E_CTI_INVALID_NUM_NAMED_ARRAYS	The value in the NumNamedArrays field is different than the number of NamedArray floating fields in the message.	78
E_CTI_INVALID_RTP_DIRECTION	The RTP direction value is invalid.	79
E_CTI_INVALID_RTP_TYPE	The RTP type value is invalid.	80
E_CTI_CALLED_PARTY_DISPOSITION	The called party disposition is invalid.	81
E_CTI_INVALID_SUPERVISORY_ACTION	The supervisory action is invalid.	82

Status Code	Description	Value
E_CTI_AGENT_TEAM_MONITOR_ALREADY_EXISTS	The agent team monitor already exists.	83
E_CTI_INVALID_SERVICE	The ServiceNumber or ServiceID value is invalid.	84
E_CTI_SERVICE_CONFLICT	The ServiceNumber and ServiceID values given represent different services.	85
E_CTI_SKILL_GROUP_CONFLICT	The SkillGroupNumber/SkillGroupPriority and SkillGroupID values given represent different skill groups.	86
E_CTI_INVALID_DEVICE	The specified device is invalid.	87
E_CTI_INVALID_MR_DOMAIN	Media Routing Domain is invalid.	88
E_CTI_MONITOR_ALREADY_EXISTS	Monitor already exists.	89
E_CTI_MONITOR_TERMINATED	Monitor has terminated.	90
E_CTI_INVALID_TASK_MSG_MASK	The task msg mask is invalid.	91
E_CTI_SERVER_NOT_MASTER	The server is a standby server.	92
E_CTI_INVALID_CSD	The CSD Specified is invalid (Unified CCX Only).	93
E_CTI_JTAPI_CCM_PROBLEM	Indicates a JTAPI or Unified CM problem.	94
E_INVALID_CONFIG_MSG_MASK	Indicates a bad config mask in OPEN_REQ.	95
E_CTI_AUTO_CONFIG_RESET	Indicates a configuration change (Unified CCX only).	96
E_CTI_INVALID_MONITOR_STATUS	Indicates an invalid monitor.	97
E_CTI_INVALID_REQUEST_TYPE	Indicates an invalid request ID type.	98

Status Code	Description	Value
E_CTI_INVALID_CLIENT_FOR_STANDBY	Standby CTIServer returns this error code when: <ul style="list-style-type: none"> The clients with protocol version 23 or lesser connects. The clients without ServiceMask CII_SERVICE_ACTIVE_STANDBY (0x02000000) connects. 	107
E_CTI_INVALID_UNIQUE_INSTANCE_ID	This status code is returned as a failure response for the OPEN_REQ message when the UniqueInstanceID element is present in the message but its value is empty (0 length).	108
E_CTI_DUPLICATE_UNIQUE_INSTANCE_ID	This status code is returned as a failure response for the OPEN_REQ message when there is an existing Client Instance found with same UniqueInstanceID in the OPEN_REQ message.	109
E_CTI_SERVER_IN_MAINTENANCE_MODE	This status code is returned as a failure response for the OPEN_REQ message a client is trying to open a session with CTI Server when Maintenance Mode is in progress. The code is used to close the client session when the active CTI Server stops for Maintenance Mode.	110

SystemEventID Values

This table shows the SystemEventID values that may be included in the SYSTEM_EVENT messages.

Table 223: SystemEventID Values

SystemEventID	Description	Value
SYS_CENTRAL_CONTROLLER_ONLINE	The PG has resumed communication with the Unified CCE Central Controller.	1

SystemEventID	Description	Value
SYS_CENTRAL_CONTROLLER_OFFLINE	The PG is unable to communicate with the Unified CCE Central Controller.	2
SYS_PERIPHERAL_ONLINE	A peripheral monitored by the PG has gone online. SystemEventArg1 contains the PeripheralID of the peripheral.	3
SYS_PERIPHERAL_OFFLINE	A peripheral monitored by the PG has gone offline. SystemEventArg1 contains the PeripheralID of the peripheral.	4
SYS_TEXT_FYI	Broadcast of informational “text” floating field.	5
SYS_PERIPHERAL_GATEWAY_OFFLINE	The CTI Server is unable to communicate with the Unified CCE Peripheral Gateway.	6
SYS_CTI_SERVER_OFFLINE	The local software component is unable to communicate with the CTI Server.	7
SYS_CTI_SERVER_ONLINE	The local software component has resumed communication with the CTI Server.	8
SYS_HALF_HOUR_CHANGE	The Unified CCE Central Controller time has changed to a new half hour.	9
SYS_INSTRUMENT_OUT_OF_SERVICE	An Enterprise Agent device target has been removed from service. SystemEventArg1 contains the PeripheralID of the peripheral, and SystemEventText contains the AgentInstrument that was removed from service.	10
SYS_INSTRUMENT_BACK_IN_SERVICE	An Enterprise Agent device target has been returned to service. SystemEventArg1 contains the PeripheralID of the peripheral, and SystemEventText contains the AgentInstrument that was returned to service.	11

Special Values

This table shows the values used to define sizes and limits, indicate special IDs, and unspecified data elements.

Table 224: Special Values

Constant	Description	Value
MAX_NUM_CTI_CLIENTS	The maximum number of CTI clients that can be in a message list.	16
MAX_NUM_PARTIES	The maximum number of conference call parties that can be in a message list.	16
MAX_NUM_DEVICES	The maximum number of call devices that can be in a message list.	16
MAX_NUM_CALLS	The maximum number of calls that can be in a message list.	16
MAX_NUM_SKILL_GROUPS	The maximum number of skill group fields that can be in a message list.	20
MAX_NUM_LINES	The maximum number of teletype line fields that can be in a message list.	10
NULL_CALL_ID	No call ID is supplied.	0xFFFFFFFF
NULL_PERIPHERAL_ID	No peripheral ID is supplied.	0xFFFFFFFF
NULL_SERVICE	No service is supplied.	0xFFFFFFFF
NULL_SKILL_GROUP	No skill group is supplied.	0xFFFFFFFF
NULL_CALLTYPE	Indicates that no CallType is supplied.	0xFFFF

Tag Values

This table shows the values used in the tag subfield of floating fields.

Table 225: Tag Values

Floating Field Tag	Using Messages	Value
CLIENT_ID_TAG	OPEN_REQ	1

Floating Field Tag	Using Messages	Value
CLIENT_PASSWORD_TAG	OPEN_REQ	2
CLIENT_SIGNATURE_TAG	OPEN_REQ, AGENT_STATE_EVENT	3
AGENT_EXTENSION_TAG	OPEN_REQ, OPEN_CONF, AGENT_STATE_EVENT	4
AGENT_ID_TAG	OPEN_REQ, OPEN_CONF, AGENT_STATE_EVENT, SET_AGENT_STATE_EVENT	5
AGENT_INSTRUMENT_TAG	OPEN_REQ, OPEN_CONF, AGENT_STATE_EVENT, QUERY_AGENT_STATE_REQ, SET_AGENT_STATE_REQ, MAKE_CALL_REQ	6
TEXT_TAG	SYSTEM_EVENT, CLIENT_EVENT_REPORT_REQ, AGENT_TASKS_END_EVENT	7
ANI_TAG	BEGIN_CALL_EVENT, CALL_ DATA_UPDATE_EVENT, CALL_ TRANSLATION_ROUTE_EVENT, SNAPSHOT_CALL_CONF	8
UUI_TAG	BEGIN_CALL_EVENT, CALL_DATA_UPDATE_EVENT, CALL_TRANSLATION_ROUTE_ EVENT, CONSULTATION_ CALL_REQ, MAKE_CALL_REQ, TRANSFER_CALL_REQ, SNAPSHOT_CALL_CONF	9
DNIS_TAG	BEGIN_CALL_EVENT, CALL_ DATA_UPDATE_EVENT, CALL_ TRANSLATION_ROUTE_ EVENT, SNAPSHOT_CALL_ CONF	10
DIALED_NUMBER_TAG	BEGIN_CALL_EVENT, CALL_DATA_UPDATE_EVENT, CALL_TRANSLATION_ROUTE_ EVENT, CONSULTATION_ CALL_REQ, MAKE_CALL_REQ, TRANSFER_CALL_REQ, SNAPSHOT_CALL_CONF	11

Floating Field Tag	Using Messages	Value
CED_TAG	BEGIN_CALL_EVENT, CALL_DATA_UPDATE_EVENT, CALL_TRANSLATION_ROUTE_EVENT, SNAPSHOT_CALL_CONF	12
CALL_VAR_1_TAG through CALL_VAR_10_TAG	BEGIN_CALL_EVENT, CALL_DATA_UPDATE_EVENT, CALL_TRANSLATION_ROUTE_EVENT, CONSULTATION_CALL_REQ, MAKE_CALL_REQ, TRANSFER_CALL_REQ, SNAPSHOT_CALL_CONF, SNAPSHOT_TASK_RESP, SNAPSHOT_TASK_EVENT	13-22
CTI_CLIENT_SIGNATURE_TAG	BEGIN_CALL_EVENT, CALL_DATA_UPDATE_EVENT, SNAPSHOT_CALL_CONF	23
CTI_CLIENT_TIMESTAMP_TAG	BEGIN_CALL_EVENT, CALL_DATA_UPDATE_EVENT, SNAPSHOT_CALL_CONF	24
CONNECTION_DEVID_TAG	Any CALL EVENT message, most CLIENT CONTROL messages.	25
ALERTING_DEVID_TAG	CALL_DELIVERED_EVENT	26
CALLING_DEVID_TAG	CALL_DELIVERED_EVENT, CALL_ESTABLISHED_EVENT, CALL_ORIGINATED_EVENT, CALL_SERVICE_INITIATED_EVENT, CALL_QUEUED_EVENT, SET_DEVICE_ATTRIBUTES_REQ	27
CALLED_DEVID_TAG	CALL_DELIVERED_EVENT, CALL_ESTABLISHED_EVENT, CALL_ORIGINATED_EVENT, CALL_QUEUED_EVENT,	28
LAST_REDIRECT_DEVID_TAG	CALL_DELIVERED_EVENT, CALL_ESTABLISHED_EVENT, CALL_QUEUED_EVENT	29
ANSWERING_DEVID_TAG	CALL_ESTABLISHED_EVENT	30
HOLDING_DEVID_TAG	CALL_HELD_EVENT	31
RETRIEVING_DEVID_TAG	CALL_RETRIEVED_EVENT	32

Floating Field Tag	Using Messages	Value
RELEASING_DEVID_TAG	CALL_CONNECTION_CLEARED_EVENT	33
FAILING_DEVID_TAG	CALL_FAILED_EVENT	34
PRIMARY_DEVID_TAG	CALL_CONFERENCED_EVENT, CALL_TRANSFERRED_EVENT	35
SECONDARY_DEVID_TAG	CALL_CONFERENCED_EVENT, CALL_TRANSFERRED_EVENT	36
CONTROLLER_DEVID_TAG	CALL_CONFERENCED_EVENT	37
ADDED_PARTY_DEVID_TAG	CALL_CONFERENCED_EVENT	38
PARTY_CALLID_TAG	CALL_CONFERENCED_EVENT, CALL_TRANSFERRED_EVENT, CONFERENCE_CALL_CONF, TRANSFER_CALL_CONF	39
PARTY_DEVID_TYPE_TAG	CALL_CONFERENCED_EVENT, CALL_TRANSFERRED_EVENT, CONFERENCE_CALL_CONF, TRANSFER_CALL_CONF	40
PARTY_DEVID_TAG	CALL_CONFERENCED_EVENT, CALL_TRANSFERRED_EVENT, CONFERENCE_CALL_CONF, TRANSFER_CALL_CONF	41
TRANSFERRING_DEVID_TAG	CALL_TRANSFERRED_EVENT	42
TRANSFERRED_DEVID_TAG	CALL_TRANSFERRED_EVENT	43
DIVERTING_DEVID_TAG	CALL_DIVERTED_EVENT	44
QUEUE_DEVID_TAG	CALL_QUEUED_EVENT	45
CALL_WRAPUP_DATA_TAG	BEGIN_CALL_EVENT, CALL_DATA_UPDATE_EVENT, SET_CALL_DATA_REQ, CONSULTATION_CALL_REQ, MAKE_CALL_REQ, TRANSFER_CALL_REQ, SNAPSHOT_CALL_CONF	46
NEW_CONNECTION_DEVID_TAG	CALL_DATA_UPDATE_EVENT, CONFERENCE_CALL_CONF, CONSULTATION_CALL_CONF, MAKE_CALL_CONF, TRANSFER_CALL_CONF	47

Floating Field Tag	Using Messages	Value
TRUNK_USED_DEVID_TAG	CALL_REACHED_NETWORK_EVENT	48
AGENT_PASSWORD_TAG	SET_AGENT_STATE_REQ	49
ACTIVE_CONN_DEVID_TAG	ALTERNATE_CALL_REQ, CONFERENCE_CALL_REQ, CONSULTATION_CALL_REQ, RECONNECT_CALL_REQ, TRANSFER_CALL_REQ	50
FACILITY_CODE_TAG	CONSULTATION_CALL_REQ, MAKE_CALL_REQ, TRANSFER_CALL_REQ	51
OTHER_CONN_DEVID_TAG	ALTERNATE_CALL_REQ	52
HELD_CONN_DEVID_TAG	CONFERENCE_CALL_REQ, RECONNECT_CALL_REQ, RETRIEVE_CALL_REQ, TRANSFER_CALL_REQ	53
(reserved)		54-55
CALL_CONN_CALLID_TAG	SNAPSHOT_CALL_CONF, SNAPSHOT_DEVICE_CONF	56
CALL_CONN_DEVID_TYPE_TAG	SNAPSHOT_CALL_CONF, SNAPSHOT_DEVICE_CONF	57
CALL_CONN_DEVID_TAG	SNAPSHOT_CALL_CONF, SNAPSHOT_DEVICE_CONF	58
CALL_DEVID_TYPE_TAG	SNAPSHOT_CALL_CONF	59
CALL_DEVID_TAG	SNAPSHOT_CALL_CONF	60
CALL_DEV_CONN_STATE_TAG	SNAPSHOT_CALL_CONF	61
SKILL_GROUP_NUMBER_TAG	CALL_QUEUED_EVENT, CALL_DEQUEUED_EVENT, QUERY_AGENT_STATE_CONF	62
SKILL_GROUP_ID_TAG	CALL_QUEUED_EVENT, CALL_DEQUEUED_EVENT, QUERY_AGENT_STATE_CONF	63
SKILL_GROUP_PRIORITY_TAG	CALL_QUEUED_EVENT, CALL_DEQUEUED_EVENT, QUERY_AGENT_STATE_CONF	64
SKILL_GROUP_STATE_TAG	QUERY_AGENT_STATE_CONF	65

Floating Field Tag	Using Messages	Value
OBJECT_NAME_TAG	CLIENT_EVENT_REPORT	66
DTMF_STRING_TAG	SEND_DTMF_SIGNAL_REQ	67
POSITION_ID_TAG	SET_AGENT_STATE_REQ	68
SUPERVISOR_ID_TAG	SET_AGENT_STATE_REQ	69
LINE_HANDLE_TAG	QUERY_DEVICE_INFO_CONF	70
LINE_TYPE_TAG	QUERY_DEVICE_INFO_CONF	71
ROUTER_CALL_KEY_DAY_TAG	BEGIN_CALL_EVENT, CALL_DATA_UPDATE_EVENT, CALL_TRANSLATION_ROUTE_EVENT, SNAPSHOT_CALL_CONF	72
ROUTER_CALL_KEY_CALLID_TAG	BEGIN_CALL_EVENT, CALL_DATA_UPDATE_EVENT, CALL_TRANSLATION_ROUTE_EVENT, SNAPSHOT_CALL_CONF	73
ROUTER_CALL_KEY_SEQUENCE_NUM_TAG	AGENT_LEGACY_PRE_CALL_EVENT, BEGIN_CALL_EVENT, CALL_DATA_UPDATE_EVENT, CALL_TRANSLATION_ROUTE_EVENT, AGENT_PRE_CALL_EVENT, AGENT_PRE_CALL_ABORT_EVENT	110
(reserved)		74
CALL_STATE_TAG	SNAPSHOT_DEVICE_CONF	75
MONITORED_DEVID_TAG	MONITOR_START_REQ	76
AUTHORIZATION_CODE_TAG	CONFERENCE_CALL_REQ, CONSULTATION_CALL_REQ, MAKE_CALL_REQ, MAKE_PREDICTIVE_CALL_REQ, TRANSFER_CALL_REQ	77
ACCOUNT_CODE_TAG	CONFERENCE_CALL_REQ, CONSULTATION_CALL_REQ, MAKE_CALL_REQ, MAKE_PREDICTIVE_CALL_REQ, TRANSFER_CALL_REQ	78
ORIGINATING_DEVID_TAG	MAKE_PREDICTIVE_CALL_REQ	79
ORIGINATING_LINE_ID_TAG	MAKE_PREDICTIVE_CALL_REQ	80

Floating Field Tag	Using Messages	Value
CLIENT_ADDRESS_TAG	CLIENT_SESSION_OPENED_EVENT, CLIENT_SESSION_CLOSED_EVENT	81
NAMED_VARIABLE_TAG	BEGIN_CALL_EVENT, CALL_DATA_UPDATE_EVENT, AGENT_PRE_CALL_EVENT, CALL_TRANSLATION_ROUTE_EVENT, SET_CALL_DATA_REQ, CONFERENCE_CALL_REQ, CONSULTATION_CALL_REQ, MAKE_CALL_REQ, MAKE_PREDICTIVE_CALL_REQ, TRANSFER_CALL_REQ, SNAPSHOT_CALL_CONF, REGISTER_VARIABLES_REQ, SNAPSHOT_TASK_RESP, SNAPSHOT_TASK_EVENT	82
NAMED_ARRAY_TAG	BEGIN_CALL_EVENT, CALL_DATA_UPDATE_EVENT, AGENT_PRE_CALL_EVENT, CALL_TRANSLATION_ROUTE_EVENT, SET_CALL_DATA_REQ, CONFERENCE_CALL_REQ, CONSULTATION_CALL_REQ, MAKE_CALL_REQ, MAKE_PREDICTIVE_CALL_REQ, TRANSFER_CALL_REQ, SNAPSHOT_CALL_CONF, REGISTER_VARIABLES_REQ, SNAPSHOT_TASK_RESP, SNAPSHOT_TASK_EVENT	83
CALL_CONTROL_TABLE_TAG	MAKE_CALL_REQ, MAKE_PREDICTIVE_CALL_REQ,	84
SUPERVISOR_INSTRUMENT_TAG	SUPERVISE_CALL_REQ	85
ATC_AGENT_ID_TAG	AGENT_TEAM_CONFIG_EVENT	86
AGENT_FLAGS_TAG	AGENT_TEAM_CONFIG_EVENT	87
ATC_AGENT_STATE_TAG	AGENT_TEAM_CONFIG_EVENT	88
ATC_STATE_DURATION_TAG	AGENT_TEAM_CONFIG_EVENT	89
AGENT_CONNECTION_DEVID_TAG	SUPERVISE_CALL_REQ	90

Floating Field Tag	Using Messages	Value
SUPERVISOR_CONNECTION_DEVID_TAG	SUPERVISE_CALL_REQ,	91
LIST_TEAM_ID_TAG	LIST_AGENT_TEAM_CONF	92
DEFAULT_DEVICE_PORT_ADDRESS_TAG	AGENT_DESK_SETTINGS_CONF	93
SERVICE_NAME_TAG	REGISTER_SERVICE_REQ	94
CUSTOMER_PHONE_NUMBER_TAG	SET_CALL_DATA_REQ, CALL_DATA_UPDATE_EVENT	95
CUSTOMER_ACCOUNT_NUMBER_TAG	SET_CALL_DATA_REQ, CALL_DATA_UPDATE_EVENT	96
APP_PATH_ID_TAG	OPEN_REQ	97
SCRIPT_SELECTOR_TAG	SNAPSHOT_TASK_RESP, SNAPSHOT_TASK_EVENT	99
APPLICATION_STRING1_TAG	SNAPSHOT_TASK_RESP, SNAPSHOT_TASK_EVENT	100
APPLICATION_STRING2_TAG	SNAPSHOT_TASK_RESP, SNAPSHOT_TASK_EVENT	101
REQUIRED_CALL_KEY_SEQUENCE_NUM_TAG	AGENT_LEGACY_PRE_CALL_EVENT, BEGIN_CALL_EVENT, CALL_DATA_UPDATE_EVENT, CALL_TRANSLATION_ROUTE_EVENT, AGENT_PRE_CALL_EVENT, AGENT_PRE_CALL_ABORT_EVENT	110
TRUNK_NUMBER_TAG	CALL_DELIVERED_EVENT, CALL_ESTABLISHED_EVENT, CALL_REACHED_NETWORK_EVENT	121
TRUNK_GROUP_NUMBER_TAG	CALL_DELIVERED_EVENT, CALL_ESTABLISHED_EVENT, CALL_REACHED_NETWORK_EVENT	122
EXT_AGENT_STATE_TAG	AGENT_STATE_EVENT	123
DEQUEUE_TYPE_TAG	CALL_DEQUEUED_EVENT	124
SENDING_ADDRESS_TAG	RTP_STARTED_EVENT, RTP_STOPPED_EVENT	125
SENDING_PORT_TAG	RTP_STARTED_EVENT RTP_STOPPED_EVENT	126

Floating Field Tag	Using Messages	Value
Unused		127-128
MAX_QUEUED_TAG	CONFIG_SERVICE_EVENT, CONFIG_DEVICE_EVENT	129
QUEUE_ID_TAG	QUEUE_UPDATED_EVENT	130
CUSTOMER_ID_TAG	CONFIG_REQUEST_EVENT	131
SERVICE_SKILL_TARGET_ID_TAG	CONFIG_SERVICE_EVENT	132
PERIPHERAL_NAME_TAG	CONFIG_SERVICE_EVENT, CONFIG_SKILL_GROUP_EVENT, CONFIG_AGENT_EVENT, CONFIG_DIALED_NUMBER_EVENT	133
DESCRIPTION_TAG	CONFIG_SERVICE_EVENT, CONFIG_SKILL_GROUP_EVENT, CONFIG_AGENT_EVENT, CONFIG_DIALED_NUMBER_EVENT CONFIG_MRD_EVENT	134
SERVICE_MEMBER_ID_TAG	CONFIG_SKILL_GROUP_EVENT	135
SERVICE_MEMBER_PRIORITY_TAG	CONFIG_SKILL_GROUP_EVENT	136
FIRST_NAME_TAG	CONFIG_AGENT_EVENT	137
LAST_NAME_TAG	CONFIG_AGENT_EVENT	138
SKILL_GROUP_TAG	CONFIG_AGENT_EVENT	139
AGENT_SKILL_TARGET_ID_TAG	CONFIG_AGENT_EVENT	141
SERVICE_TAG	CONFIG_DIALED_NUMBER_EVENT	142
Reserved		143-149
DURATION_TAG	AGENT_STATE_EVENT	150
Reserved		151-172
EXTENSION_TAG	CONFIG_SKILL_GROUP_EVENT, CONFIG_SERVICE_EVENT, CONFIG_AGENT_EVENT, CONFIG_MRD_EVENT	173

Floating Field Tag	Using Messages	Value
SERVICE_LEVEL_THRESHOLD_TAG	CONFIG_SERVICE_EVENT	174
SERVICE_LEVEL_TYPE_TAG	CONFIG_SERVICE_EVENT	175
CONFIG_PARAM_TAG	CONFIG_SKILL_GROUP_EVENT, CONFIG_SERVICE_EVENT	176
SERVICE_CONFIG_KEY_TAG	CONFIG_KEY_EVENT, CONFIG_BEGIN_EVENT	177
SKILL_GROUP_CONFIG_KEY_TAG	CONFIG_KEY_EVENT, CONFIG_BEGIN_EVENT	178
AGENT_CONFIG_KEY_TAG	CONFIG_KEY_EVENT, CONFIG_BEGIN_EVENT	179
DEVICE_CONFIG_KEY_TAG	CONFIG_KEY_EVENT, CONFIG_BEGIN_EVENT	180
Unused		181-182
RECORD_TYPE_TAG	CONFIG_AGENT_EVENT, CONFIG_DEVICE_EVENT, CONFIG_SERVICE_EVENT, CONFIG_SKILL_GROUP_EVENT	183
PERIPHERAL_NUMBER_TAG	CONFIG_AGENT_EVENT, CONFIG_DEVICE_EVENT, CONFIG_SERVICE_EVENT, CONFIG_SKILL_GROUP_EVENT	184
AGENT_SKILL_TARGET_ID_TAG	CONFIG_AGENT_EVENT	185
NUM_SERVICE_MEMBERS_TAG	CONFIG_SERVICE_EVENT	186
SERVICE_MEMBER_TAG	CONFIG_SERVICE_EVENT	187
SERVICE_PRIORITY_TAG	CONFIG_SERVICE_EVENT	188
AGENT_TYPE_TAG	CONFIG_AGENT_EVENT	189
LOGIN_ID_TAG	CONFIG_AGENT_EVENT	190
NUM_SKILLS_TAG	CONFIG_AGENT_EVENT	191
SKILL_GROUP_SKILL_TARGET_ID_TAG	CONFIG_SKILL_GROUP_EVENT	192
SERVICE_ID_TAG	CONFIG_DEVICE_EVENT	193

Floating Field Tag	Using Messages	Value
AGENT_ID_LONG_TAG	OPEN_REQ, OPEN_REQ, OPEN_REQ_CONF, AGENT_STATE_EVENT, RTP_STARTED_EVENT, RTP_STOPPED_EVENT, SUPERVISE_CALL_REQ, EMERGENCY_CALL_EVENT, USER_MESSAGE_REQ, SET_AGENT_STATE_REQ, SET_AGENT_STATE_CONF, QUERY_AGENT_STATE_REQ, QUERY_AGENT_STATE_CONF, AGENT_UPDATED_EVENT	194
DEVICE_TYPE_TAG	CONFIG_DEVICE_EVENT	195
Unused		196-197
ENABLE_TAG	ROUTE_REGISTER_EVENT	198
DEVICEID_TAG	ROUTE_REQUEST_EVENT	199
TIMEOUT_TAG	ROUTE_REQUEST_EVENT	200
CURRENT_ROUTE_TAG	ROUTE_REQUEST_EVENT	201
SECONDARY_ CONNECTION_CALL_ID	CALL_DELIVERED_EVENT	202
PRIORITY_QUEUE_ NUMBER_TAG	CALL_QUEUED_EVENT	203
TEAM_NAME_TAG	TEAM_CONFIG_EVENT	204
MEMBER_TYPE_TAG	TEAM_CONFIG_EVENT	205
EVENT_DEVICE_ID_TAG	SYSTEM_EVENT	206
LOGIN_NAME_TAG (V11)	CONFIG_AGENT_EVENT	207
PERIPHERAL_ID_TAG (V11)	CONFIG_AGENT_EVENT, CONFIG_SERVICE_EVENT, CONFIG_SKILL_GROUP_EVENT, CONFIG_DEVICE_EVENT	208
CALL_TYPE_KEY_ CONFIG_TAG (V11)	CONFIG_KEY_EVENT	209
CALL_TYPE_ID_TAG (V11)	AGENT_PRE_CALL_EVENT, CONFIG_CALL_TYPE_EVENT, SET_APP_DATA	210

Floating Field Tag	Using Messages	Value
CUSTOMER_DEFINITION_ID_TAG (V11)	CONFIG_CALL_TYPE_EVENT	211
ENTERPRISE_NAME_TAG (V11)	CONFIG_CALL_TYPE_EVENT CONFIG_MRD_EVENT	212
OLD_PERIPHERAL_NUMBER_TAG	CONFIG_SKILL_GROUP_EVENT, CONFIG_CALL_TYPE_EVENT	213
CUR_LOGIN_ID	CONFIG_AGENT_EVENT	214
ANI_II_TAG	BEGIN_CALL_EVENT, CALL_TRANSLATION_ROUTE_EVENT, CALL_DATA_UPDATE, CALL_DELIVERED_EVENT, AGENT_PRE_CALL_EVENT, SET_CALL_DATA_REQ, SNAPSHOT_CALL_REQ, ROUTE_REQUEST_EVENT	215
MR_DOMAIN_ID_TAG	CONFIG_SKILL_GROUP_EVENT, CONFIG_SERVICE_EVENT CONFIG_MRD_EVENT	216
CTIOS_CIL_CLIENT_ID_TAG	SET_CALL_DATA_REQ, ALTERNATE_CALL_REQ, ANSWER_CALL_REQ, CLEAR_CALL_REQ, CLEAR_CONNECTION_REQ, DEFLECT_CALL_REQ, HOLD_CALL_REQ, RECONNECT_CALL_REQ, RETRIEVE_CALL_REQ, SEND_DTMF_SIGNAL_REQ, CHANGE_MONITOR_MASK_REQ, USER_MESSAGE_REQ, SESSION_MONITOR_START_REQ, SESSION_MONITOR_STOP_REQ, MONITOR_AGENT_TEAM_START_REQ, MONITOR_AGENT_TEAM_STOP_REQ, FAILURE_CONF, CONTROL_FAILURE_CONF	217
SILENT_MONITOR_STATUS_TAG	SNAPSHOT_DEVICE_CONF	218
REQUESTING_DEVICE_ID_TAG	CALL_CLEAR_CONNECTION_REQ	219

Floating Field Tag	Using Messages	Value
REQUESTING_DEVICE_ID_TYPE_TAG	CALL_CLEAR_CONNECTION_REQ	220
PRE_CALL_INVOKE_ID_TAG	AGENT_PRE_CALL_EVENT, SET_APP_DATA	221
ENTERPRISE_QUEUE_TIME		222
CALL_REFERENCE_ID_TAG	BEGIN_CALL_EVENT, CALL_DATA_UPDATE_EVENT, CALL_TERMINATION_EVNT, SNAPSHOT_CALL_CONF	223
MULTI_LINE_AGENT_CONTROL_TAG	OPEN_CONF	224
NETWORK_CONTROLLED_TAG	ROUTE_SELECT_EVENT	225
Used		226-227
NUM_PERIPHERALS_TAG	OPEN_CONF	228
COC_CONNECTION_CALL_ID_TAG	CALL_SERVICE_INITIATED_EVENT, ROUTE_REQUEST_EVENT, SNAPSHOT_CALL_CONF	229
COC_CONNECTION_DEVICE_ID_TYPE_TAG	CALL_SERVICE_INITIATED_EVENT, ROUTE_REQUEST_EVENT, SNAPSHOT_CALL_CONF	230
COC_CONNECTION_DEVICE_ID_TAG	CALL_SERVICE_INITIATED_EVENT, ROUTE_REQUEST_EVENT, SNAPSHOT_CALL_CONF	231
CALL_ORIGINATED_FROM_TAG	SET_CALL_DATA_REQ	232
SET_APPDATA_CALLID_TAG		233
CLIENT_SHARE_KEY_TAG		234
AGENT_TEAM_NAME_TAG	AGENT_TEAM_CONFIG_EVENT	243
DIRECTION_TAG	AGENT_STATE_EVENT	244
OPTIONS_TAG	ROUTE_REQUEST_EVENT (internal use only for ACMI PIM)	245

Floating Field Tag	Using Messages	Value
FLT_MRD_ID_TAG	CONFIG_MEDIA_ROUTING_DOMAIN_EVENT (Internal Cisco Use Only)	246
MEDIA_CLASS_ID_TAG	CONFIG_MEDIA_ROUTING_DOMAIN_EVENT and CONFIG_MEDIA_CLASS_EVENT (Internal Cisco Use Only)	247
TASK_LIFE_TAG	CONFIG_MEDIA_ROUTING_DOMAIN_EVENT and CONFIG_MEDIA_CLASS_EVENT (Internal Cisco Use Only)	248
TASK_START_TIMEOUT_TAG	CONFIG_MEDIA_ROUTING_DOMAIN_EVENT and CONFIG_MEDIA_CLASS_EVENT (Internal Cisco Use Only)	249
MAX_TASK_DURATION_TAG	CONFIG_MEDIA_ROUTING_DOMAIN_EVENT and CONFIG_MEDIA_CLASS_EVENT (Internal Cisco Use Only) CONFIG_MRD_EVENT	250
INTERRUPTIBLE_TAG	CONFIG_MEDIA_ROUTING_DOMAIN_EVENT (Internal Cisco Use Only) CONFIG_MRD_EVENT	251
MAX_CALLS_IN_QUEUE_TAG	CONFIG_MEDIA_ROUTING_DOMAIN_EVENT (Internal Cisco Use Only)	252
MAX_CALLS_IN_QUEUE_PER_CALL_TYPE_TAG	CONFIG_MEDIA_ROUTING_DOMAIN_EVENT (Internal Cisco Use Only)	253
MAX_TIME_IN_QUEUE_TAG	CONFIG_MEDIA_ROUTING_DOMAIN_EVENT (Internal Cisco Use Only)	254
INTERNAL_AGENT_STATE_TAG	QUERY_AGENT_STATE_CONF (internal use only for CCX)	255
Unused		256
SSO_ENABLED_TAG	CONFIG_AGENT_EVENT, SET_AGENT_STATE_REQ	257
FLT_TASK_ID_TAG	AGENT_TASKS_RESP, AGENT_TASKS_EVENT	258
FLT_ICM_DISP_TAG	MEDIA_LOGOUT_IND	259

Floating Field Tag	Using Messages	Value
FLT_APP_DISP_TAG	MEDIA_LOGOUT_IND	260
NUM_MRDS_TAG	CONFIG_AGENT_EVENT, DESKTOP_CONNECTED_IND	261
FLT_AGENT_MRD_ID_TAG	CONFIG_AGENT_EVENT, DESKTOP_CONNECTED_IND	262
FLT_AGENT_MRD_STATE_TAG	CONFIG_AGENT_EVENT	263
FLT_PRECISION_QUEUE_ID_TAG	CONFIG_SKILL_GROUP_EVENT	264
FLT_PRECISION_QUEUE_NAME_TAG	CONFIG_SKILL_GROUP_EVENT	265
MAX_BEYOND_TASK_LIMIT_TAG	AGENT_STATE_EVENT, QUERY_AGENT_STATE_CONF, MEDIA_LOGIN_REQ, AGENT_INIT_REQ	266
AGENT_DESK_SETTINGS_ID_TAG	CONFIG_AGENT_EVENT	267
XFER_IN_WHILE_LOGGED_OUT_TAG	OFFER_APPLICATION_TASK_REQ START_APPLICATION_TASK_REQ	268
PERIPHERAL_CONFIG_KEY_TAG	CONFIG_KEY_EVENT	269
AGENT_DESK_SETTINGS_CONFIG_KEY_TAG	CONFIG_AGENT_EVENT	270
CONFIG_PERIPHERAL_ID_TAG	CONFIG_PERIPHERAL_EVENT	271
DEFAULT_AGENT_DESK_SETTINGS_ID_TAG	CONFIG_PERIPHERAL_EVENT	272
FLT_DESK_SETTINGS_MASK_TAG	CONFIG_AGENT_DESK_SETTINGS_EVENT	273
HT_WRAP_UP_DATA_INCOMING_MODE_TAG	CONFIG_AGENT_DESK_SETTINGS_EVENT	274
HT_WRAP_UP_DATA_OUTGOING_MODE_TAG	CONFIG_AGENT_DESK_SETTINGS_EVENT	275
FLT_LOGOUT_NON_ACTIVITY_TIME_TAG	CONFIG_AGENT_DESK_SETTINGS_EVENT	276
FLT_QUALITY_RECORDING_RATE_TAG	CONFIG_AGENT_DESK_SETTINGS_EVENT	277
FLT_RING_NO_ANSWER_TIME_TAG	CONFIG_AGENT_DESK_SETTINGS_EVENT	278
HT_SILENT_MONITOR_WARNING_MESSAGE_TAG	CONFIG_AGENT_DESK_SETTINGS_EVENT	279
HT_SILENT_MONITOR_AUDIBLE_NOTIFICATION_TAG	CONFIG_AGENT_DESK_SETTINGS_EVENT	280
HT_SUPERVISOR_ASSIST_CALL_METHOD_TAG	CONFIG_AGENT_DESK_SETTINGS_EVENT	281
FLT_EMERGENCY_CALL_METHOD_TAG	CONFIG_AGENT_DESK_SETTINGS_EVENT	282

Floating Field Tag	Using Messages	Value
HT_AUTO_RECORD_CN_EMERGENCY_TAG	CONFIG_AGENT_DESK_SETTINGS_EVENT	283
FLT_RECORDING_MODE_TAG	CONFIG_AGENT_DESK_SETTINGS_EVENT	284
FLT_WORK_MODE_TIMER_TAG	CONFIG_AGENT_DESK_SETTINGS_EVENT	285
FLT_RING_NO_ANSWER_DN_ID_TAG	CONFIG_AGENT_DESK_SETTINGS_EVENT	286
HT_DEFAULT_DEVICE_PORT_ADDRESS_TAG	CONFIG_AGENT_DESK_SETTINGS_EVENT	287
DESKTOP_CONNECTED_FLAG_TAG	AGENT_TASKS_REQUEST_EVENT	288
PLAY_TONE_DIRECTION_TAG	START_NETWORK_RECORDING_REQ	289
INVOCATION_TYPE_TAG	START_NETWORK_RECORDING_REQ, STOP_NETWORK_RECORDING_REQ	290
RECORDER_ADDRESS_TAG	NETWORK_RECORDING_TARGET_NO_EVENT	291
TERMINAL_NAME_TAG	NETWORK_RECORDING_TARGET_NO_EVENT	292
MEDIA_FORKING_DEVICE_NAME_TAG	NETWORK_RECORDING_TARGET_NO_EVENT	293
PROTOCOL_REFERENCE_GUID_TAG	NETWORK_RECORDING_TARGET_NO_EVENT AGENT_PRE_CALL_EVENT	294
MEDIA_FORKING_CLUSTER_ID_TAG	NETWORK_RECORDING_TARGET_NO_EVENT	295
RECORDER_URI_TAG	NETWORK_RECORDING_TARGET_NO_EVENT	296
RECORDER_ERROR_MSG_TAG	NETWORK_RECORDING_TARGET_NO_EVENT	297
RECORDER_TYPE_TAG	NETWORK_RECORDING_TARGET_NO_EVENT	298
RECORDER_STATUS_TAG	NETWORK_RECORDING_TARGET_NO_EVENT	299
RECORDING_DEVICE_ID_TAG	NETWORK_RECORDING_STARTED_EVENT, NETWORK_RECORDING_ENDED_EVENT, NETWORK_RECORDING_FAILED_EVENT, NETWORK_RECORDING_TARGET_NO_EVENT	300
FLT_TERM_TYPE	CONFIG_TERMINAL_EVENT	302
FLT_TERM_DEVICE_NAME	CONFIG_TERMINAL_EVENT, CONFIG_AGENT_EVENT, SET_AGENT_STATE_REQ, AGENT_STATE_EVENT	303
FLT__TERM_TYPE_NAME	CONFIG_TERMINAL_EVENT	304
FLT_NUM_INSTRUMENTS	CONFIG_TERMINAL_EVENT	305
ACD_SHARED_LINE_USAGE	AGENT_DESK_SETTINGS_CONF CONFIG_AGENT_DESK_SETTINGS_EVENT	306

Floating Field Tag	Using Messages	Value
PLAY_ZIP_TONE	AGENT_DESK_SETTINGS_CONF CONFIG_AGENT_DESK_SETTINGS_EVENT	307
FLT_ENABLED_SERVICES	CONFIG_AGENT_SERVICE_EVENT SET_AGENT_SERVICE_DATA_REQ	309
NUM_OF_ENABLED_SERVICES	CONFIG_AGENT_SERVICE_EVENT SET_AGENT_SERVICE_DATA_REQ	310
CCAI_CONFIG_ID	AGENT_PRE_CALL_EVENT	311
NUM_POSITIVE_ANSWERS_SUGGESTIONS	SET_AGENT_SERVICE_DATA_REQ	312
NUM_NEGATIVE_ANSWERS_SUGGESTIONS	SET_AGENT_SERVICE_DATA_REQ	313

AgentState Values

This table shows the agent state values that may appear in the QUERY_AGENT_STATE_CONF messages.

Table 226: AgentState Values

State Name	Description	Value
AGENT_STATE_LOGIN	The agent has logged on to the ACD. It does not necessarily indicate that the agent is ready to accept calls.	0
AGENT_STATE_LOGOUT	The agent has logged out of the ACD and cannot accept any additional calls.	1
AGENT_STATE_NOT_READY	The agent is unavailable for any call work.	2
AGENT_STATE_AVAILABLE	The agent is ready to accept a call.	3
AGENT_STATE_TALKING	The agent is currently talking on a call (inbound, outbound, or inside).	4
AGENT_STATE_WORK_NOT_READY	The agent is performing after call work, but will not be ready to receive a call when completed.	5
AGENT_STATE_WORK_READY	The agent is performing after call work, and will be ready to receive a call when completed.	6

State Name	Description	Value
AGENT_STATE_BUSY_OTHER	The agent is busy performing a task associated with another active SkillGroup.	7
AGENT_STATE_RESERVED	The agent is reserved for a call that will arrive at the ACD shortly.	8
AGENT_STATE_UNKNOWN	The agent state is currently unknown.	9
AGENT_STATE_HOLD	The agent currently has all calls on hold.	10
AGENT_STATE_ACTIVE	The agent state is currently active.	11
AGENT_STATE_PAUSED	The agent state is currently paused.	12
AGENT_STATE_INTERRUPTED	The agent state is currently interrupted.	13
AGENT_STATE_NOT_ACTIVE	The agent state is currently not active.	14

PGStatusCode Values

This table shows the PGStatusCode values that may be included in the SYSTEM_EVENT message.

Table 227: PGStatusCode Values

PGStatus	Description	Mask Value
PGS_OPC_DOWN	Communication lost between the CTI Server and the PG's Open Peripheral Controller (OPC) process. No call or agent state event messages can be sent due to this condition.	0x00000001
PGS_CC_DOWN	Communication lost between the PG and the Unified CCE Central Controller. Primarily affects translation routing and post-routing, other call and agent event messages can still be sent.	0x00000002
PGS_PERIPHERAL_OFFLINE	One or more of the peripherals monitored by the PG are offline.	0x00000004

PGStatus	Description	Mask Value
PGS_CTI_SERVER_OFFLINE	Loss of communication between the CTI Server and the CTI Client. This status code is not reported by a software layer between the CTI Server and the client application.	0x00000008
PGS_LIMITED_FUNCTION	This status code may be reported by a software layer between the CTI Server and the client application when PGS_CTI_SERVER_OFFLINE is true to indicate that limited local call control is possible.	0x00000010

PeripheralType Values

This table shows the PeripheralType values that may be included in the Client Events service messages.

Table 228: PeripheralType Values

Peripheral Type	Description	Value
PT_NONE	Not Applicable	0xffff
PT_ASPECT	Aspect Call Center ACD	1
PT_MERIDIAN	Northern Telecom Meridian ACD	2
PT_G2	Lucent G2	3
PT_DEFINITY_ECS_NON_EAS	Lucent DEFINITY ECS (without Expert Agent Selection)	4
PT_DEFINITY_ECS_EAS	Lucent DEFINITY ECS (with Expert Agent Selection)	5
PT_GALAXY	Obsolete	6
PT_SPECTRUM	Obsolete	7
PT_VRU	VRU (event type interface)	8
PT_VRU_POLLED	VRU (polled type interface)	9
PT_DMS100	Obsolete	10
PT_SIEMENS_9006	Siemens Hicom ACD (9006)	11
PT_SIEMENS_9005	Siemens 9751 CBX Release 9005 (Rolm 9005)	12

Peripheral Type	Description	Value
PT_ALCATEL	Alcatel 4400 ACD	13
PT_NEC_NEAX_2x00	Obsolete	14
PT_ACP_1000	Ericsson ACP1000	15
PT_SYMPOSIUM	Avaya Aura	16
PT_ENTERPRISE_AGENT	Unified CCE Manager	17
PT_MD110	Ericsson MD-110	18
PT_MEDIA_ROUTING	Media Routing	19
PT_GENERIC	Generic	20
PT_ACMI_CRS	A Gateway PG over Unified CCX	21
PT_ACMI_IPCC	A Gateway PG over Unified CCE or Unified CCX	22
PT_SIMPLIFIED_IPCC	A system using the System PG	23
PT_ARS	A system using the ARS PG	24
PT_ACMI_ERS	A system using the ERS PG	25
PT_ACMI_EXPERT_ADVISOR	Obsolete	26
{reserved}		27

LocalConnectionState Values

This table shows the LocalConnectionState values.

Table 229: LocalConnectionState values

LocalConnectionState	Description	Value
LCS_NONE	Not applicable	0xffff
LCS_NULL	No relationship between call and device.	0
LCS_INITIATE	Device requesting service (“dialing”).	1
LCS_ALERTING	Device is alerting (“ringing”).	2
LCS_CONNECT	Device is actively participating in the call.	3

LocalConnectionState	Description	Value
LCS_HOLD	Device is inactively participating in the call.	4
LCS_QUEUED	Device is stalled attempting to connect to a call, or a call is stalled attempting to connect to a device.	5
LCS_FAIL	A device-to-call or call-to-device connection attempt has been aborted.	6

EventCause Values

These tables show the EventCause values.

Table 230: EventCause Values

EventCause	Value
CEC_NONE	0xffff
CEC_ACTIVE_MONITOR	1
CEC_ALTERNATE	2
CEC_BUSY	3
CEC_CALL_BACK	4
CEC_CALL_CANCELLED	5
CEC_CALL_FORWARD_ALWAYS	6
CEC_CALL_FORWARD_BUSY	7
CEC_CALL_FORWARD_NO_ANSWER	8
CEC_CALL_FORWARD	9
CEC_CALL_NOT_ANSWERED	10
CEC_CALL_PICKUP	11
CEC_CAMP_ON	12
CEC_DEST_NOT_OBTAINABLE	13
CEC_DO_NOT_DISTURB	14
CEC_INCOMPATIBLE_DESTINATION	15

EventCause	Value
CEC_INVALID_ACCOUNT_CODE	16
CEC_KEY_CONFERENCE	17
CEC_LOCKOUT	18
CEC_MAINTENANCE	19
CEC_NETWORK_CONGESTION	20
CEC_NETWORK_NOT_OBTAINABLE	21
CEC_NEW_CALL	22
CEC_NO_AVAILABLE_AGENTS	23
CEC_OVERRIDE	24
CEC_PARK	25
CEC_OVERFLOW	26
CEC_RECALL	27
CEC_REDIRECTED	28
CEC_REORDER_TONE	29
CEC_RESOURCES_NOT_AVAILABLE	30
CEC_SILENT_MONITOR	31
CEC_TRANSFER	32
CEC_TRUNKS_BUSY	33
CEC_VOICE_UNIT_INITIATOR	34
CEC_TIME_OUT	35
CEC_NEW_CALL_INTERFLOW	36
CEC_SIMULATION_INIT_REQUEST	37
CEC_SIMULATION_RESET_REQUEST	38
CEC_CTI_LINK_DOWN	39
CEC_PERIPHERAL_RESET_REQUEST	40
CEC_MD110_CONFERENCE_TRANSFER	41
CEC_REMAINS_IN_Q	42
CEC_SUPERVISOR_ASSIST	43

EventCause	Value
CEC_EMERGENCY_CALL	44
CEC_SUPERVISOR_CLEAR	45
CEC_SUPERVISOR_MONITOR	46
CEC_SUPERVISOR_WHISPER	47
CEC_SUPERVISOR_BARGE_IN	48
CEC_SUPERVISOR_INTERCEPT	49
CEC_CALL_PARTY_UPDATE_IND	50
CEC_CONSULT	51
CEC_NIC_CALL_CLEAR	52

Extended Call Cleared Event Causes

EventCause	Value
CECX_ABAND_NETWORK	1001
CECX_ABAND_LOCAL_QUEUE	1002
CECX_ABAND_RING	1003
CECX_ABAND_DELAY	1004
CECX_ABAND_INTERFLOW	1005
CECX_ABAND_AGENT_TERMINAL	1006
CECX_SHORT	1007
CECX_BUSY	1008
CECX_FORCED_BUSY	1009
CECX_DROP_NO_ANSWER	1010
CECX_DROP_BUSY	1011
CECX_DROP_REORDER	1012
CECX_DROP_HANDLED_PRIMARY_ROUTE	1013
CECX_DROP_HANDLED_OTHER	1014
CECX_REDIRECTED	1015
CECX_CUT_THROUGH	1016
CECX_INTRAFLOW	1017

EventCause	Value
CECX_INTERFLOW	1018
CECX_RING_NO_ANSWER	1019
CECX_INTERCEPT_REORDER	1020
CECX_INTERCEPT_DENIAL	1021
CECX_TIME_OUT	1022
CECX_VOICE_ENERGY	1023
CECX_NONCLASSIFIED_ENERGY_DETECT	1024
CECX_NO_CUT_THROUGH	1025
CECX_UABORT	1026
CECX_FAILED_SOFTWARE	1027
CECX_BLIND_TRANSFER	1028
CECX_ANNOUNCED_TRANSFER	1029
CECX_CONFERENCED	1030
CECX_DUPLICATE_TRANSFER	1031
CECX_UNMONITORED_DEVICE	1032
CECX_ANSWERING_MACHINE	1033
CECX_NETWORK_BLIND_TRANSFER	1034
CECX_TASK_ABANDONED_IN_ROUTER	1035
CECX_TASK_ABANDONED_BEFORE_OFFERED	1036
CECX_TASK_ABANDONED_WHILE_OFFERED	1037
CECX_NORMAL_END_TASK	1038
CECX_CANT_OBTAIN_TASK_ID	1039
CECX_AGENT_LOGGED_OUT_DURING_TASK	1040
CECX_MAX_TASK_LIFETIME_EXCEEDED	1041
CECX_APPLICATION_PATH_WENT_DOWN	1042
CECX_ICM_ROUTING_COMPLETE	1043
CECX_ICM_ROUTING_DISABLED	1044
CECX_APPL_INVALID_MRD_ID	1045

EventCause	Value
CECX_APPL_INVALID_DIALOGUE_ID	1056
CECX_APPL_DUPLICATE_DIALOGUE_ID	1047
CECX_APPL_INVALID_INVOKE_ID	1048
CECX_APPL_INVALID_SCRIPT_SELECTOR	1049
CECX_APPL_TERMINATE_DIALOGUE	1050
CECX_TASK_ENDED_DURING_APP_INIT	1051
CECX_CALLED_PARTY_DISCONNECTED	1052
CECX_PARTIAL_CALL	1053
CECX_DROP_NETWORK_CONSULT	1054
CECX_NETWORK_CONSULT_TRANSFER	1055
CECX_NETWORK_CONFERENCE	1056
CECX_ABAND_NETWORK_CONSULT	1057

DeviceIDType Values

This table shows the DeviceIDType values.

Table 231: DeviceIDType Values

Device ID Type	Description	Value
DEVID_NONE	No device ID is provided.	0xffff
DEVID_DEVICE_IDENTIFIER	The provided device ID identifies a peripheral teletset (extension).	0
DEVID_TRUNK_IDENTIFIER	The provided device ID identifies a peripheral Trunk.	70
DEVID_TRUNK_GROUP_IDENTIFIER	The provided device ID identifies a peripheral Trunk Group.	71
DEVID_IP_PHONE_MAC_IDENTIFIER	The provided device ID identifies the MAC address of an IP phone (Unified CCX ONLY).	72
DEVID_CTI_PORT	The provided device ID identifies a CTI PORT (Unified CCX ONLY).	73

DEVID_ROUTE_POINT	The provided device ID identifies a ROUTE POINT.	74
DEVID_EXTERNAL	The provided device ID is an ANI number or some other external identifier.	75
DEVID_AGENT_DEVICE	The provided device ID is the ID of an AGENT Device (phone).	76
DEVID_QUEUE	The provided device ID is the ID of a QUEUE.	77
DEVID_NON_ACD_DEVICE_IDENTIFIER	The provided device ID identifies a peripheral telset (extension) that is classified as being a non-ACD extension.	78
DEVID_SHARED_DEVICE_IDENTIFIER	The provided device ID identifies a peripheral telset (extension) that is classified as being a shared line (0 or more telsets share this extension).	79

CallType Values

This table shows the CallType values.

Table 232: CallType Values

CallType	Description	Value
CALLTYPE_ACD_IN	Inbound ACD call. In Unified CCE, it indicates that this is a post route request.	1
CALLTYPE_PREROUTE_ACD_IN	Translation routed inbound ACD call.	2
CALLTYPE_PREROUTE_DIRECT_AGENT	Translation routed call to a specific agent.	3
CALLTYPE_TRANSFER_IN	Transferred inbound call.	4
CALLTYPE_OVERFLOW_IN	Overflowed inbound call.	5
CALLTYPE_OTHER_IN	Inbound call.	6
CALLTYPE_AUTO_OUT	Automatic out call.	7
CALLTYPE_AGENT_OUT	Agent out call.	8

CallType	Description	Value
CALLTYPE_OUT	Outbound call.	9
CALLTYPE_AGENT_INSIDE	Agent inside call.	10
CALLTYPE_OFFERED	Blind transferred call.	11
CALLTYPE_CONSULT	Consult call.	12
CALLTYPE_CONSULT_OFFERED	Announced transferred call.	13
CALLTYPE_CONSULT_CONFERENCE	Conferenced consult call.	14
CALLTYPE_CONFERENCE	Conference call.	15
CALLTYPE_UNMONITORED	Inside or outbound call for which no call events will be received.	16
CALLTYPE_PREVIEW	Automatic out call in which the agent is given the option to proceed to dial a contact.	17
CALLTYPE_RESERVATION	Call made to reserve an agent for some other function.	18
CALLTYPE_ASSIST	Call to supervisor for assistance.	19
CALLTYPE_EMERGENCY	Emergency call.	20
CALLTYPE_SUPERVISOR_MONITOR	Supervisor silently monitoring call.	21
CALLTYPE_SUPERVISOR_WHISPER	Supervisor monitoring call, agent can hear supervisor.	22
CALLTYPE_SUPERVISOR_BARGEIN	Supervisor conferenced into call.	23
CALLTYPE_SUPERVISOR_INTERCEPT	Supervisor replaces agent on call.	24
CALLTYPE_TASK_ROUTED_BY_ICM	Task routed by Unified CCE	25
CALLTYPE_TASK_ROUTED_BY_APPLICATION	Task routed by application	26
CALLTYPE_NON_ACD	Agent call that is a non-ACD routed call.	27
RESERVATION_PREVIEW	Call type for Outbound Option Reservation calls for Preview mode.	27

CallType	Description	Value
RESERVATION_PREVIEW_DIRECT	Call type for Outbound Option Reservation calls for Direct Preview mode.	28
RESERVATION_PREDICTIVE	Call type for Outbound Option Reservation calls for Predictive mode and Progressive mode.	29
RESERVATION_CALLBACK	Call type for Outbound Option Reservation calls for Callback calls.	30
RESERVATION_PERSONAL_CALLBACK	Call type for Outbound Option Reservation calls for Personal Callback calls.	31
CUSTOMER_PREVIEW	Call type for Outbound Option Customer calls for Preview mode.	32
CUSTOMER_PREVIEW_DIRECT	Call type for Outbound Option Customer calls for Direct Preview	33
CUSTOMER_PREDICTIVE	Call type for Outbound Option Customer calls for Predictive mode and Progressive mode for agent based campaigns.	34
CUSTOMER_CALLBACK	Call type for Outbound Option Customer calls for callback calls.	35
CUSTOMER_PERSONAL	Call type for Outbound Option Customer calls for personal callback calls.	36
CUSTOMER_IVR	Call type for Outbound Option Customer calls for Transfer to IVR campaigns.	37
CALLTYPE_NON_ACD	Agent call that is a non-ACD call.	38
CALLTYPE_PLAY_AGENT_GREETING	An agent greeting route request.	39
CALLTYPE_RECORD_AGENT_GREETING	Record agent greeting call initiated by AGENT_GREETING_CONTROL_REQ.	40
CALLTYPE_VOICE_CALL_BACK	Voice callback using the Agent Request API.	41

ConnectionDeviceIDType Values

This table shows the possible ConnectionDeviceIDType values.

Table 233: ConnectionDeviceIDType Values

ConnectionDevice IDType	Description	Value
CONNECTION_ID_NONE	No ConnectionDeviceID is provided.	0xffff
CONNECTION_ID_STATIC	The ConnectionDeviceID value is stable over time (between calls).	0
CONNECTION_ID_DYNAMIC	The ConnectionDeviceID value is dynamic and may change between calls.	1

LineType Values

This table shows the possible LineType values.

Table 234: LineType Values

LineType	Description	Value
LINETYPE_INBOUND_ACD	Line used for inbound ACD calls.	0
LINETYPE_OUTBOUND_ACD	Line used for outbound ACD calls.	1
LINETYPE_INSIDE	Line used for inside calls.	2
LINETYPE_UNKNOWN	Line used for any purpose.	3
LINETYPE_SUPERVISOR	Line used for supervisor calls.	4
LINETYPE_MESSAGE	Line used for voice messages.	5
LINETYPE_HELP	Line used for assistance.	6
LINETYPE_OUTBOUND	Line used for outbound non-ACD calls.	7
LINETYPE_DID	Line used for direct inward dialed calls.	8
LINETYPE_SILENT_MONITOR	Line used for silent monitor.	9
LINETYPE_NON_ACD_IN	Line used for inbound non-ACD calls.	10

LINETYPE_NON_ACD_OUT	Line used for outbound non-ACD calls.	11
----------------------	---------------------------------------	----

ControlFailureCode Values

This table shows the possible ControlFailureCode values.

Table 235: ControlFailureCode Values

FailureCode	Description	Value
CF_GENERIC_UNSPECIFIED	An error has occurred that is not one of the following error types.	0
CF_GENERIC_OPERATION	An operation error occurred (no specific details available).	1
CF_REQUEST_INCOMPATIBLE_WITH_OBJECT	The request is not compatible with the object.	2
CF_VALUE_OUT_OF_RANGE	The parameter has a value that is not in the range defined for the server.	3
CF_OBJECT_NOT_KNOWN	The parameter has a value that is not known to the server.	4
CF_INVALID_CALLING_DEVICE	The calling device is invalid.	5
CF_INVALID_CALLED_DEVICE	The called device is invalid	6
CF_INVALID_FORWARDING_DESTINATION	The forwarding destination device is invalid.	7
CF_PRIVILEGE_VIOLATION_ON_SPECIFIED_DEVICE	The specified device is not authorized for the service.	8
CF_PRIVILEGE_VIOLATION_ON_CALLED_DEVICE	The called device is not authorized for the service.	9
CF_PRIVILEGE_VIOLATION_ON_CALLING_DEVICE	The calling device is not authorized for the service.	10
CF_INVALID_CSTA_CALL_IDENTIFIER	The call identifier is invalid.	11
CF_INVALID_CSTA_DEVICE_IDENTIFIER	The device identifier is invalid.	12

FailureCode	Description	Value
CF_INVALID_CSTA_CONNECTION_IDENTIFIER	The connection identifier is invalid.	13
CF_INVALID_DESTINATION	The request specified a destination that is invalid.	14
CF_INVALID_FEATURE	The request specified a feature that is invalid.	15
CF_INVALID_ALLOCATION_STATE	The request specified an allocation state that is invalid.	16
CF_INVALID_CROSS_REF_ID	The request specified a cross-reference ID that is not in use at this time.	17
CF_INVALID_OBJECT_TYPE	The request specified an invalid object type.	18
CF_SECURITY_VIOLATION	Security error (no specific details available).	19
CF_GENERIC_STATE_INCOMPATIBILITY	The request is not compatible with the condition of a related device.	21
CF_INVALID_OBJECT_STATE	The object is in the incorrect state for the request.	22
CF_INVALID_CONNECTION_ID_FOR_ACTIVE_CALL	The active connection ID in the request is invalid.	23
CF_NO_ACTIVE_CALL	There is no active call for the request.	24
CF_NO_HELD_CALL	There is no held call for the request.	25
CF_NO_CALL_TO_CLEAR	There is no call associated with the given connection ID.	26
CF_NO_CONNECTION_TO_CLEAR	There is no call connection for the given connection ID.	27
CF_NO_CALL_TO_ANSWER	There is no alerting call to be answered.	28
CF_NO_CALL_TO_COMPLETE	There is no active call to be completed.	29
CF_GENERIC_SYSTEM_RESOURCE_AVAILABILITY	The request failed due to lack of system resources (no specific details available).	31

FailureCode	Description	Value
CF_SERVICE_BUSY	The service is temporarily unavailable.	32
CF_RESOURCE_BUSY	An internal resource is busy.	33
CF_RESOURCE_OUT_OF_SERVICE	The service requires a resource that is out of service.	34
CF_NETWORK_BUSY	The server sub-domain is busy.	35
CF_NETWORK_OUT_OF_SERVICE	The server sub-domain is out of service.	36
CF_OVERALL_MONITOR_LIMIT_EXCEEDED	The request would exceed the server's overall resource limits.	37
CF_CONFERENCE_MEMBER_LIMIT_EXCEEDED	The request would exceed the server's limit on the number of conference members.	38
CF_GENERIC_SUBSCRIBED_RESOURCE_AVAILABILITY	The request failed due to lack of purchased or contracted resources (no specific details available).	41
CF_OBJECT_MONITOR_LIMIT_EXCEEDED	The request would exceed the server's specific resource limits.	42
CF_EXTERNAL_TRUNK_LIMIT_EXCEEDED	The request would exceed the limit of external trunks.	43
CF_OUTSTANDING_REQUEST_LIMIT_EXCEEDED	The request would exceed the limit of outstanding requests.	44
CF_GENERIC_PERFORMANCE_MANAGEMENT	The request failed as a performance management mechanism (no specific details available).	51
CF_PERFORMANCE_LIMIT_EXCEEDED	The request failed because a performance management limit was exceeded.	52
CF_SEQUENCE_NUMBER_VIOLATED	The server has detected an error in the sequence number of the operation.	61
CF_TIME_STAMP_VIOLATED	The server has detected an error in the time stamp of the operation.	62
CF_PAC_VIOLATED	The server has detected an error in the PAC of the operation.	63
CF_SEAL_VIOLATED	The server has detected an error in the Seal of the operation.	64

ControlFailureCode Values

FailureCode	Description	Value
CF_GENERIC_UNSPECIFIED_REJECTION	The request has been rejected (no specific details available).	70
CF_GENERIC_OPERATION_REJECTION	The requested operation has been rejected (no specific details available).	71
CF_DUPLICATE_INVOCATION_REJECTION	The request duplicated another request for the same service.	72
CF_UNRECOGNIZED_OPERATION_REJECTION	The request specified an unrecognized operation.	73
CF_MISTYPED_ARGUMENT_REJECTION	The request contained a parameter of the wrong type for the requested operation.	74
CF_RESOURCE_LIMITATION_REJECTION	The request would have exceeded a resource limitation.	75
CF_ACS_HANDLE_TERMINATION_REJECTION	The request specified an ACS handle that is no longer in use.	76
CF_SERVICE_TERMINATION_REJECTION	The request failed because the required service has been terminated.	77
CF_REQUEST_TIMEOUT_REJECTION	The request failed because a timeout limit was exceeded.	78
CF_REQUESTS_ON_DEVICE_EXCEEDED_REJECTION	The request would have exceeded the limits of the device.	79

Extended Control Failure Codes

FailureCode	Description	Value
CF_INVALID_AGENT_ID_SPECIFIED	The request specified an invalid AgentID.	256
CF_INVALID_PASSWORD_SPECIFIED	The request specified an invalid agent password.	257
CF_INVALID_AGENT_ID_OR_PASSWORD_SPECIFIED	The request specified an invalid AgentID and/or invalid agent password.	258
CF_SPECIFIED_AGENT_ALREADY_SIGNED_ON	The request failed because the specified agent is already logged in.	259

FailureCode	Description	Value
CF_INVALID_LOGON_DEVICE_SPECIFIED	The request specified an invalid logon device.	260
CF_INVALID_ANSWERING_DEVICE_SPECIFIED	The request specified an invalid answering device.	261
CF_INVALID_SKILL_GROUP_SPECIFIED	The request specified an invalid agent skill group.	262
CF_INVALID_CLASS_OF_SERVICE_SPECIFIED	The request specified an invalid class of service.	263
CF_INVALID_TEAM_SPECIFIED	The request specified an invalid team.	264
CF_INVALID_AGENT_WORKMODE	The request specified an invalid agent work mode.	265
CF_INVALID_AGENT_REASON_CODE	The request specified an invalid agent reason code.	266
CF_ADJUNCT_SWITCH_COMM_ERROR	A communication error occurred on the datalink between the Unified CCE and the ACD.	267
CF_AGENT_NOT_PARTY_ON_CALL	The specified agent is not a party on the indicated call.	268
CF_INTERNAL_PROCESSING_ERROR	An internal error occurred in the ACD while processing the request.	269
CF_TAKE_CALL_CONTROL_REJECTION	The ACD refused an Unified CCE request to take control of a call.	270
CF_TAKE_DOMAIN_CONTROL_REJECTION	The ACD refused an Unified CCE request to take control of a domain.	271
CF_REQUESTED_SERVICE_NOT_REGISTERED	The Unified CCE is not registered on the ACD for the requested service.	272
CF_INVALID_CONSULT_TYPE	The consult type is invalid.	273
CF_ANSMAP_OR_ADPARAM_FIELD_NOT_VALID	The Ansmmap or Asparam field are not valid.	274
CF_INVALID_CALL_CONTROL_TABLE_SPECIFIED	The call control table is invalid.	275
CF_INVALID_DIGITS_RNATIMEOUT_AMSDELAY_OR_COUNTRY		276

FailureCode	Description	Value
CF_ANSWER_DETECT_PORT_UNAVAILABLE		277
CF_VIRTUAL_AGENT_UNAVAILABLE		278
CF_TAKEBACK_N_XFER_ROUTE_END		279
CF_WRAPUP_DATA_REQUIRED		280
CF_REASON_CODE_REQUIRED		281
CF_INVALID_TRUNK_ID_SPECIFIED		282
CF_SPECIFIED_EXTENSION_ALREADY_IN_USE		283
CF_ARBITRARY_CONF_OR_XFER_NOT_SUPPORTED		284
CF_NETWORK_TRANSFER_OR_CONSULT		285
CF_NETWORK_TRANSFER_OR_CONSULT_FAILED		286
CF_DEVICE_RESTRICTED		287
CF_LINE_RESTRICTED		288
CF_AGENT_ACCOUNT_LOCKED_OUT		289
CF_DROP_ANY_PARTY_NOT_ENABLED_CTI		290
CF_MAXIMUM_LINE_LIMIT_EXCEEDED		291
CF_SHARED_LINES_NOT_SUPPORTED		292
CF_EXTENSION_NOT_UNIQUE		293
CF_UNKNOWN_INTERFACE_CTRLR_ID	The Interface Controller ID is unknown.	1001
CF_INVALID_INTERFACE_CTRLR_TYPE	The Interface Controller type is invalid.	1002

FailureCode	Description	Value
CF_SOFTWARE_REV_NO_SUPPORTED	The current software revision is not supported.	1003
CF_UNKNOWN_PID	The PeripheralID is unknown.	1004
CF_INVALID_TABLE_SPECIFIED	An invalid table was specified.	1005
CF_PD_SERVICE_INACTIVE	The peripheral data service is not active.	1006
CF_UNKNOWN_ROUTING_CLIENT_ID	The RoutingClientID is unknown.	1007
CF_RC_SERVICE_INACTIVATE	The routing client service is not active.	1008
CF_INVALID_DIALED_NUMBER	The dialed number is invalid.	1009
CF_INVALID_PARAMETER	A parameter in the request is invalid.	1010
CF_UNKNOWN_ROUTING_PROBLEM	An unspecified error occurred during routing.	1011
CF_UNSUPPORTED_PD_MESSAGE_REVISION	The requested peripheral data service protocol version is not supported.	1012
CF_UNSUPPORTED_RC_MESSAGE_REVISION	The requested routing client service protocol version is not supported.	1013
CF_UNSUPPORTED_IC_MESSAGE_REVISION	The requested interface controller service protocol version is not supported.	1014
CF_RC_SERVICE_INACTIVATE_PIM	The peripheral interface is not active.	1015
CF_AGENT_GREETING_CONTROL_REQ_FAILURE	This error occurs if AGENT_GREETING_CONTROL_REQ request fails. Notes: All detailed errors are defined as Peripheral Error Codes.	1016

AllocationState Values

This table shows the AllocationState values.

Table 236: AllocationState Values

AllocationState	Description	Value
ALLOC_CALL_DELIVERED	Connect call to originating device when call is delivered (alerting).	0
ALLOC_CALL_ESTABLISHED	Connect call to originating device when call is established (answered).	1

ForwardType Values

This table shows the ForwardType values.

Table 237: ForwardType Values

ForwardType	Description	Value
FWT_IMMEDIATE	Forward all calls.	0
FWT_BUSY	Forward only when busy.	1
FWT_NO_ANS	Forward after no answer.	2
FWT_BUSY_INT	Forward on busy for internal calls.	3
FWT_BUSY_EXT	Forward on busy for external calls.	4
FWT_NO_ANS_INT	Forward after no answer for internal calls.	5
FWT_NO_ANS_EXT	Forward after no answer for external calls.	6

TypeOfDevice Values

This table shows the TypeOfDevice values.

Table 238: TypeOfDevice Values

TypeOfDevice	Description	Value
DEVT_STATION	A traditional telephone device, consisting of one or more buttons and one or more lines.	0
DEVT_LINE	A communications interface to one or more stations.	1

TypeOfDevice	Description	Value
DEVT_BUTTON	An instance of a call manipulation point at an individual station.	2
DEVT_ACD	A mechanism that distributes calls.	3
DEVT_TRUNK	A device used to access other switching domains.	4
DEVT_OPERATOR	A device that interacts with a call party to assist in call setup or provide other telecommunications service.	5
DEVT_STATION_GROUP	Two or more stations used interchangeably or addressed identically.	16
DEVT_LINE_GROUP	A set of communications interfaces to one or more stations.	17
DEVT_BUTTON_GROUP	Two or more instances of a call manipulation point at an individual station.	18
DEVT_ACD_GROUP	A call distributor device as well as the devices to which it distributes calls.	19
DEVT_TRUNK_GROUP	A set of trunks providing connectivity to the same place. Individual trunks within the group may be used interchangeably.	20
DEVT_OPERATOR_GROUP	Two or more operator devices used interchangeably or addressed identically.	21
DEVT_CTI_PORT_SCCP	A CTI port on a Unified CM device.	22
DEVT_CTI_PORT_SIP	A CTI port on a SIP device.	23
DEVT_OTHER	A device that does not fall into any of the preceding categories.	255

ClassOfDevice Values

This table shows the ClassOfDevice values.

Table 239: ClassOfDevice Values

ClassOfDevice	Description	Value
DEVC_OTHER	A class of device not covered by the following image, data, or voice classes.	10x
DEVC_IMAGE	A device that is used to make digital data calls involving imaging or high speed circuit switched data in general.	20x
DEVC_DATA	A device that is used to make digital data calls (both circuit switched and packet switched).	40x
DEVC_VOICE	A device that is used to make audio calls.	80x

CallPlacementType Values

This table shows the CallPlacementType values.

Table 240: CallPlacementType Values

CallPlacementType	Description	Value
CPT_UNSPECIFIED	Use default call placement.	0
CPT_LINE_CALL	An inside line call.	1
CPT_OUTBOUND	An outbound call.	2
CPT_OUTBOUND_NO_ACCESS_CODE	An outbound call that will not require an access code.	3
CPT_DIRECT_POSITION	A call placed directly to a specific position.	4
CPT_DIRECT_AGENT	A call placed directly to a specific agent.	5
CPT_SUPERVISOR_ASSIST	A call placed to a supervisor for call handling assistance.	6

CallMannerType Values

This table shows the CallMannerType values.

Table 241: CallMannerType Values

CallMannerType	Description	Value
CMT_UNSPECIFIED	Use default call manner.	0
CMT_POLITE	Attempt the call only if the originating device is idle.	1
CMT_BELLIGERENT	This CallManner type is only used with the MAKE_CALL_REQUEST. When an agent in Available state places an outbound call, the Unified CCE system forcibly changes the agent's state to NotReady with the 50006 reason code. The system changes the agent's state back to Available after the call ends or if the call fails to connect. For more details on the reason code, see the the <i>Database Schema Handbook for Cisco Unified ICM/Contact Center Enterprise, Release 12.5(1)</i> at https://www.cisco.com/c/en/us/support/customer-collaboration/unified-contact-center-enterprise/products-technical-reference-list.html	2
CMT_SEMI_POLITE	Attempt the call only if the originating device is idle or is receiving dial tone.	3
CMT_RESERVED	Reserved	4

CallOption Values

This table shows the CallOption values.

Table 242: CallOption Values

CallOption	Description	Value
COPT_UNSPECIFIED	No call options specified, use defaults.	0
COPT_CALLING_AGENT_ONLINE	Attempt the call only if the calling agent is “online” (available to interact with the destination party).	1
COPT_CALLING_AGENT_RESERVED	Obsolete with DMS-100.	2

ConsultType Values

COPT_CALLING_AGENT_NOT_RESERVED	Obsolete with DMS-100.	3
COPT_CALLING_AGENT_BUZZ_BASE	Obsolete with DMS-100.	4
COPT_CALLING_AGENT_BEEP_HSET	Obsolete with DMS-100.	5
COPT_SERVICE_CIRCUIT_ON	Causes a call classifier to be applied to the call (ACM ECS).	6

ConsultType Values

This table shows the ConsultType values.

Table 243: ConsultType Values

ConsultType	Description	Value
CT_UNSPECIFIED	Default (consult call).	0
CT_TRANSFER	Consult call prior to transfer.	1
CT_CONFERENCE	Consult call prior to conference.	2

FacilityType Values

This table shows the FacilityType values.

Table 244: FacilityType Values

FacilityType	Description	Value
FT_UNSPECIFIED	Use default facility type.	0
FT_TRUNK_GROUP	Facility is a trunk group.	1
FT_SKILL_GROUP	Facility is a skill group or split.	2

AnsweringMachine Values

This table shows the AnsweringMachine values.

Table 245: AnsweringMachine Values

AnsweringMachine	Description	Value
AM_UNSPECIFIED	Use default behavior.	0
AM_CONNECT	Connect call to agent when call is answered by an answering machine.	1
AM_DISCONNECT	Disconnect call when call is answered by an answering machine.	2
AM_NONE	Do not use answering machine detection.	3
AM_NONE_NO_MODEM	Do not use answering machine detection, but disconnect call if answered by a modem.	4
AM_CONNECT_NO_MODEM	Connect call when call is answered by an answering machine, disconnect call if answered by a modem.	5

AnswerDetectMode Values

This table shows the AnswerDetectMode values.

Table 246: AnswerDetectMode Values

AnswerDetectMode	Description	Value
ADM_UNSPECIFIED	Use default behavior.	0
ADM_VOICE_THRESHOLD	Report call answered by an answering machine when initial voice duration exceeds time threshold.	1
ADM_VOICE_END	Report call answered by an answering machine when initial voice segment ends.	2
ADM_VOICE_END_DELAY	Report call answered by an answering machine after a fixed delay following the end of the initial voice segment.	3

AnswerDetectMode	Description	Value
ADM_VOICE_AND_BEEP	Report call answered by an answering machine after a beep tone following the end of the initial voice segment (excluding beep tone without any preceding voice).	4
ADM_BEEP	Report call answered by an answering machine after a beep tone following the end of the initial voice segment (including beep tone without any preceding voice).	5

AgentWorkMode Values

This table shows the AgentWorkMode values.

Table 247: AgentWorkMode Values

AgentWorkMode	Description	Value
AWM_UNSPECIFIED	Use default behavior.	0
AWM_AUTO_IN	Agent automatically becomes available after handling a call.	1
AWM_MANUAL_IN	Agent must explicitly indicate availability after handling a call.	2
RA_CALL_BY_CALL	Remote agent Call by Call mode.	3
RA_NAILED_CONNECTION	Remote agent NailedUp mode.	4

DestinationCountry Values

This table shows the DestinationCountry values.

Table 248: DestinationCountry Values

DestinationCountry	Description	Value
DEST_UNSPECIFIED	Unspecified or unknown, use default behavior.	0
DEST_US_AND_CANADA	Call destination is in the United States or Canada.	1

CTI Service Masks

This table shows the CTIService masks.

Table 249: CTI Service Masks

MaskName	Description	Value
CTI_SERVICE_DEBUG	Causes all messages exchanged during the current session to be captured to a file for later analysis.	0x80000000
CTI_SERVICE_CLIENT_EVENTS	Client receives call and agent state change events associated with a specific ACD phone.	0x00000001
CTI_SERVICE_CALL_DATA_UPDATE	Client may modify call context data.	0x00000002
CTI_SERVICE_CLIENT_CONTROL	Client may control calls and agent states associated with a specific ACD phone.	0x00000004
CTI_SERVICE_CONNECTION_MONITOR	Establishment and termination of this session cause corresponding Unified CCE Alarm events to be generated.	0x00000008
CTI_SERVICE_ALL_EVENTS	Client receives all call and agent state change events (associated with any ACD phone).	0x00000010
CTI_SERVICE_PERIPHERAL_MONITOR	Client may dynamically add and remove devices and/or calls that it wishes to receive call and agent state events for.	0x00000020
CTI_SERVICE_CLIENT_MONITOR	Client receives notification when all other CTI client sessions are opened and closed, and may monitor the activity of other CTI client sessions.	0x00000040
CTI_SERVICE_SUPERVISOR	Client may request supervisor services.	0x00000080
CTI_SERVICE_SERVER	Client identify itself as server application.	0x00000100
CTI_SERVICE_AGENT_REPORTING	Client may reporting/routing ARM(Agent Reporting And Management) messages.	0x00000400

MaskName	Description	Value
CTI_SERVICE_ALL_TASK_EVENTS	Client receives all task events.	0x00000800
CTI_SERVICE_TASK_MONITOR	Client receives monitored task events.	0x00001000
CTI_AGENT_STATE_CONTROL_ONLY	Client can change agent state only. Call control is not allowed. If a client requests for CTI_SERVICE_CLIENT_CONTROL, the server may grant this flag to indicate that only agent state change is allowed.	0x00002000
Unused		0x00004000
CTI_DEVICE_STATE_CONTROL	The client/server wishes to register and get resource state change requests.	0x00008000
CTI_SERVICE_UPDATE_EVENTS	Requests that this client receive update notification events. (No data)	0x00080000
CTI_SERVICE_IGNORE_DUPLICATE_AGENT_EVENTS	Request to suppress duplicate agent state events.	0x00100000
CTI_SERVICE_IGNORE_CONF	Do not send confirmations for third party requests.	0x00200000
CTI_SERVICE_ACD_LINE_ONLY	Request that events for non-ACD lines not be sent. (Unified CCE only)	0x00400000

Disposition Code Values

This table shows the Disposition Code values.

Table 250: Disposition Code Values

Disposition Code	Meaning
1	Abandoned in Network
2	Abandoned in Local Queue
3	Abandoned Ring
4	Abandoned Delay
5	Abandoned Interflow

6	Abandoned Agent Terminal
7	Short
8	Busy
9	Forced Busy
10	Disconnect/drop no answer
11	Disconnect/drop busy
12	Disconnect/drop reorder
13	Disconnect/drop handled primary route
14	Disconnect/drop handled other
15	Redirected
16	Cut Through
17	Intraflow
18	Interflow
19	Ring No Answer
20	Intercept reorder
21	Intercept denial
22	Time Out
23	Voice Energy
24	Non-classified Energy Detected
25	No Cut Through
26	U-Abort
27	Failed Software
28	Blind Transfer
29	Announced Transfer
30	Conferenced
31	Duplicate Transfer
32	Unmonitored Device
33	Answering Machine
34	Network Blind Transfer

35	Task Abandoned in Router
36	Task Abandoned Before Offered
37	Task Abandoned While Offered
38	Normal End Task
39	Can't Obtain Task ID
40	Agent Logged Out During Task
41	Maximum Task Lifetime Exceeded
42	Application Path Went Down
43	Unified CCE Routing Complete
44	Unified CCE Routing Disabled
45	Application Invalid MRD ID
46	Application Invalid Dialogue ID
47	Application Duplicate Dialogue ID
48	Application Invalid Invoke ID
49	Application Invalid Script Selector
50	Application Terminate Dialogue
51	Task Ended During Application Init
52	Called Party Disconnected
53	Partial Call
54	Drop Network Consult
55	Network Consult Transfer
57	Abandon Network Consult
58	Router Requery Before Answer
59	Router Requery After Answer
60	Network Error
61	Network Error Before Answer
62	Network Error After Answer
63	Task Transfer
64	Application Disconnected

65	Task Transferred on Agent Logout
----	----------------------------------

Agent Service Request Masks

This table shows the Agent Service Request masks.

Table 251: Agent Service Request Masks

DestinationCountry	Description	Value
OUTBOUND_SUPPORT	The agent login can support outbound feature.	0x1

Silent Monitor Status Values

This table shows the Silent Monitor Status Values.

Table 252: Silent Monitor Status Values

DestinationCountry	Description	Value
SILENT_MONITOR_NONE	Normal call (non-silent monitor call).	0
SILENT_MONITOR_INITIATOR	Initiator of silent monitor call.	1
SILENT_MONITOR_TARGET	Monitor target of silent monitor call.	2

Agent Internal States Message Values

This table shows the Agent's Internal States and their Message Values.

Table 253: Agent's Internal States and their Status Values

State Name	Description	Value
AGENT_STATE_LOGIN	The agent has logged on to the ACD. It does not necessarily indicate that the agent is ready to accept calls.	0
AGENT_STATE_LOGOUT	The agent has logged out of the ACD and cannot accept any additional calls.	1

AGENT_STATE_NOT_READY	The agent is unavailable for any call work.	2
AGENT_STATE_AVAILABLE	The agent is ready to accept a call.	3
AGENT_STATE_TALKING	The agent is currently talking on a call (inbound, outbound, or inside).	4
AGENT_STATE_WORK_NOT_READY	The agent is performing after call work, but will not be ready to receive a call when completed.	5
AGENT_STATE_WORK_READY	The agent is performing after call work, but will be ready to receive a call when completed.	6
AGENT_STATE_BUSY_OTHER	The agent is busy performing a task associated with another active SkillGroup.	7
AGENT_STATE_ACTIVE	The agent state is currently active.	11

TaskState Values

This table shows the TaskState values that may appear in SNAPSHOT_TASK_RESP messages.

Table 254: TaskState Values

State Name	Description	Value
TASK_STATE_PRE_CALL	Pre Call Message has been sent to client.	0
TASK_STATE_ACTIVE	Task is actively being worked on; Start Task has been received for this task.	1
TASK_STATE_WRAPUP	Wrap up task has been received for this task.	2
TASK_STATE_PAUSED	Task is paused; Pause Task has been received for this task.	3
TASK_STATE_OFFERED	Offer Task has been received for this task.	4
ASK_STATE_INTERRUPTED	Task is interrupted; Agent Interrupt Accepted Ind is received.	5
TASK_STATE_NOT_READY	Not used.	6
TASK_STATE_LOGGED_OUT	Task is terminated.	7



CHAPTER 7

Changes and Additions

- [Protocol Version 24](#), on page 435
- [Protocol Version 23](#), on page 436
- [Protocol Version 22](#), on page 437
- [Protocol Version 21](#), on page 437
- [Protocol Version 20](#), on page 437
- [Protocol Version 19](#), on page 438
- [Protocol Version 18](#), on page 439
- [Protocol Version 17](#), on page 439
- [Protocol Version 16](#), on page 439
- [Protocol Version 15](#), on page 439
- [Protocol Version 14](#), on page 440
- [Protocol Versions 10-13](#), on page 442
- [Protocol Version 9](#), on page 443
- [Protocol Version 8](#), on page 444
- [Protocol Version 7](#), on page 445
- [Protocol Version 6](#), on page 446
- [Protocol Version 5](#), on page 448

Protocol Version 24

Following is a list of changes made in Protocol Version 24:

- Added STANDBY_ACTIVE_EVENT_MSG, ACTIVE_MAINTENANCE_REQ_MSG, ACTIVE_MAINTENANCE_RESP_MSG, ACTIVE_MAINTENANCE_EVENT_MSG, and STOPPING_REQUESTS_TO_THIS_SIDE_IND to [Message Types](#).
- Updated OPEN_REQ and OPEN_CONF in [Message Types](#)
- Updated CONFIG_AGENT_SERVICE_EVENT, SET_AGENT_SERVICE_DATA_REQ and SET_AGENT_SERVICE_DATA_CONF in [Message Types](#)
- Added E_CTI_INVALID_CLIENT_FOR_STANDBY to the [Failure Indication Message Status Codes](#) table.
- Added the following new messages:

1. CONFIG_AGENT_SERVICE_EVENT
 2. SET_AGENT_SERVICE_DATA_REQ
 3. SET_AGENT_SERVICE_DATA_CONF
- Modified the existing messages:
 1. AGENT_PRE_CALL_EVENT
 2. SNAPSHOT_CALL_CONF
 - Added the following values to the [Tag Values, on page 328](#) table:
 1. FLT_ENABLED_SERVICES for the messages CONFIG_AGENT_SERVICE_EVENT and SET_AGENT_SERVICE_DATA_REQ.
 2. NUM_OF_ENABLED_SERVICES for the messages CONFIG_AGENT_SERVICE_EVENT and SET_AGENT_SERVICE_DATA_REQ.
 3. CCAI_CONFIG_ID for the message AGENT_PRE_CALL_EVENT
 4. NUM_POSITIVE_ANSWERS_SUGGESTIONS for the message SET_AGENT_SERVICE_DATA_REQ
 5. NUM_NEGATIVE_ANSWERS_SUGGESTIONS for the message SET_AGENT_SERVICE_DATA_REQ
 - Add a new row for the CONFIG_MSG_AGENT_SERVICE_MASK to Table 11: CTI Service Masks.

Protocol Version 23

Following is a list of changes made in Protocol Version 23:

- Added START_NETWORK_RECORDING_REQ and STOP_NETWORK_RECORDING_REQ to Client Control Service.
- Added the following values to the [Tag Values](#) table:
 - FLT_TASK_ID_TAG for the AGENT_TASKS_EVENT message
 - CALL_VAR_1_TAG through CALL_VAR_10_TAG for the SNAPSHOT_TASK_EVENT message
 - DESKTOP_CONNECTED_FLAG_TAG for the AGENT_TASKS_REQUEST_EVENT message
 - TEXT_TAG for the AGENT_TASKS_END_EVENT message
 - NUM_MRDS_TAG for the DESKTOP_CONNECTED_IND message
- Modified the existing message: MEDIA_LOGIN_REQ.
- Added the following new messages:
 - NETWORK_RECORDING_STARTED_EVENT

- NETWORK_RECORDING_ENDED_EVENT
- NETWORK_RECORDING_FAILED_EVENT
- NETWORK_RECORDING_TARGET_INFO_EVENT

Protocol Version 22

Following is a list of changes made in Protocol Version 22:

- Added MaxBeyondTaskLimit under AGENT_STATE_EVENT and QUERY_AGENT_STATE_CONF.
- Added FltPrecisionQueueID and FltPrecisionQueueName under CONFIG_SKILL_GROUP_EVENT.
- Added AgentDeskSettingsID in CONFIG_AGENT_EVENT.
- Added CONFIG_AGENT_DESK_SETTINGS_EVENT and CONFIG_PERIPHERAL_EVENT.
- Added PeripheralConfigKey and AgentDeskSettingsConfigKey under CONFIG_KEY_EVENT and CONFIG_BEGIN_EVENT.
- Changed the behavior of CALL_DATA_UPDATE_EVENT for ECC variables.

Protocol Version 21

Following is a list of changes made in Protocol Version 21:

- Added NumMRDs, FLTAgentMRDID, and FltAgentMRDState under CONFIG_AGENT_EVENT.
- Added a new Message with the type 259. This Message is reserved for internal use only.
- Changed the behavior of the PeripheralType field in the OPEN_CONF message.

Protocol Version 20

Following is a list of additional changes made in Protocol Version 20 (Unified CCE Release 11.5(1)):



Important

In the CTI Server Protocol Version 20 the floating field tag and length size changed from 1 byte to 2 byte USHORT.

- Added the fixed AgentSkillTargetID and floating AgentID fields to the AGENT_PRE_CALL_EVENT message.
- Added the CONFIG_MRD_EVENT message.
 - Added bit mask value 32=Media Routing Domain Information to the CONFIG_REQUEST_EVENT message ConfigInformation field. Added a cross-reference to this field from the OPEN_REQ message ConfigMsgMask field.

- Added bit mask value 32=Media Routing Domain Information to the CONFIG_BEGIN_EVENT message ConfigInformation field.
- Added the MR_DOMAIN_ID_TAG, DESCRIPTION_TAG, ENTERPRISE_NAME_TAG, MAX_TASK_DURATION_TAG, AND INTERRUPTIBLE_TAG to the event CONFIG_MRD_EVENT.
- Added that the AGENT_PRE_CALL_ABORT_EVENT message is sent to the to ALL_EVENTS client.
- Added the following values to the [Tag Values](#) table:
 - SSO_ENABLED_TAG for the CONFIG_AGENT_EVENT and SET_AGENT_STATE_REQ
 - FLT_TASK_ID_TAG for the AGENT_TASKS_RESP message
 - FLT_ICM_DISP_TAG and FLT_APP_DISP_TAG for the MEDIA_LOGOUT_IND message
- For the CONFIG_AGENT_EVENT message, the length of the LoginName field is increased to 255 Bytes.
- Floating field subfields have changed:
 - The Tag subfield is a Data Type of USHORT and a Byte Size of 2.
 - The FieldLength subfield is a Data Type of USHORT and a Byte Size of 2.
- Added or modified these tags in the Tag Values table for the SNAPSHOT_TASKS_RESP message: SCRIPT_SELECTOR_TAG , APPLICATION_STRING1_TAG, APPLICATION_STRING2_TAG, CALL_VAR_1_TAG through CALL_VAR_10_TAG, NAMED_VARIABLE_TAG, NAMED_ARRAY_TAG.
- Added new TaskState Values that may appear in SNAPSHOT_TASK_RESP messages.
- Added the following values to the Disposition Codes table for nonvoice tasks:
 - 63=Task Transferred
 - 64=Application Disconnected
 - 65=Task Transferred on Agent Logout

Protocol Version 19

The following is a list of changes made for CTI Server in Protocol Version 19:

- Updated Message Types in Messaging Conventions chapter.
- Added Configuration Acquisition Messages section in Application Level Interfaces chapter.
- Added row containing INTERNAL_AGENT_STATE_TAG to Tag Values. Table [Tag Values](#).
- Added values 27 to 37 for outbound call types to CallType Values [CallType Values, on page 353](#).
- Added row containing InternalAgentState to QUERY_AGENT_STATE CONF Message Form to Table [Message Types](#).

- Added Agent's Internal States and their Status Values to Table [Agent Internal States Message Values](#).
- Removed the ClientAddressIPV6 and SendingAddressIPV6 elements and the CLIENT_ADDRESS_IPV6_TAG (226) and SENDING_ADDRESS_IPV6_TAG(227) tags due to a change in the handling of IPv6 addresses.
- Changed ClientAddress and SendingAddress elements' size from 16 byte to 64 byte to support IPv6 addresses.
- Added the DepartmentID field to the following messages:
 - OPEN_CONF
 - AGENT_STATE_EVENT
 - AGENT_TEAM_CONFIG_EVENT
 - QUERY_AGENT_STATE_CONF

Protocol Version 18

The following is a list of changes made for CTI Server in Protocol Version 18 (Unified CCE version 10.0(1) - internal use only):

- Added values 247 to 254 to Tag Values Table [Tag Values](#).

Protocol Version 17

The following is a list of changes made for CTI Server in Protocol Version 17 (Unified CCE version 9.0(1) - internal use only):

Added row containing OPTIONS_TAG to Tag Values Table [Tag Values](#).

Protocol Version 16

The following is a list of changes made for CTI Server in Protocol Version 16 (Unified CCE version 9.0(1)).

- Added Agent TeamName to AGENT_TEAM_CONFIG_EVENT Table [Supervisor Service](#)
Added AGENT_TEAM_NAME_TAG(243) to Table [Tag Values](#)
Added Direction to AGENT_STATE_EVENT Table [Tag Values](#)
Added DIRECTION_TAG(244) to Table [Tag Values](#)

Protocol Version 15

The following is a list of additions and changes made to the CTI Server in Protocol Version 15 (Unified CCE Version 8.5(x)).

- Added three message types to Table [Tag Values](#).
Added CALL_AGENT_GREETING_MASK to Table [Unsolicited Call Event Message Masks](#).
Added CALL_AGENT_GREETING_EVENT in Table [Unsolicited Call Event Message Masks](#).
Added AGENT_GREETING_CONTROL_REQ in Table [Message Types](#).
Added AGENT_GREETING_CONTROL_CONF in Table [Message Types, on page 13](#).
Added CF_AGENT_GREETING_CONTROL_OPERATION_FAILURE Extended Control Failure Code to Table [ControlFailureCode Values](#).

Protocol Version 14

The following is a list of additions and changes made to the CTI Server in Protocol Version 14 (Unified CCE Version 8.0(x)).

- Changed the VersionNumber field in OPEN_REQ to 14 from 13.
Added new floating field tags to Table [Tag Values](#):
 - REQUESTING_DEVICE_ID_TAG (219)
 - REQUESTING_DEVICE_ID_TYPE_TAG (220)
 - PRE_CALL_INVOKE_ID_TAG (221)
 - ENTERPRISE_QUEUE_TIME (222)
 - CALL_REFERENCE_ID_TAG (223)
 - MULTI_LINE_AGENT_CONTROL_TAG (224)
 - NETWORK_CONTROLLED_TAG (225)
 - CLIENT_ADDRESS_IPV6_TAG (226)
 - SENDING_ADDRESS_IPV6_TAG(227)
 - NUM_PERIPHERALS_TAG(228)
 - COC_CONNECTION_CALL_ID_TAG(229)
 - COC_CALL_CONNECTION_DEVICE_ID_TYPE_TAG(230)
 - COC_CALL_CONNECTION_DEVICE_ID_TYPE_TAG(231)
 - CALL_ORIGINATED_FROM_TAG(232)
 - SET_APPDATA_CALLID_TAG(233)
 - CLIENT_SHARE_KEY_TAG(234)
- Added SkillGroupNumber field to MAKE_CALL_REQ.
- Added RouterCallKeyDay, RouterCallKeyCallID, and RouterCallKeySequenceNumber fields to SET_CALL_DATA.
- Added floating CallTypeID field and floating PreCallInvokeID field to AGENT_PRE_CALL_EVENT and SET_APP_DATA.

- Added CallReferenceIDfield (for solution call trace) to BEGIN_CALL_EVENT, CALL_DATA_UPDATE_EVENT, and SNAPSHOT_CALL_CONF.
- Added optional parms RequestingDeviceID and RequestingDeviceIDType to CLEAR_CONNECTION_REQ.
- Added DEVID_NON_ACD_DEVICE_IDENTIFIER and DEVID_SHARED_DEVICE_IDENTIFIER to Table [DeviceIDType Values](#).
- Added non ACD line types LINETYPE_NON_ACD_IN and LINETYPE_NON_ACD_OUT to Table [LineType Values](#).
- Added calltype CALLTYPE_NON_ACD (27) to Table [CallType Values](#).
- Added the NumPeripherals, FltPeripheralID, and MultilineAgentControl fields to OPEN_CONF.
- Added the following status codes to Table [PGStatusCode Values, on page 345](#):
 - E_CTI_INVALID_CONFIG_MSG_MASK
 - E_CTI_AUTO_CONFIG_RESET
 - E_CTI_INVALID_MONITOR_STATUS
 - E_CTI_INVALID_REQUEST_ID_TYPE
- Added the following ControlFailureCode values to Table [ControlFailureCode Values](#):
 - CF_INVALID_TRUNK_ID_SPECIFIED
 - CF_SPECIFIED_EXTENSION_ALREADY_IN_USE
 - CF_ARBITRARY_CONF_OR_XFER_NOT_SUPPORTED
 - CF_NETWORK_TRANSFER_OR_CONSULT
 - CF_NETWORK_TRANSFER_OR_CONSULT_FAILED
 - CF_DEVICE_RESTRICTED
 - CF_LINE_RESTRICTED
 - CF_AGENT_ACCOUNT_LOCKED_OUT
 - CF_ARBITRARY_CONF_OR_XFER_NOT_SUPPORTED
 - CF_MAXIMUM_LINE_LIMIT_EXCEEDED
 - CF_SHARED_LINES_NOT_SUPPORTED
 - CF_EXTENSION_NOT_UNIQUE
- Added CTI_SERVICE_ACD_LINE_ONLY and CTI_SERVICE_IGNORE_CONF to Table [CTI Service Masks, on page 371](#).
- Added the ClientAddressIPV6 field to the following events:
 - RTP_STARTED_EVENT
 - RTP_STOPPED_EVENT

CLIENT_SESSION_OPENED_EVENT
 CLIENT_SESSION_CLOSED_EVENT
 EMERGENCY_CALL_EVENT
 START_RECORDING_REQ
 START_RECORDING_CONF
 STOP_RECORDING_REQ
 STOP_RECORDING_CONF

- Added the SendingAddressIPV6 field to RTP_STARTED_EVENT and RTP_STOPPED_EVENT.
- Added the COCConnectionCallID, COCConnectionDeviceIDType, and COCConnectionDeviceID fields to CALL_SERVICE_INITIATED_EVENT and SNAPSHOT_CALL_CONF.
- Added device types DEVT_CTI_PORT_SCCP, and DEVT_CTI_PORT_SIP to Table [TypeOfDevice Values, on page 364](#).

Protocol Versions 10-13

The following is a list of additions and changes made to the CTI Server in Protocol Versions 10-13 (ICM Version 7.0(x)).

- Added New Types to Existing Tables, New fields to existing Messages, New fields added to existing messages
- Added following fields to AGENT_STATE_EVENT: Duration (optional), NextAgentState, FltSkillGroupNumber, FltSkillGroupID, FltSkillGroupPriority, FltSkillGroupState
- Changed Version Number in OPEN_REQ to 13 from 6.
- Added DeviceIDType to SNAPSHOT_CALL_REQ to allow for Queues and Agent extensions with the same number.
- Added ForcedFlag and AgentServiceReq to SET_AGENT_STATE_REQ
- Added CTI_AGENT_STATE_CONTROL_ONLY, CTI_DEVICE_STATE_CONTROL, CTI_ROUTING, CTI_SERVICE_MINIMIZE_EVENTS, CTI_SERVICE_CONFIG_EVENTS, CTI_SERVICE_UPDATE_EVENTS, and CTI_SERVICE_IGNORE_DUPLICATE_AGENT_EVENTS in the CTI Service Masks table.
- Corrected CALL_QUEUED_EVENT scenarios to reflect a QueueDeviceIDType of DEVID_NONE and remove the QueueDeviceID floating field.
- Added DEVID_QUEUE to the device ID type table.
- Removed CallsInQueue from the QUERY_AGENT_STATISTICS_CONF message.
- In CALL_DELIVERED_EVENT, changed AlertingDevice to required.
- Removed Duplicate tag SKILL_GROUP_PRIORITY_TAG.
- Added DEVICE_TYPE_TAG to the tag value table.

- Removed OldestCallInQueue from the QUERY_AGENT_STATISTICS_CONF message.
- Added AgentAvailabilityStatus to QUERY_AGENT_STATE_CONF and AGENT_STATE_EVENT.
- Added AgentsICMAvailable, and AgentsApplicationAvailable to QUERY_SKILL_GROUP_STATISTICS_CONF.
- Added ICMAvailableTimeSession, RoutableTimeSession, ICMAvailableTimeToday, and RoutableTimeToday to QUERY_AGENT_STATISTICS_CONF.
- Added AGENT_UDPATED_EVENT and QUEUE_UPDATED_EVENT to the message type table. The individual messages were covered but they were missing from the table.
- Corrected EMERGENCY_CALL_CONF table.
- Changed PauseDuration in SEND_DTMF_SIGNAL_REQ from USHORT to UINT. The type was mistakenly changed and there is special code to cover the backward compatibility.
- Added EventDeviceType and EventDeviceID in SYSTEM_EVENT to allow specifying a non-numeric device on the in and out of service events.
- Corrected CustomerPhoneNumber, and CustomerAccountNumber to be optional in CALL_DATA_UPDATE_EVENT and SET_CALL_DATA_REQ
- Added NumFltSkillGroups field and floating fields for FltSkillGroupNumber, FltSkillGroupID, FltSkillGroupState, and FltSkillGroupPriority to allow specifying more than 1 skill group in the event to AGENT_STATE_EVENT
- Added RA_CALL_BY_CALL and RA_NAILED_CONNECTION in AgentWorkMode table.
- Updated following messages with new fields:
 - AGENT_STATE_EVENT: NextAgentState, Duration
 - CALL_DEQUEUED_EVENT: DeQueueType
 - OPEN_REQ: EventMsgMask
 - RTP_STARTED_EVENT: SendingAddress, SendingPort
 - RTP_STOPPED_EVENT: SendingAddress, SendingPort
 - SET_AGENT_STATE_REQ: ForcedFlag
- Updated tables with various new values.
- Updated tables with various new values.

Protocol Version 9

The following is a list of additions and changes made to the CTI Server in Protocol Version 9 (ICM Version 5.0).

- Added Server Service. See the section “Server Service” in Chapter 5, “Application Level Interfaces.”
- Added the CampaignID and QueryRuleID fields to the SET_CALL_DATA_REQ and CALL_DATA_UPDATE_EVENT messages.

- During an OPEN_REQ of an ALL_EVENTS client session, additional SYSTEM_EVENTS are now sent to the ALL_EVENTS client to indicate the status of each peripheral associated with the PG.
- Added AgentAvailabilityStatus and ICMAgentID fields to QUERY_AGENT_STATE_CONF and AGENT_STATE_EVENT.
- Added field AgentsICMAvailable and AgentsApplicationAvailable to QUERY_SKILL_GROUP_STATISTICS_CONF.
- Added fields ICMAvailableTimeSession, RoutableTimeSession, ICMAvailableTimeToday, and RoutableTimeToday to QUERY_AGENT_STATISTICS_CONF.
- Added ICMAgentID, AgentExtension, AgentID, and AgentInstrument fields to QUERY_AGENT_STATE_REQ.
- Updates to several tables in Chapter 6, “Constants and Status Codes.”

Protocol Version 8

The following is a list of additions and changes made to the CTI Server in Protocol Version 8 (ICM Version 4.6).

- Moved the RTP_STARTED_EVENT and RTP_STOPPED_EVENT messages to the ClientEvents Service.
- Added AgentInstrument optional field to the following messages:
 - ALTERNATE_CALL_REQ
 - CLEAR_CALL_REQ
 - CONFERENCE_CALL_REQ
 - DEFLECT_CALL_REQ
 - HOLD_CALL_REQ
 - RECONNECT_CALL_REQ
 - RETRIEVE_CALL_REQ
 - TRANSFER_CALL_REQ
 - SEND_DTMF_SIGNAL_REQ
- Added CalledPartyDisposition field to the BEGIN_CALL_EVENT, CALL_DATA_UPDATE_EVENT, and SNAPSHOT_CALL_CONF messages.
- Added CallType and CalledPartyDisposition fields to the SET_CALL_DATA_REQ message.
- Added BlendedAgent support.
- Add CALLTYPE_PREVIEW and CALLTYPE_RESERVATION call types (see table [CallType Values, on page 353](#)).
- Add CallType and/or CalledPartyDisposition fields to the set_call_data_req, BEGIN_CALL_EVENT, CALL_DATA_UPDATE_EVENT, and snapshot_call_conf messages.

- Added CampaignID and QueryRuleID fields to the SET_CALL_DATA_REQ and CALL_DATA_UPDATE_EVENT messages.
- Add real time and 5 minutes fields to the query_skill_group_statistics_conf message.
- Add new AutoOut, Preview, and Reservation call metrics to the query_AGENT_statistics_conf and query_skill_group_statistics_conf messages.
- Added SessionID field to the AGENT_STATE_EVENT message.
- Add new BargeIn, Intercept, Monitor, Whisper, and Emergency call metrics to the query_AGENT_statistics_conf and query_skill_group_statistics_conf messages.
- Added Supervisor services. See [Supervisor Service](#) in Chapter 5, “Application Level Interfaces.”
- Added the following new messages:
 - SET_DEVICE_ATTRIBUTES_REQ / CONF
 - SUPERVISOR_ASSIST_REQ/CONF
 - EMERGENCY_CALL_REQ/CONF
 - SUPERVISE_CALL_REQ/CONF
 - AGENT_TEAM_CONFIG_REQ/CONF/EVENT
 - SET_APP_DATA_REQ/CONF
 - AGENT_DESK_SETTINGS_REQ/CONF
 - LIST_AGENT_TEAM_REQ/CONF
 - MONITOR_AGENT_TEAM_START_REQ/CONF
 - MONITOR_AGENT_TEAM_STOP_REQ/CONF
 - BAD_CALL_REQ/CONF
 - SET_DEVICE_ATTRIBUTES_REQ/CONF
 - REGISTER_SERVICE_REQ/CONF
 - UNREGISTER_SERVICE_REQ/CONF
 - START_RECORDING_REQ/CONF
 - STOP_RECORDING_REQ/CONF
- Added the CustomerPhoneNumber, and CustomerAccountNumber fields. Developers may receive these fields in the CALL_DATA_UPDATE_EVENT messages.

Protocol Version 7

The following is a list of additions and changes made to the CTI Server in Protocol Version 7 (ICM Version 4.5).

- Added the RTP_STARTED_EVENT and RTP_STOPPED_EVENT messages

- Added skill group parameters to the CALL_DELIVERED_EVENT message.
- Added LineHandle and LineType parameters to the CALL_REACHED_NETWORK_EVENT message.

Protocol Version 6

The following is a list of additions and changes made to the CTI Server in Protocol Version 6 (ICM Version 4.1).

- Added the NAMEDVAR and NAMEDARRAY data types.
- Added ICRCentralControllerTime and SystemCapabilities fields to the OPEN_CONF and SYSTEM_EVENT messages.
- System Events Service renamed to Miscellaneous Services.
- NamedVariable and NamedArray optional fields added to the following messages:
 - BEGIN_CALL_EVENT
 - CALL_DATA_UPDATE_EVENT
 - CALL_TRANSLATION_ROUTE_EVENT
 - SET_CALL_DATA_REQ
 - CONFERENCE_CALL_REQ
 - CONSULTATION_CALL_REQ
 - MAKE_CALL_REQ
 - MAKE_PREDICTIVE_CALL_REQ
 - TRANSFER_CALL_REQ
 - SNAPSHOT_CALL_CONF
- EventReasonCode field added to the AGENT_STATE_EVENT message.
- AGENT_PRE_CALL_EVENT and AGENT_PRE_CALL_ABORT_EVENT messages added .
- New messages added to Miscellaneous Services:
 - USER_MESSAGE_REQ/CONF
 - USER_MESSAGE_EVENT
 - SUPERVISOR_ASSIST_REQ/CONF
 - EMERGENCY_CALL_REQ/CONF
 - QUERY_AGENT_STATISTICS_REQ/CONF
 - QUERY_SKILL_GROUP_STATISTICS_REQ/CONF
- AgentExtension and AgentID fields added to the QUERY_AGENT_STATE_REQ message.

- New values SYS_CTI_SERVER_OFFLINE, SYS_CTI_SERVER_ONLINE, and SYS_HALF_HOUR_CHANGE added to SystemEventID Values table (Table [SystemEventID Values, on page 326](#)).
- Maximum length of all instances of the AgentInstrument field increased from 12 to 64 bytes.
- SystemCapabilities field removed from the OPEN_CONF and SYSTEM_EVENT messages.
- NumNamedVariables and NumNamedArrays fixed fields added to all messages that contain the NamedVariable and NamedArray floating fields.
- Supervisor Service removed.
- Queue information added to the QUERY_SKILL_GROUP_STATISTICS_CONF message.
- AgentInstrument field added to QUERY_AGENT_STATE_CONF message.
- Added the following fields to the QUERY_DEVICE_INFO_CONF message:
 - MaxActiveCalls
 - MaxHeldCalls
 - MaxDevicesInConference
 - MakeCallSetup
 - TransferConferenceSetup
 - CallEventsSupported
 - CallControlSupported
 - OtherFeaturesSupported
- New PGStatus code values PGS_CTI_SERVER_OFFLINE and PGS_LIMITED_FUNCTION added to the PGStatusCode table (Table [PGStatusCode Values, on page 345](#)).
- Added HandledCallsAfterCallTimeSession and HandledCallsAfterCallTimeToday fields to the QUERY_AGENT_STATISTICS_CONF message.
- Added HandledCallsAfterCallTimeToHalf and HandledCallsAfterCallTimeToday fields to the QUERY_SKILL_GROUP_STATISTICS_CONF message.
- New Transfer/Conference Setup Mask values CONF_SETUP_SINGLE_ACD_CALL, TRANS_SETUP_SINGLE_ACD_CALL, and TRANS_SETUP_ANY_SINGLE_CALL added to the QUERY_DEVICE_INFO_CONF message.
- New SystemEventIDs SYS_INSTRUMENT_OUT_OF_SERVICE and SYS_INSTRUMENT_BACK_IN_SERVICE added to the SystemEventID Values table (Table [SystemEventID Values, on page 326](#)).
- Added REGISTER_VARIABLES_REQ and REGISTER_VARIABLES_CONF messages.
- Added MonitorID field to AGENT_PRECALL_EVENT and AGENT_PRECALL_ABORT_EVENT messages.
- PeripheralID field added to the USER_MESSAGE_REQ message.
- Updated StatusCodes table (Table [Failure Indication Message Status Codes, on page 319](#)).

- New LineTypes LINETYPE_OUTBOUND and LINETYPE_DID added to the LineTypes table (Table 6-14 LineType Values).
- Added ServiceNumber, ServiceID, SkillGroupNumber, SkillGroupID, and SkillGroupPriority fields to AGENT_PRECALL_EVENT message.
- Added note for CALL_ESTABLISHED_EVENT for Spectrum ACDs.
- Added /CCT (Call Control Table) optional field to the MAKE_CALL_REQ and MAKE_PREDICTIVE_CALL_REQ messages.

Protocol Version 5

The following is a list of additions and changes made to the CTI Server in Protocol Version 5 (ICM Version 4.0).

- Added Peripheral Monitor service and related messages.
- Added a new MonitorID field to all Call and Agent Event messages.
- Added Client Monitor service and related messages.
- Added CallingDeviceType and CallingDeviceID fields to the CALL_SERVICE_INITIATED_EVENT message.
- Increased the maximum number of skill groups from 10 to 20.
- Added AlertRings, CallOption, AuthorizationCode, and AccountCode fields to the CONSULTATION_CALL_REQ, MAKE_CALL_REQ, and TRANSFER_CALL_REQ messages.
- Readded MAKE_PREDICTIVE_CALL_REQ and MAKE_PREDICTIVE_CALL_CONF messages.
- Added new SYS_PERIPHERAL_GATEWAY_OFFLINE System Event ID to the SystemEventID Values table (Table [PeripheralType Values, on page 346](#)).
- Added new AM_NONE, AM_NONE_NO_MODEM and AM_CONNECT_NO_MODEM AnsweringMachine values to the AnsweringMachine Values table (Table [AnsweringMachine Values, on page 368](#)).
- ANSWER_CALL_REQ message (Table [SystemEventID Values, on page 326](#)) revised for peripherals that do not provide alerting call identification.
- Added fields for single step conference to the CONFERENCE_CALL_REQ message:
 - CallPlacementType
 - CallMannerType
 - AlertRings
 - CallOption
 - FacilityType
 - Priority
 - PostRoute

- DialedNumber
 - UserToUserInfo
 - CallVariable1 – CallVariable10
 - CallWrapupData
 - FacilityCode
 - AuthorizationCode
 - AccountCode
- Replaced the AgentInstrument field in the MAKE_PREDICTIVE_CALL_REQ message with the OriginatingDevice field.
 - Added the following new fields to the MAKE_PREDICTIVE_CALL_REQ message:
 - AnswerDetectMode
 - AnswerDetectTime
 - AnswerDetectControl1
 - AnswerDetectControl2
 - DestinationCountry
 - OriginatingLineID
 - PeripheralOnline field added to the OPEN_CONF message.
 - ClientPort field added to the CLIENT_SESSION_OPENED_EVENT and CLIENT_SESSION_CLOSED_EVENT messages.
 - Optional AgentInstrument field added to the CLEAR_CONNECTION_REQ message.
 - AnsweringMachine field added to the CONFERENCE_CALL_REQ and TRANSFER_CALL_REQ messages.
 - Optional AgentInstrument field added to the CONSULTATION_CALL_REQ message.
 - Added the symbolic constant NULL_CALL_ID to the Special Values table (Table [Special Values](#) Special Values).
 - New peripheral types PT_SIEMENS_9005 and PT_ALCATEL added to the PeripheralType Values table (Table [PeripheralType Values](#), on page 346).

