




NETDEVOPS {LIVE!}



DEVNET

Give your Network a REST with Postman

Kevin Swiber

Postman

Twitter: [@kevinswiber](https://twitter.com/kevinswiber)

Season 3, Talk 5

Hosted by Hank Preston, NetDevOps Engineer

Twitter: [@hfpreston](https://twitter.com/hfpreston)

<https://developer.cisco.com/netdevops/live>



Give your network a REST with Web APIs and Postman

NetDevOps Live | Cisco DevNet & Postman | May 5, 2020

“Every piece of software
built today either uses an
API or is an API.”



Abhinav Asthana
Co-Founder & CEO of Postman

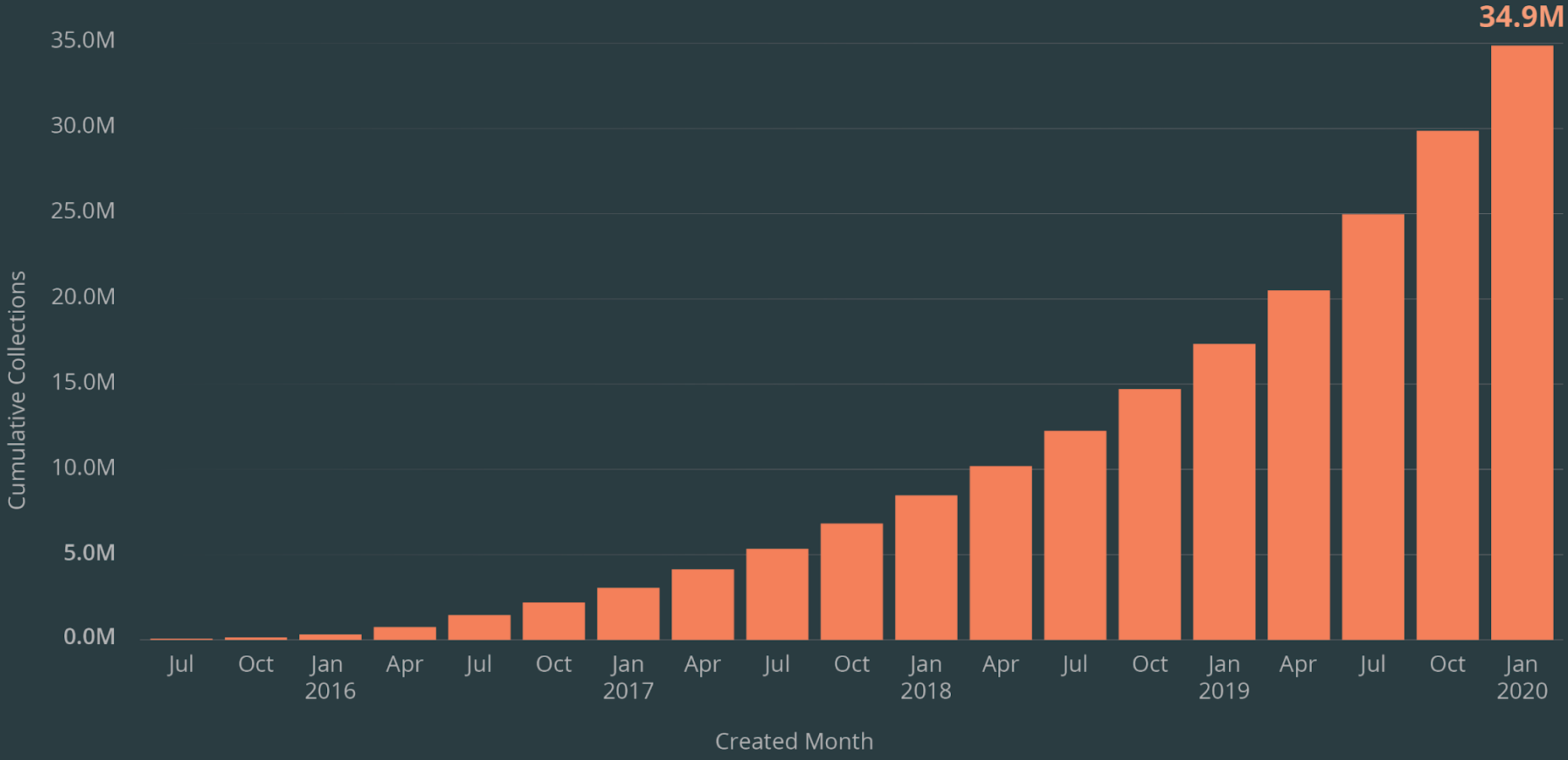
Growth in API Requests

4.7 Billion

REQUESTS IN 2019




Growth in API Collections



APIs Across Industries and Use Cases


Business Solutions




Cloud




Communications



Data Management



Development




Financial Services



Mobile & Productivity

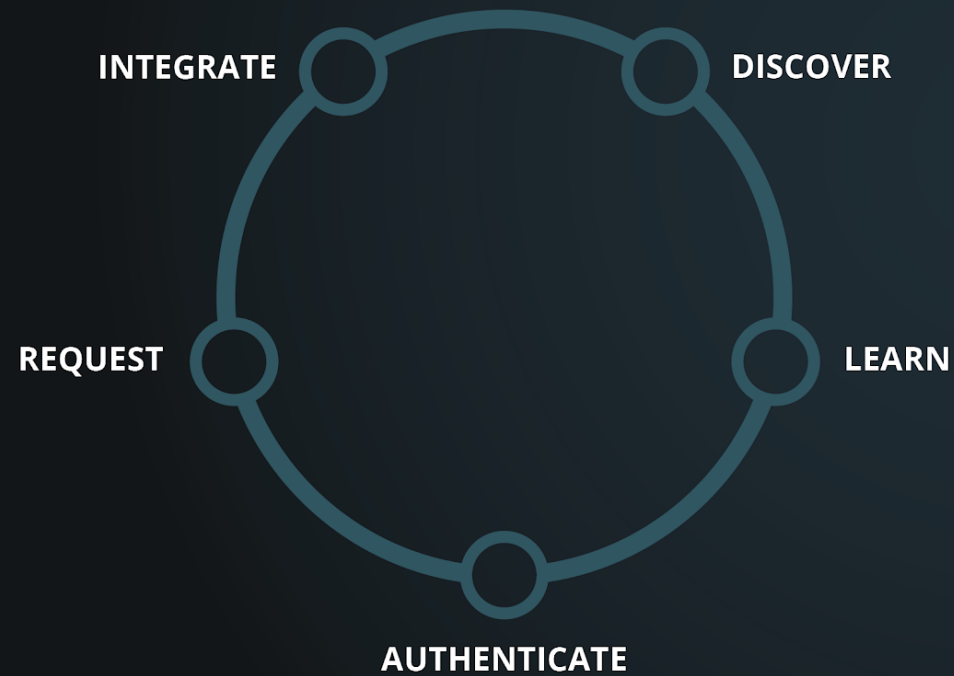


Retail & E-Commerce

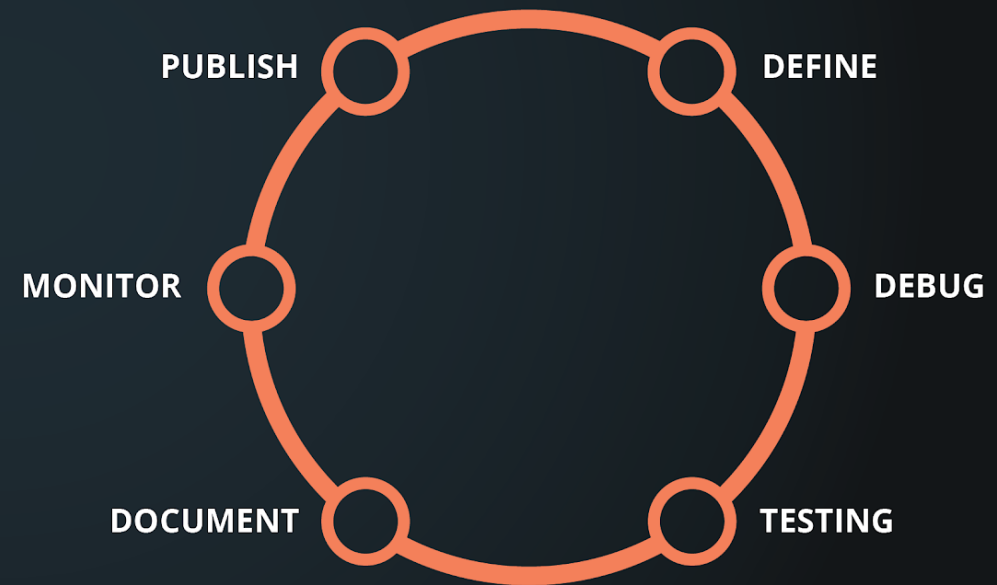


Streamline API Consumer and Producer Lifecycles

API Consumer Lifecycle



API Producer Lifecycle





Importing a Collection and Running Requests


DEMO





Writing Tests and Managing Workflows


DEMO






Collaboration and Version Control

DEMO



The Postman API Platform

CLIENT INTERFACES



PARTNERS

PLATFORM SERVICES



Learning and Support

- Postman Learning Center
 - <https://learning.postman.com>
- Community Forum
 - <https://community.postman.com/>



Postman on YouTube

Postman
12.3K subscribers

Postman Visualizer Demo
7,995 views · 3 months ago
<https://www.postman.com/api-visualizer>
Easily visualize API responses in Postman.
For this demo we will be using the open API endpoint provided by Chris Mears' Open Brewery DB—no key is required. Enter the following URL into the address bar in Postman:
READ MORE

Uploads ▶ **PLAY ALL**

- Tracking the trajectory of SpaceX Starlink satellites (1:07:28)
- Creating APIs for the COVID-19 Response (57:36)
- hack:now COVID-19... (13:27)
- The Impact of COVID-19 on stock prices (1:15:51)
- Deploying and Monitoring your API (1:19:42)

GetPostman on Twitch

The screenshot shows a Twitch stream interface for the channel 'GetPostman'. The stream content is a screen recording of the Postman API client. The main window displays a GET request to 'postman-echo.com/get' with a JavaScript script in the body. The script uses 'pm.getData' and 'L.marker' to interact with a map. Below the script, a map of the City of London is visible, showing streets like Oxford St and landmarks like Whitechapel Gallery. The status bar indicates a 200 OK response with a 133 ms time and 703 B size. On the right side of the stream, there is a video feed of the streamer and a chat window with several messages. At the bottom of the stream, a highlight is shown: 'Highlight: Track the trajectory of SpaceX Starlink satellites across the world · 4 days'. The Twitch navigation bar at the top includes 'Following', 'Browse', 'Esports', 'Music', 'Mods', and a search bar.

```
23   accessToken: 'your-mapbox.access.token'
24   }).addTo(myMap);
25
26
27
28   pm.getData((err, data) => {
29     data.response.forEach( el => {
30       let marker = L.marker([el[0], el[1]]).addTo(myMap);
31     })
32   })
33
34 </script>
35
```

Body Cookies (1) Headers (9) Test Results Status: 200 OK Time: 133 ms Size: 703 B Save Response

City of London

Chat:

- GetPostman he's muting it right now... let
- Kwantuum (I'm just kidding btw, in case it isn't obvious)
- Kwantuum god damnit
- frepard_ can we use (err, data) => { //code here } syntax?
- Kwantuum yes
- Kwantuum This is electron right?
- Kwantuum So probably ES2017?
- Kwantuum maybe more recent than that even

Highlight: Track the trajectory of SpaceX Starlink satellites across the world · 4 days

Reach out on Twitter




@GetPostman



@kevinswiber




NetDevOps Tech Chat



</finish>

Webinar Resources on DevNet!

- Docs and Links
- Learning Labs
- DevNet Sandboxes
- Code Samples



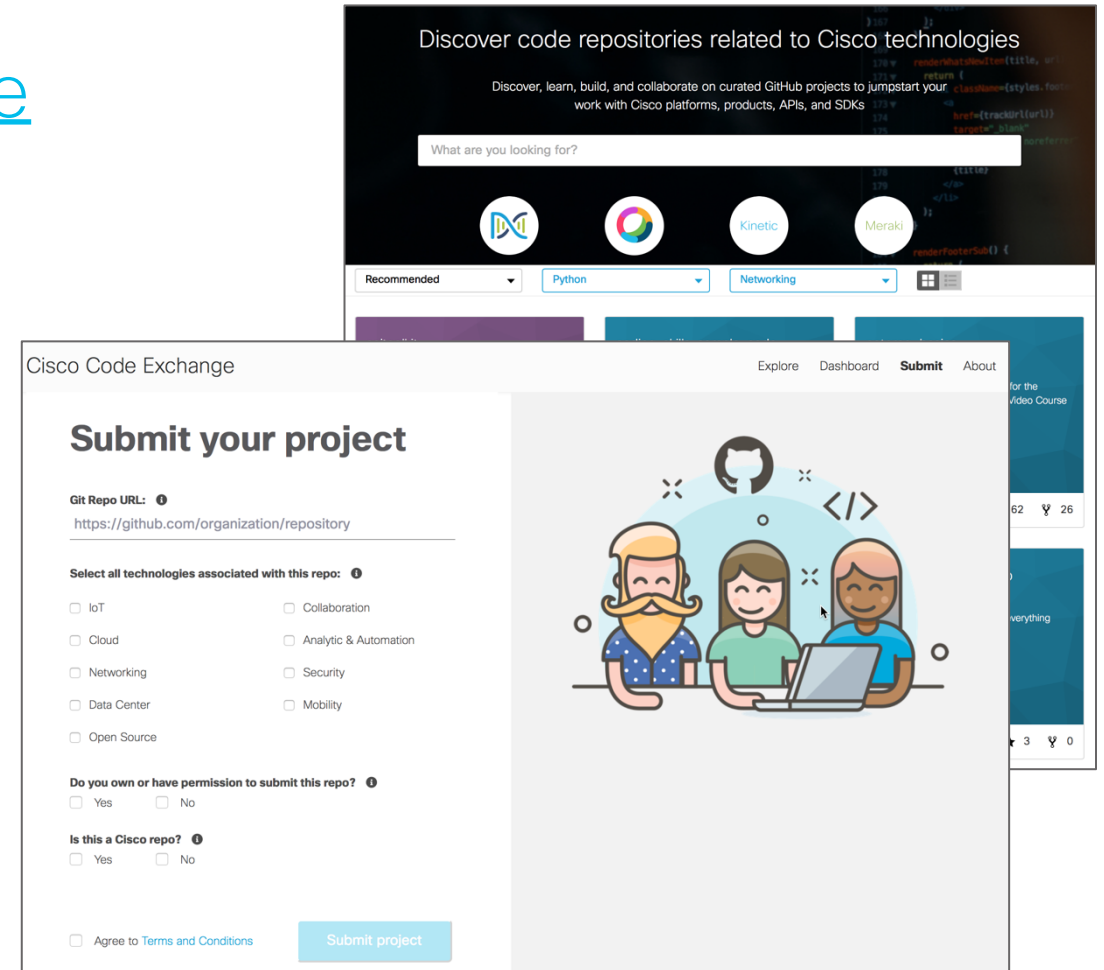
developer.cisco.com/netdevops/live/#s03t04

NetDevOps Live! Code Exchange Challenge

developer.cisco.com/codeexchange

Pick your favorite Cisco REST API and build and share a Postman Collection that authenticates, GETs, POSTs, and DELETES!

*Example: Go for DNA Center, ACI, vManage!
So many options*




The image shows two overlapping screenshots of the Cisco Code Exchange website. The top screenshot displays a search interface with the heading "Discover code repositories related to Cisco technologies" and a search bar. Below the search bar are icons for various Cisco technologies: DNA Center, Meraki, Kinetic, and Meraki. The bottom screenshot shows the "Submit your project" form, which includes a "Git Repo URL" field, a "Select all technologies associated with this repo" section with checkboxes for IoT, Cloud, Networking, Data Center, Open Source, Collaboration, Analytic & Automation, Security, and Mobility, and a "Submit project" button.

Looking for more about NetDevOps?

- NetDevOps on DevNet
developer.cisco.com/netdevops
- NetDevOps Live!
developer.cisco.com/netdevops/live
- NetDevOps Blogs
blogs.cisco.com/tag/netdevops
- Network Programmability Basics Video Course
developer.cisco.com/video/net-prog-basics/



Join us next week!




**The Truth! Your Network WILL
Handle the Truth with NetBox**

May 12, 2020 with Jeremy Stretch

<https://developer.cisco.com/netdevops/live/#s03t06>

Got more questions? Stay in touch!



Hank Preston

 hapresto@cisco.com

 [@hfpreston](https://twitter.com/hfpreston)

 <http://github.com/hpreston>



developer.cisco.com


 [@CiscoDevNet](https://twitter.com/CiscoDevNet)

 facebook.com/ciscocodevnet/

 <http://github.com/CiscoDevNet>



NETDEVOPS {LIVE!}



DEVNET

<https://developer.cisco.com/netdevops/live>

@netdevopslive 